



2014

Light Luz Luce



















--	--	--	--	--	--	--	--	--	--

Customer number / No del cliente / Codice cliente

We provide our products and services in accordance with our terms and conditions of payment and delivery. You can get them on request or with www.paulmann.com

Todo pedido implica la aceptación de nuestras condiciones de pago y suministro. Nos las puede solicitar o ver en www.paulmann.com

Lavoriamo sulla base delle nostre condizioni di fornitura e di pagamento. Queste sono disponibili su richiesta all'indirizzo www.paulmann.com

8	Living	
24	Wall & Ceiling	
57	Table & Desk	
66	Galeria	
84	Spotlights	
116	Wire Systems	
161	Rail Systems	
217	Function	
247	Downlights	
382	Lighting control/ transformers Control de luz/ Transformadores Controllo dell'illuminazione/ Trasformatori	
392	LED bulbs Medio de iluminación LED Mezzi d'illuminazione a LED	
408	Energy-saving/ fluorescent bulbs Lámparas fluorescentes/ de bajo consumo Lampade a risparmio energetico/ lampade fluorescenti	
424	Halogen lamps 12V Lámparas halógenas de 12V Lampade alogene da 12V	
434	Halogen lamps 230V Lámparas halógenas de 230V Lampade alogene da 230V	
446	Conventional light bulbs Medios de iluminación convencionales Lampade convenzionali	
462	Technical information, indexes Información técnica, listas Informazioni tecniche, elenchi	

25-27
Wall & Ceiling
PadLED

NEW

www.paulmann.com/padled/all

373
Downlights
Premium Line
2Easy

90
Spotlights
Orb

NEW

www.paulmann.com/spots/all

117-121
Wire Systems
AirLED

NEW

www.paulmann.com/airled/all

29
Wall & Ceiling
Xeta-Spot

NEW

222
Function
DressLight

NEW

www.paulmann.com/cabinet/all

218-219
Function
SlideLED

NEW

28
Wall & Ceiling
Orbit + Space

NEW

29
Wall & Ceiling
DecoBeam

244
Function
DecoBeam

NEW

www.paulmann.com/decobeam/all

403
LED

NEW

All about light

Paulmann Licht GmbH, located in Springe in Lower Saxony (Germany), offers over 2500 innovative products; as one of the leading manufacturers in the light industry, we are able to share our expertise – from lights and lighting systems to a complete bulb assortment with many speciality lamps.

Paulmann products are appealing to your customers with light for a cosy atmosphere in modern design and energy efficiency.

Sales offices and agencies in 40 countries of Europe and North America ensure that customers receive direct, local support.

Todo alrededor de la luz

Paulmann Licht GmbH con sede en Springe, Baja Sajonia (Alemania), es, con sus más de 2500 productos innovadores, uno de los proveedores líderes en el sector de luminarias y ofrece soluciones competentes para toda la gama de productos: desde lámparas y sistemas de iluminación hasta un surtido completo de luminarias con muchas especialidades.

Los productos Paulmann entusiasman a sus clientes por su luz agradable, diseño actual y alta eficiencia energética.

Gracias a nuestras sucursales y representaciones en más de 40 países de Europa y Norteamérica, los clientes reciben un asesoramiento individual y sin desplazamientos.

Tutto per la luce

Con oltre 2500 prodotti innovativi Paulmann Licht GmbH, che ha sede a Springe (Bassa Sassonia, Germania), è uno dei fornitori leader nel settore dell'illuminazione. Le sue competenze coprono l'intero assortimento: dai singoli apparecchi ai sistemi d'illuminazione fino a un assortimento completo di lampadine che vanta prodotti esclusivi.

I prodotti Paulmann soddisfano i clienti con la loro luce per il benessere, il design moderno e l'elevata efficienza energetica.

Grazie alle nostre filiali e rappresentanze in più di 40 Paesi europei e nel Nord America, i clienti possono usufruire di un'assistenza individuale direttamente in loco.



Paulmann EcoSystems

Don't save light, save energy.

Optimal lighting for a home depends on the use of the three energy-saving technologies: LEDs, energy-saving bulbs and 12V halogen.



Our energy-saving technologies are indicated by these symbols in the catalogue. Each of these technologies offers specific advantages. Because every house and flat has numerous areas with potential for saving energy. The broad Paulmann assortment offers the appropriate EcoSystem solution for every application: Energy-efficient lighting that suits your style and feels good.

Ahorre energía y no luz.

La iluminación óptima para el hogar depende de cuál de las tres tecnologías de bajo consumo se use: LEDs, lámparas de bajo consumo y halógenas de 12V.



Estos símbolos identifican nuestras tecnologías de ahorro energético en el catálogo. Cada una de estas tecnologías tiene ventajas específicas. Porque en toda casa y toda vivienda hay varios potenciales de ahorro. El gran surtido de Paulmann ofrece para cada aplicación la solución ecológica adecuada: su eficaz luz personal como fuente de bienestar.

Non risparmiatela sulla luce, risparmiatela sull'energia.

L'illuminazione ottimale per la casa dipende dall'uso dei tre sistemi a risparmio energetico: LED, lampade a risparmio energetico e alogene a 12V.



Questi simboli indicano le nostre tecnologie di risparmio energetico nel catalogo. Ognuna di queste tecnologie offre vantaggi particolari. Ogni abitazione presenta svariati potenziali di risparmio. Il vasto assortimento Paulmann ha sempre la soluzione EcoSystem più adatta per ogni applicazione: per una luce personalizzata ed efficiente - per il vostro benessere.

Paulmann EcoSystems

LED

80%
Energy savings¹⁾
Ahorro de energía¹⁾
Risparmio energetico¹⁾

10.000 h – 25.000 h

Excerpt of natural light
Extracto de luz natural
Uscita di luce naturale

Dimming function is model specific
Regulable según modelo
Intensità regolabile a seconda del modello

warm neutral cold
cálido neutro frío
caldo neutro freddo

Paulmann EcoSystems

Energy Saver

80%
energy savings¹⁾
Ahorro de energía¹⁾
Risparmio energetico¹⁾

5.000 h – 8.000 h

Excerpt of natural light
Extracto de luz natural
Uscita di luce naturale

Cannot be dimmed
No regulable
Intensità non variabile

warm neutral cold
cálido neutro frío
caldo neutro freddo

Paulmann EcoSystems

Halogen 12V

50%
energy savings¹⁾
Ahorro de energía¹⁾
Risparmio energetico¹⁾

3.000 h²⁾

Natural light
Luz natural
Luce naturale

Savings with dimming
Intensità variable économique
Sparen door dimmen

warm
cálido
caldo

¹⁾ Compared to a conventional bulb frente a lámparas incandescentes normales rispetto a una lampadina a incandescenza tradizionale

²⁾ Supplemental extension through dimming Prolongación adicional mediante dimming Ulteriore prolungamento mediante la variazione dell'intensità

Paulmann shop concepts are product advisors. Illuminated product samples, competent explanations and pleasant illustrations create the desire for comfortable lighting. The packaging helps with product selections by presenting large pictures and clearly structured information.

El concepto de presentación de Paulmann vende el producto. Las muestras iluminadas, las explicaciones competentes y las simpáticas ilustraciones animan a invertir en luz como fuente de bienestar. Los paquetes con información claramente estructurada y grandes ilustraciones ayudan a decidirse por el producto.

The optimised positioning concept additionally provides for the greatest possible product variety with coordinated stocking and therefore increasing the efficiency of your surface.

El optimizado concepto de colocación permite además presentar la mayor variedad de productos con un aprovisionamiento coordinado, para una mayor productividad de su superficie expositora.

I punti vendita Paulmann sono concepiti come luoghi di informazione sui prodotti e invito all'acquisto. Esempi di prodotti con la giusta illuminazione, spiegazioni competenti e immagini accattivanti stimolano il desiderio di una luce portatrice di benessere. Gli imballaggi aiutano nella scelta dei prodotti grazie a illustrazioni in grande scala e informazioni chiare e ben strutturate.

Un sistema ottimizzato di collocazione dei prodotti garantisce inoltre la massima varietà unita a un approvvigionamento adeguato, e quindi una maggiore produttività della superficie disponibile.

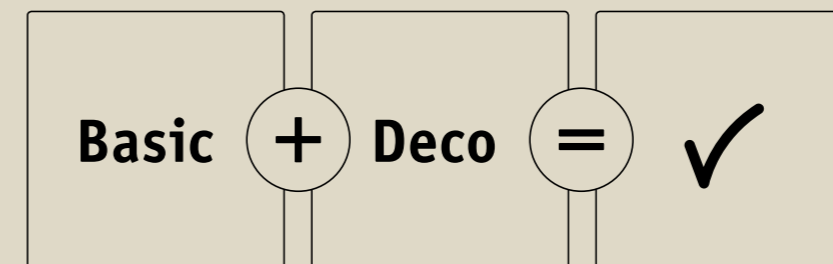


Living

- 9 MyLED
- 12 NanoLED
- 16 2Easy
- 22 Sibari
- 22 Giba
- 23 Gala Fiaccola
- 23 Helena



Combine your own personal lighting system
Combine usted mismo su sistema de luz personal
Scegliete voi stessi le combinazioni per il vostro sistema d'illuminazione personalizzato



MyLED – dimming LED luminaires with a selection of glass and shades

MyLED brings festive light into cosy rooms. Filigree LED pinpoints of light and the curved shape characterise these modern lights for the living area. The mix of brush-finished iron and chrome surfaces lends the modern ambience a warm note. Combine MyLED according to your interior tastes with glasses and shades of your choice.

MyLED – Lámparas LED regulables con surtido de cristales y pantallas

MyLED llena de alegre luminosidad el interior de su hogar. Sus sofisticados puntos de luz LED y su disposición ondulante caracterizan estas modernas lámparas para espacios habitables. Las superficies, mezcla de hierro cepillado y cromo, confieren una nota cálida a los ambientes modernos. Decore sus espacios con un toque personal combinando MyLED con los cristales o las pantallas de su elección.

MyLED – Luci LED dimmerabili con scelta di vetri e paralumi

MyLED porta una luce gioiosa negli spazi abitativi. I punti luce LED filigranati e la forma arcuata sono i tratti caratteristici di queste luci moderne per locali abitativi. La superficie in ferro spazzolato e cromo dona una nota di calore all'ambiente moderno. A seconda dello stile di arredamento potete scegliere da soli le combinazioni di MyLED con vetri o paralumi.



Cara

∅50 ∅70 mm
EAN 4000870 601068
601.06

Opal Glass
Opal Cristal
Opale Vetro

Cara

∅50 ∅70 mm
EAN 4000870 601075
601.07

Opal Glass
Opal Cristal
Opale Vetro

Cara

∅50 ∅70 mm
EAN 4000870 601082
601.08

Opal Glass
Opal Cristal
Opale Vetro



Salva

∅60 ∅54 mm
EAN 4000870 601129
601.12

Opal Glass
Opal Cristal
Opale Vetro

Viola

∅54 ∅60 mm
EAN 4000870 601136
601.13

Opal Glass
Opal Cristal
Opale Vetro

Tusco

∅50 ∅70 mm
EAN 4000870 601143
601.14

Opal Glass
Opal Cristal
Opale Vetro



Mara

∅80 ∅43 mm
EAN 4000870 601150
601.15

Opal Glass
Opal Cristal
Opale Vetro

Este

∅70 ∅55 mm
EAN 4000870 601167
601.16

White Ceramic
Blanco Cerámica
Bianco Ceramica


Vienna

∅60 ∅60 mm
EAN 4000870 601174
601.17

Opal Glass
Opal Cristal
Opale Vetro



Brushed iron/Chrome Metal/Acryl
Acero Mate/Cromo Metal/Acrilico
Ferro spazzolato/Cromo Metallo/Acrilico




3



2

1 MyLED Basic

incl. 2x5 W
2x248 lm, 3000 K
230 V
∅450 ∅300 mm
EAN 4000870 702246
702.24



2 MyLED Basic

incl. 5x5 W
5x248 lm, 3000 K
230 V
∅1700 ∅650 mm
EAN 4000870 702253
702.25



3 MyLED Basic

incl. 5x4,8 W
5x218 lm, 3000 K
230 V
∅150 cm ∅800 mm ∅60 mm
EAN 4000870 702277
702.27



4 MyLED Basic

incl. 5x4,8 W
5x218 lm, 3000 K
230 V
∅180 cm ∅280 mm
EAN 4000870 702260
702.26



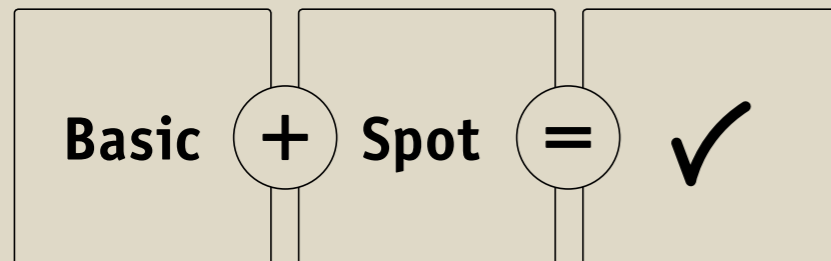


702.19 + 702.20

Combine your own personal lighting system

Combine usted mismo su sistema de luz personal

Scegliete voi stessi le combinazioni per il vostro sistema d'illuminazione personalizzato



NanoLED – Dimming LED luminaires with high performance spots

With a material mixture of chrome and brush-finished aluminium NanoLED directs its lovers to cool aesthetics and technical finesse. NanoLED also offers an attractive contrast in classic interiors. The floor lamps and pendant lights contain modern energy-saving LED technology and can be dimmed. The spots in different designs can be combined with the basic luminaires according to taste and give direct or indirect light depending on the setting.

NanoLED – Lámparas de LEDs regulables con focos potentes

Utilizando un material mezcla de cromo y aluminio cepillado, el NanoLED encuentra gran aceptación entre amantes de la luz fría y de los refinamientos técnicos. NanoLED ofrece también atractivos contrastes en interiores clásicos. Dotadas de la tecnología LED del momento, las lámparas de pie y colgantes de intensidad regulable contribuyen a su vez al ahorro energético. Los focos, en diferentes diseños, son fácilmente combinables según sus preferencias con las lámparas base, pudiendo además ajustarse para proporcionar luz directa o indirecta.

NanoLED – Luci a LED dimmerabili con spot potenti

Con la sua combinazione di cromo e alluminio spazzolato, NanoLED è adatto per chi ama effetti delicati e raffinatezza tecnica. NanoLED crea anche contrasti attraenti negli interni classici. Le piantane e le sospensioni sono dotate di tecnologia attuale a LED a risparmio energetico e sono dimmerabili. I vari design degli spot possono essere combinati con le luci base a seconda del proprio gusto e, a seconda dell'impostazione, offrono luce diretta o indiretta.



702.18 + 702.23



702.17 + 702.23



702.17 + 702.20



702.19 + 702.22



Spot Pad
incl. 1x5 W
255 lm, 3000 K
⌀8 ⇄105 ⇄135 mm
EAN 4000870 702208
702.20

↳ Brushed alu 田 Alu/Acryl
↳ Aluminio mateado 田 Aluminio/Acrylic
↳ Alluminio spazzolato 田 Alluminio/Acrylic



Spot Linear
incl. 1x5 W
192 lm, 3000 K
⌀16 ⇄110 ⇄65 mm
EAN 4000870 702222
702.22

↳ Brushed alu 田 Alu
↳ Aluminio mateado 田 Aluminio
↳ Alluminio spazzolato 田 Alluminio



Spot Pur
incl. 1x5 W
295 lm, 3000 K
⌀31 ø120 ⇄155 mm
EAN 4000870 702239
702.23

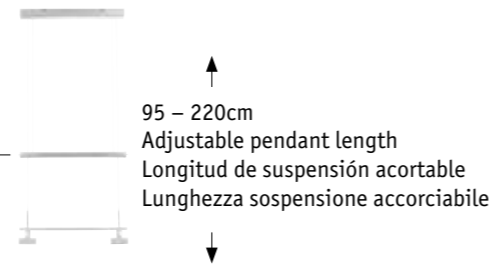
↳ Brushed alu 田 Alu/Acryl
↳ Aluminio mateado 田 Aluminio/Acrylic
↳ Alluminio spazzolato 田 Alluminio/Acrylic



↳ Brushed alu/Chrome 田 Alu
↳ Aluminio mateado/Cromo 田 Aluminio
↳ Alluminio spazzolato/Cromo 田 Alluminio



↳ Brushed alu/Chrome 田 Alu
↳ Aluminio mateado/Cromo 田 Aluminio
↳ Alluminio spazzolato/Cromo 田 Alluminio



1 NanoLED Basic
max. 4x5 W
230 V
⌀30 mm ⌀95 - 220 cm
⇄440 mm ⇄52 mm
EAN 4000870 702192
702.19



2 NanoLED Basic
max. 2x5 W
230 V
⌀590 ⇄160 ⇄380 mm
EAN 4000870 702178
702.17

3 NanoLED Basic
max. 2x5 W
230 V
⌀1425 ⇄220 ⇄530 mm
EAN 4000870 702185
702.18



998.32 + 998.42 + 700.02

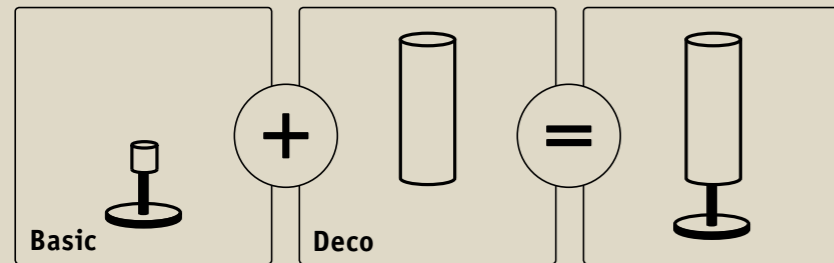


998.32 + 998.42

Combine your own personal lighting system

Combine usted mismo su sistema de luz personal

Scegliete voi stessi le combinazioni per il vostro sistema d'illuminazione personalizzato



2Easy Living - Combine your personal lamps for your living space yourself

The extensive combination system 2Easy Living offers energy-saving floor, desk and pendant luminaires as well as numerous special solutions such as clamp-on lamps, plug-in lamps or reading lamps. The selection of shades ranges from high-quality opaline glass, mosaic shades in a vivid blend of colours to materials with floral motifs - dip into this rich assortment and shape your personal luminaires for the living room, dining room or bedroom.

2Easy Living – combine usted mismo las lámparas de su hogar aportando su toque personal

El extenso sistema modular 2Easy Living le ofrece lámparas de pie, sobremesa y colgantes de bajo consumo, así como numerosas soluciones especiales como lámparas de pinza, enchufables o de lectura. La gama en pantallas se extiende desde el valioso vidrio opal hasta materiales con motivos florales, pasando por pantallas de mosaico con temas policromáticos - déjese inspirar por nuestro extenso surtido y diseñe su propia iluminación para su sala de estar, comedor o dormitorio.

2Easy Living - Scegliete da soli le combinazioni per personalizzare la luce degli spazi abitativi

L'ampio sistema di combinazioni 2Easy Living offre piantane, sospensioni e lampade da tavolo a risparmio energetico e numerose soluzioni speciali come lampade con morsetto, a innesto o da lettura. La scelta di paralumi va dal prezioso vetro opale ai decori mosaicati variopinti fino alle stoffe con motivi floreali - questa ampia scelta vi permette di creare le vostre luci personali per soggiorno, area da pranzo o camera da letto.



998.32 + 701.77



700.69 + 998.44



998.32 + 998.64



998.32 + 998.60





Spira

∅280 ∅100 mm
EAN 4000870 701775
701.77

- Opal/Clear Glass
- Opal/Claro Cristal
- Opale/Chiaro Vetro



Volta

∅280 ∅130 mm
EAN 4000870 998649
998.64

- White/Transparent Glass
- Blanco/Trasparente Cristal
- Bianco/Trasparente Vetro



Arazzo

∅280 ∅80 mm
EAN 4000870 700020
700.02

- Opal/Brown Glass
- Opal/Marrón Cristal
- Opale/Marrone Vetro



Biodola

∅385 ∅120 mm
EAN 4000870 700013
700.01

- Opal/Brown Glass
- Opal/Marrón Cristal
- Opale/Marrone Vetro



Biodola

∅450 ∅120 mm
EAN 4000870 998441
998.44

- Opal/Black Glass
- Opal/Negro Cristal
- Opale/Nero Vetro



Biodola

∅450 ∅120 mm
EAN 4000870 998434
998.43

- Opal Glass
- Opal Cristal
- Opale Vetro



Livo

∅280 ∅75 mm
EAN 4000870 998427
998.42

- Opal Glass
- Opal Cristal
- Opale Vetro



Biodola

∅320 ∅115 mm
EAN 4000870 700006
700.00

- Chrome matt Glass
- Cromo mate Cristal
- Cromo opaco Vetro



Alura

∅280 ∅85 mm
EAN 4000870 998601
998.60

- Chrome matt Alu
- Cromo mate Alluminio
- Cromo opaco Alluminio



Livo

∅280 ∅75 mm
EAN 4000870 998410
998.41

- Black/Opal Glass
- Negro/Opal Cristal
- Nero/Opale Vetro



Carducci

∅450 ∅130 mm
EAN 4000870 998458
998.45

- Black Metal
- Negro Metal
- Nero Metallo





C
 Chrome Metal
 Cromo Metal
 Cromo Metallo



BI
 Brushed iron Metal
 Acero Mate Metal
 Ferro spazzolato Metallo



Deco □ = 18-19

1 2Easy Basic
 incl. 3×11 W, E27
 3×496 lm, 2700 K
 230 V
 ⚡165 cm ⇄680 - 1060 mm
 ⌀40 mm
 EAN 4000870 700693
C 700.69

894.11

EAN 4000870 700709

BI 700.70

894.11

2 2Easy Basic
 incl. 3×11 W, E27
 3×496 lm, 2700 K
 230 V
 ⚡25 mm ⚡110 cm ⇄800 mm
 ⌀100 mm
 EAN 4000870 998380
C 998.38

894.11

EAN 4000870 998373

BI 998.37

894.11

3 2Easy Basic
 incl. 1×11 W, E27
 496 lm, 2700 K
 230 V
 ⚡110 cm ⌀100 mm
 EAN 4000870 998366
C 998.36

894.11

EAN 4000870 998359

BI 998.35

894.11

5 2Easy Basic
 incl. 1×11 W, E27
 496 lm, 2700 K
 230 V
 ⚡172 ⌀160 mm
 EAN 4000870 998328
C 998.32

894.11

EAN 4000870 998311

BI 998.31

894.11

4 2Easy Basic
 incl. 1×11 W, E27
 496 lm, 2700 K
 230 V
 ⚡294 ⇄100 ⌀100 mm
 EAN 4000870 998403
C 998.40

894.11


EAN 4000870 998397

BI 998.39

894.11



1



2



4



5



3



7



8



9

7 2Easy Basic
 incl. 1×11 W, E27
 496 lm, 2700 K
 230 V
 ⚡1480 ⌀230 mm
 EAN 4000870 998342
C 998.34

894.11

EAN 4000870 998335

BI 998.33

894.11

8 2Easy Basic
 incl. 3×11 W, E27
 3×496 lm, 2700 K
 230 V
 ⚡1466 ⌀320 mm
 EAN 4000870 794616
C 794.61

894.11

EAN 4000870 794609

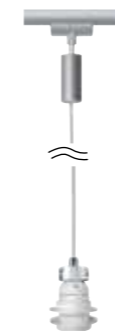
BI 794.60

894.11

9 2Easy Basic
 incl. 2×11 W, E27
 2×496 lm, 2700 K
 230 V
 ⚡660 ⌀230 mm
 EAN 4000870 794593
C 794.59

894.11


URail Basic □ = 177, 182, 187



Basic-Pendulum
 incl. 1×11 W, E27
 496 lm, 2700 K
 230 V
 ⚡150 cm
 EAN 4000870 950036
CM 950.03

894.11

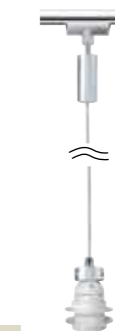
Chrome matt Metal
 Cromo mate Metal
 Cromo opaco Metallo



Basic-Pendulum
 incl. 1×11 W, E27
 496 lm, 2700 K
 230 V
 ⚡150 cm
 EAN 4000870 950050
W 950.05

894.11

White Metal
 Blanco Metal
 Bianco Metallo



Basic-Pendulum
 incl. 1×11 W, E27
 496 lm, 2700 K
 230 V
 ⚡150 cm
 EAN 4000870 950043
C 950.04

894.11

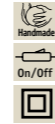
Chrome Metal
 Cromo Metal
 Cromo Metallo




⚡ Nickel satinised/Opal/Brown 📦 Metal/Glass
 ⚡ Níquel satinado/Opal/Marrón 📦 Metal/Cristal
 ⚡ Nichel satinatoq/Opale/Marrone 📦 Metallo/Vetro




1 Sibari
 max. 1×60 W, E27
 230 V
 ⚡1605 ø230 mm
 EAN 4000870 660478
660.47
 ⚡ 892.39




2 Sibari
 max. 1×60 W, E14
 230 V
 ⚡360 mm ⚡122 cm ø120 mm
 EAN 4000870 660485
660.48
 ⚡ 892.42



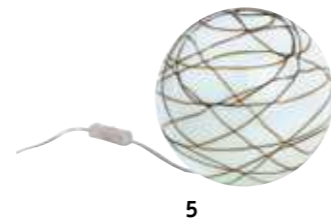
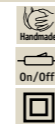
3 Sibari
 max. 1×60 W, E14
 230 V
 ⚡350 ø120 mm
 EAN 4000870 660492
660.49
 ⚡ 892.42




4 Giba
 max. 1×60 W, E27
 230 V
 ⚡468 mm ⚡112 cm ø300 mm
 EAN 4000870 660515
660.51
 ⚡ 880.14



5 Giba
 max. 1×25 W, E14
 230 V
 ⚡140 ø150 mm
 EAN 4000870 660522
660.52
 ⚡ 894.35




⚡ Brushed iron/Satin 📦 Metal/Glass
 ⚡ Acero Mate/Satinada 📦 Metal/Cristal
 ⚡ Ferro spazzolato/Satinato 📦 Metallo/Vetro



Gala Fiaccola
 incl. 3×20 W, G4
 3×254 lm, 2900 K
 230/12 V, 60 VA ⚡
 ⚡1660 ⚡250 ⚡250 mm
 EAN 4000870 790694
790.69
 ⚡ 831.17



⚡ Nickel satinised/White 📦 Metal/Cloth
 ⚡ Níquel satinado/Blanco 📦 Metal/Pañó
 ⚡ Nichel satinatoq/Bianco 📦 Metallo/Panno



Helena
 max. 1×40 W, E14
 230 V
 ⚡400 ø270 mm
 EAN 4000870 793800
793.80
 ⚡ 894.35



Helena
 max. 1×60 W, E27
 230 V
 ⚡1400 ø260 mm
 EAN 4000870 793817
793.81
 ⚡ 880.14



Wall & Ceiling

- 25 PadLED
- 28 LED
- 31 DecoSystems
- 41 Energy Saving
- 47 Bathroom



25 PadLED



29 DecoBeam



28 Orbit / Space



PadLED lighting system for nearly invisible ceiling mounting

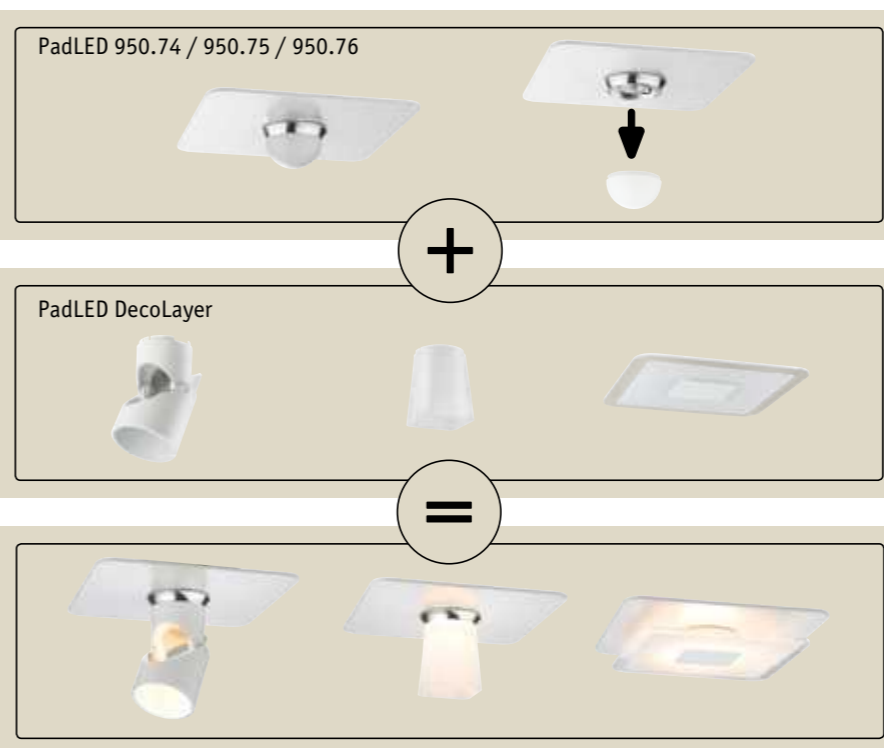
In many rooms, factors such as concrete ceilings prevent the use of recessed lighting. The PadLED system provides a stylish lighting alternative with contemporary design. A narrow, inconspicuous strip of conducting tape is applied to the ceiling to connect the spot pads, which are held in place by magnets. If desired, this strip of tape can be painted over.

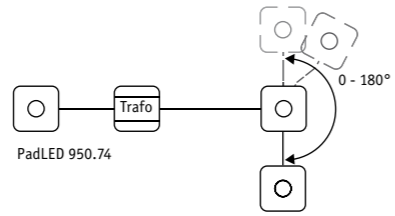
PadLED – Sistema de iluminación para montaje en plafón prácticamente invisible

En muchos espacios no es posible usar lámparas empotrables, por ejemplo cuando el techo de hormigón no lo permite. Una brillante alternativa es el sistema PadLED en estilo de diseño moderno. Una tira adhesiva electroconductora de un dedo de ancho (pegada al techo y, si se desea, pintada) interconecta discretamente las bases de focos fijadas magnéticamente.

Sistema d'illuminazione PadLED per montaggio a soffitto praticamente invisibile

In molti ambienti non è possibile impiegare faretti a incasso, ad esempio se i soffitti sono in calcestruzzo. Un'alternativa è il brillante sistema PadLED, dal piacevole design moderno. Una striscia adesiva larga un pollice, applicata al soffitto ed eventualmente verniciata, alimenta la corrente collegando gli spot pad a fissaggio magnetico in modo esteticamente gradevole.





PadLED
 incl. 3x10 W
 3x290 lm, 2700 K
 230 V, 1x36 VA
 ⇄6 m
 EAN 4000870 950746
950.74 new




- ☞ White/Chrome
- ☞ Blanco/Cromo
- ☞ Bianco/Cromo



PadLED Extension
 incl. 1x10 W
 290 lm, 2700 K
 ⇄50 ⇄155 ⇄155 mm
 EAN 4000870 950760
950.76 new

- ☞ White/Chrome
- ☞ Blanco/Cromo
- ☞ Bianco/Cromo



DecoLayer Pitch
 ⇄85 ⇄50 mm
 EAN 4000870 950791
950.79 new



- ☞ White
- ☞ Blanco
- ☞ Bianco

DecoLayer Quad
 ⇄58 ⇄44 mm
 EAN 4000870 950807
950.80 new

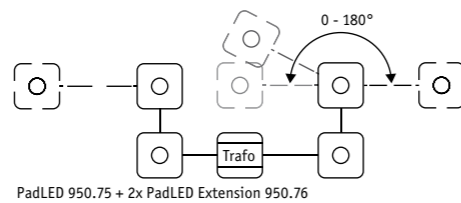


- ☞ White
- ☞ Blanco
- ☞ Bianco

DecoLayer Flat
 ⇄13 ⇄130 ⇄130 mm
 EAN 4000870 950784
950.78 new



- ☞ White
- ☞ Blanco
- ☞ Bianco



PadLED Set
 incl. 4x10 W
 4x290 lm, 2700 K
 230 V, 2x36 VA
 ⇄8 m
 EAN 4000870 950753
950.75 new



- ☞ White/Chrome
- ☞ Blanco/Cromo
- ☞ Bianco/Cromo



Cable 5m
 ⇄15 mm ⇄5 m
 EAN 4000870 950814
950.81 new

- ☞ White
- ☞ Blanco
- ☞ Bianco

Cable 10m
 ⇄15 mm ⇄10 m
 EAN 4000870 950821
950.82 new

- ☞ White
- ☞ Blanco
- ☞ Bianco



Orbit
incl. 1x11 W
570 lm, 3000 K
230 V
ø200 ↗51 mm
EAN 4000870 703885
703.88 new



Orbit
incl. 1x16,5 W
900 lm, 3000 K
230 V
ø300 ↗55 mm
EAN 4000870 703892
703.89 new



Orbit
incl. 1x18,5 W
1100 lm, 3000 K
230 V
ø360 ↗57 mm
EAN 4000870 703908
703.90 new



☞ Chrome matt/White ☒ Plastic
☞ Cromo mate/Blanco ☒ Plástico
☞ Cromo opaco/Bianco ☒ Plastica

☞ Chrome matt/White ☒ Plastic
☞ Cromo mate/Blanco ☒ Plástico
☞ Cromo opaco/Bianco ☒ Plastica


Space
incl. 1x11 W
570 lm, 3000 K
230 V
↕200 ↔200 ↗51 mm
EAN 4000870 703878
703.87 new



Space
incl. 1x16,5 W
900 lm, 3000 K
230 V
↕300 ↔300 ↗55 mm
EAN 4000870 703861
703.86 new



Space
incl. 1x18,5 W
1100 lm, 3000 K
230 V
↕360 ↔360 ↗57 mm
EAN 4000870 703854
703.85 new



☞ Chrome/Chrome matt/Transparent
☒ Metal/Acryl
☞ Cromo/Cromo mate/Trasparente
☒ Metal/Acricilo
☞ Cromo/Cromo opaco/Trasparente
☒ Metallo/Acricilo



incl. cap
→ Chrome
→ Chrome matt




a) incl. diffusor
b)

DecoBeam
incl. 1x2,5 W
93 lm, 3000 K
230 V
↕54 ø103 mm
EAN 4000870 702918
702.91 new



www.paulmann.com/decobeam/all



☞ Chrome matt ☒ Metal/Glass
☞ Cromo mate ☒ Metal/Cristal
☞ Cromo opaco ☒ Metallo/Vetro



Xeta-Spot
incl. 1x22,5 W
527 + (3x90) lm
230 V
↕88 ↔320 ↗320 mm
EAN 4000870 702901
702.90 new



270 lm



527 lm



797 lm



Xeta
incl. 1x15 W
600 lm, 3000 K
230 V
∅72 ∅205 mm
EAN 4000870 702796
702.79



Xeta
incl. 1x22,5 W
780 lm, 3000 K
230 V
∅72 ∅305 mm
EAN 4000870 702765
702.76




Chrome matt Metal/Glass
Cromo mate Metal/Cristal
Cromo opaco Metallo/Vetro



Xeta
incl. 1x7,5 W
315 lm, 3000 K
230 V
∅70 ∅325 ∅105 mm
EAN 4000870 702789
702.78



Xeta
incl. 1x15 W
600 lm, 3000 K
230 V
∅70 ∅325 ∅205 mm
EAN 4000870 702772
702.77



Chrome matt Metal/Glass
Cromo mate Metal/Cristal
Cromo opaco Metallo/Vetro



Xeta
incl. 1x12,5 W
600 lm, 3000 K
230 V
∅68 ∅200 ∅200 mm
EAN 4000870 701287
701.28



Xeta
incl. 1x22,5 W
780 lm, 3000 K
230 V
∅68 ∅300 ∅300 mm
EAN 4000870 701294
701.29



Chrome matt Metal/Glass
Cromo mate Metal/Cristal
Cromo opaco Metallo/Vetro




702.31 + 701.06



702.30 + 701.06



702.33 + 701.06

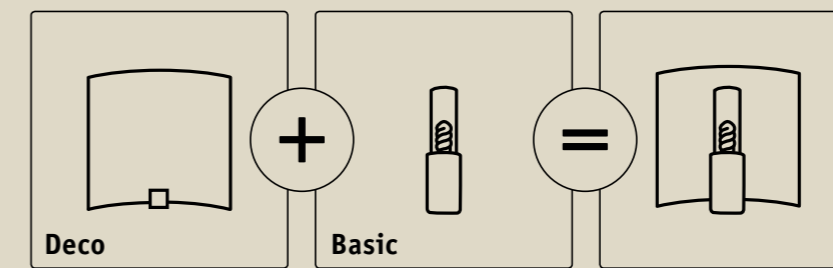


702.36 + 701.06

Combine your own personal lighting system

Combine usted mismo su sistema de luz personal

Scegliete voi stessi le combinazioni per il vostro sistema d'illuminazione personalizzato



DecoSystems wall lamps – combine your personal lamps for your living space for yourself

DecoSystems wall lamps offer a wide technical selection combined with designs to suit your personal tastes. In terms of wall lamps, 4 basic models are currently available, with switches, including IP protection as well as proximity or motion detectors.

Appliques DecoSystems – combine usted mismo las lámparas de su hogar aportando su toque personal

Los apliques DecoSystems le ofrecen una amplia gama técnica combinada con diferentes motivos para adaptarse perfectamente a sus preferencias personales. Puede seleccionar sus apliques de entre 4 modelos básicos, con interruptor, protección IP incluida, así como con sensores de proximidad y movimiento.

Applique DecoSystems – Scegliete da soli le combinazioni per le luci personalizzate negli spazi abitativi

Applique DecoSystems offrono una vasta gamma di combinazioni con decori a seconda dei vostri gusti personali. Per gli applique è possibile scegliere tra 4 modelli base con interruttore, protezione IP compresa, rilevatori di prossimità e sensori.



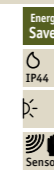
Basic Switch
 incl. 1x11 W, E27
 496 lm, 2700 K
 230 V
 ⌀190 ⇄45 ⇄80 mm
 EAN 4000870 701034
701.03
 ⚡ 894.11
 Chrome matt Plastic
 Cromo mate Plástico
 Cromo opaco Plastica



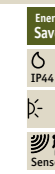
Basic IP44
 incl. 1x11 W, E27
 496 lm, 2700 K
 230 V
 ⌀190 ⇄55 ⇄85 mm
 EAN 4000870 701041
701.04
 ⚡ 894.11
 Chrome matt/Transparent Plastic/Glass
 Cromo mate/Trasparente Plástico/Cristal
 Cromo opaco/Trasparente Plastica/Vetro



Basic PIR
 incl. 1x11 W, E27
 496 lm, 2700 K
 230 V
 ⌀195 ⇄55 ⇄85 mm
 EAN 4000870 701065
701.06
 ⚡ 894.11
 Chrome matt/Transparent Plastic/Glass
 Cromo mate/Trasparente Plástico/Cristal
 Cromo opaco/Trasparente Plastica/Vetro



Basic IR-Sensor
 incl. 1x11 W, E27
 496 lm, 2700 K
 230 V
 ⌀210 ⇄55 ⇄85 mm
 EAN 4000870 701058
701.05
 ⚡ 894.11
 Chrome matt/Transparent Plastic/Glass
 Cromo mate/Trasparente Plástico/Cristal
 Cromo opaco/Trasparente Plastica/Vetro



Plain Areas
 max. 40 W
 ⌀295 ⇄280 ⇄105 mm
 EAN 4000870 702284
702.28

Chrome matt/Satin Metal/Glass
 Cromo mate/Satinada Metal/Cristal
 Cromo opaco/Satinato Metallo/Vetro



Cove Branches
 max. 40 W
 ⌀235 ⇄220 ⇄105 mm
 EAN 4000870 702291
702.29

Chrome matt Metal/Glass
 Cromo mate Metal/Cristal
 Cromo opaco Metallo/Vetro



Plain Fields
 max. 40 W
 ⌀235 ⇄220 ⇄105 mm
 EAN 4000870 702307
702.30

Chrome matt Metal/Glass
 Cromo mate Metal/Cristal
 Cromo opaco Metallo/Vetro



Disc Twine
 max. 40 W
 ⌀220 ⇄105 mm
 EAN 4000870 702345
702.34

Chrome matt/Satin Metal/Glass
 Cromo mate/Satinada Metal/Cristal
 Cromo opaco/Satinato Metallo/Vetro



Cove Twine
 max. 40 W
 ⌀295 ⇄280 ⇄105 mm
 EAN 4000870 702352
702.35

Chrome matt/Satin Metal/Glass
 Cromo mate/Satinada Metal/Cristal
 Cromo opaco/Satinato Metallo/Vetro



Cove Arbor
 max. 1x40 W
 ⌀235 ⇄220 ⇄105 mm
 EAN 4000870 702369
702.36

Chrome matt/Satin Metal/Glass
 Cromo mate/Satinada Metal/Cristal
 Cromo opaco/Satinato Metallo/Vetro



Cove Leaves
 max. 40 W
 ⌀295 ⇄280 ⇄105 mm
 EAN 4000870 702338
702.33

Chrome matt Metal/Glass
 Cromo mate Metal/Cristal
 Cromo opaco Metallo/Vetro



Cove Butterflies
 max. 40 W
 ⌀295 ⇄280 ⇄105 mm
 EAN 4000870 702321
702.32

Chrome matt Metal/Glass
 Cromo mate Metal/Cristal
 Cromo opaco Metallo/Vetro



Disc Butterflies
 max. 40 W
 ⌀280 ⇄105 mm
 EAN 4000870 702314
702.31

Chrome matt Metal/Glass
 Cromo mate Metal/Cristal
 Cromo opaco Metallo/Vetro



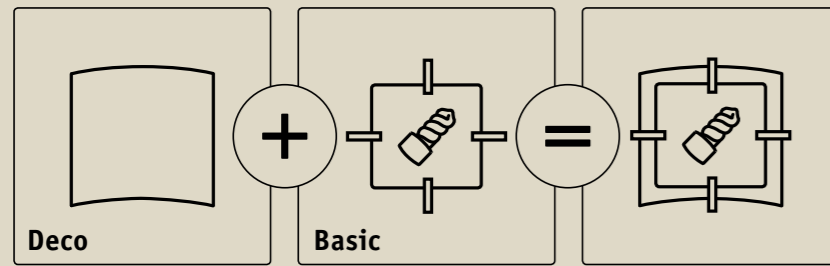
Cove Opak
 max. 1x40 W
 ⌀235 ⇄220 ⇄105 mm
 EAN 4000870 701102
701.10

Chrome matt/Opaque Metal/Glass
 Cromo mate/Opaco Metal/Cristal
 Cromo opaco/Opaco Metallo/Vetro

Combine your own personal lighting system

Combine usted mismo su sistema de luz personal

Scegliete voi stessi le combinazioni per il vostro sistema d'illuminazione personalizzato



DecoSystems ceiling and wall lamps – combine your personal lamps for your living space for yourself

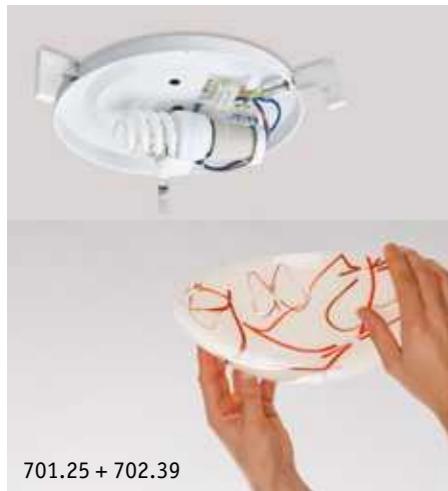
DecoSystems ceiling and wall lamps offer a wide technical selection combined with designs to suit your personal tastes. Ceiling lamps are offered in different illumination strengths from 15 or 22 W. A basic variant with invisible motion detectors beneath the decorative light ensures additional comfort and power saving.

Apliques y plafones DecoSystems – combine usted mismo las lámparas de su hogar aportando su toque personal


Los apliques y plafones DecoSystems le ofrecen una amplia gama técnica combinada con diferentes motivos para adaptarse perfectamente a sus preferencias personales. La gama disponible de plafones comprende diferentes intensidades lumínicas de 15 ó 22 W. Una variante básica con sensor de movimiento invisible bajo cristal decorado le permitirá ahorrar energía de forma más cómoda.

Applique e plafoniere DecoSystems – Scegliete da soli le combinazioni per le luci personalizzate negli spazi abitativi

Applique e plafoniere DecoSystems offrono una vasta gamma di combinazioni con decori a seconda dei vostri gusti personali. Le plafoniere sono disponibili con diverse intensità luminose, da 15 a 22 W. Una variante base con sensore invisibile situato sotto al vetro decorato offre ulteriore comfort e risparmio energetico.



701.25 + 702.39



1x Click!
100%

702.97 + 700.54



2x Click!
...Click!
40%

702.97 + 700.54



Basic Circle Relay 4,8/12W

incl. 1x12 W
1110 lm, 3000 K
230 V
∅52 ø310 mm
EAN 4000870 702970

702.97 new

∫ Brushed alu ∩ Metal
∫ Aluminio mateado ∩ Metal
∫ Alluminio spazzolato ∩ Metallo

LED



Basic Hochfrequenz-Sensor

incl. 1x15 W, E27
800 lm, 2700 K
230 V
∅50 ø310 mm
EAN 4000870 701256

701.25

∫ 892.39
∫ 882.15
∫ Brushed alu ∩ Metal
∫ Aluminio mateado ∩ Metal
∫ Alluminio spazzolato ∩ Metallo



Circle Basic

incl. 1x15 W, E27
800 lm, 2700 K
230 V
∅50 ø310 mm
EAN 4000870 700488

700.48

∫ 882.15
∫ 892.39
∫ Brushed alu ∩ Metal
∫ Aluminio mateado ∩ Metal
∫ Alluminio spazzolato ∩ Metallo




Circle Basic

incl. 1x22 W, 2GX13
1720 lm, 2700 K
230 V
∅50 ø310 mm
EAN 4000870 700372

700.37

∫ 884.48
∫ Brushed alu ∩ Metal
∫ Aluminio mateado ∩ Metal
∫ Alluminio spazzolato ∩ Metallo



Circle Opak

max. 1x40 W
∅85 ø295 mm
EAN 4000870 700549

700.54

∫ Opaque ∩ Glass
∫ Opaco ∩ Cristal
∫ Opaco ∩ Vetro



Circle Lines

max. 40 W
∅85 ø295 mm
EAN 4000870 700570

700.57

∩ Glass
∩ Cristal
∩ Vetro




Circle Ornaments

max. 40 W
∅85 ø295 mm
EAN 4000870 700563

700.56

∫ White/Satin ∩ Glass
∫ Blanco/Satinada ∩ Cristal
∫ Bianco/Satinato ∩ Vetro



Circle Alabaster

max. 40 W
∅85 ø295 mm
EAN 4000870 700556

700.55

∫ Alabaster ∩ Glass
∫ Alabastro ∩ Cristal
∫ Alabastro ∩ Vetro




Circle Twine

max. 40 W
∅85 ø295 mm
EAN 4000870 702413

702.41

∫ Chrome matt/Satin ∩ Glass
∫ Cromo mate/Satinada ∩ Cristal
∫ Cromo opaco/Satinato ∩ Vetro




Circle Branches

max. 40 W
∅85 ø295 mm
EAN 4000870 702376

702.37

∩ Glass
∩ Cristal
∩ Vetro



Circle Butterflies

max. 40 W
∅85 ø295 mm
EAN 4000870 702390

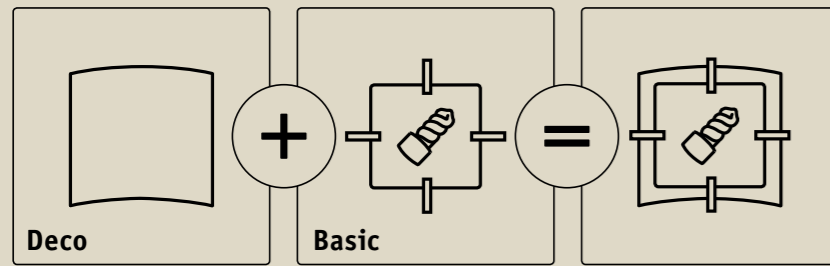
702.39

∩ Glass
∩ Cristal
∩ Vetro

Combine your own personal lighting system

Combine usted mismo su sistema de luz personal

Scegliete voi stessi le combinazioni per il vostro sistema d'illuminazione personalizzato



DecoSystems ceiling and wall lamps – combine your personal lamps for your living space for yourself

DecoSystems ceiling and wall lamps offer a wide technical selection combined with designs to suit your personal tastes. Ceiling lamps are offered in different illumination strengths from 15 or 22 W. A basic variant with invisible motion detectors beneath the decorative light ensures additional comfort and power saving.

Apliques y plafones DecoSystems – combine usted mismo las lámparas de su hogar aportando su toque personal

Los apliques y plafones DecoSystems le ofrecen una amplia gama técnica combinada con diferentes motivos para adaptarse perfectamente a sus preferencias personales. La gama disponible de plafones comprende diferentes intensidades lumínicas de 15 ó 22 W. Una variante básica con sensor de movimiento invisible bajo cristal decorado le permitirá ahorrar energía de forma más cómoda.

Applique e plafoniere DecoSystems – Scegliete da soli le combinazioni per le luci personalizzate negli spazi abitativi

Applique e plafoniere DecoSystems offrono una vasta gamma di combinazioni con decori a seconda dei vostri gusti personali. Le plafoniere sono disponibili con diverse intensità luminose, da 15 a 22 W. Una variante base con sensore invisibile situato sotto al vetro decorato offre ulteriore comfort e risparmio energetico.



701.26 + 702.40



702.98 + 700.50



702.98 + 700.50



Basic Square Relay 4,8/12W

incl. 1x12 W
1110 lm, 3000 K
230 V
⌀50 ⇄260 ⇄260 mm
EAN 4000870 702987
702.98 new



⌘ Brushed alu ⌘ Metal
⌘ Aluminio mateado ⌘ Metal
⌘ Alluminio spazzolato ⌘ Metallo



Basic Hochfrequenz-Sensor

incl. 1x15 W, E27
800 lm, 2700 K
230 V
⌀50 ⇄260 ⇄260 mm
EAN 4000870 701263
701.26

⌘ 892.39
⌘ 882.15
⌘ Brushed alu ⌘ Metal
⌘ Aluminio mateado ⌘ Metal
⌘ Alluminio spazzolato ⌘ Metallo



Square Basic

incl. 1x15 W, E27
800 lm, 2700 K
230 V
⌀50 ⇄260 ⇄260 mm
EAN 4000870 700495
700.49

⌘ 882.15
⌘ 892.39
⌘ Brushed alu ⌘ Metal
⌘ Aluminio mateado ⌘ Metal
⌘ Alluminio spazzolato ⌘ Metallo



Square Basic

incl. 1x22 W, 2GX13
1720 lm, 2700 K
230 V
⌀50 ⇄260 ⇄260 mm
EAN 4000870 700471
700.47

⌘ 884.48
⌘ Brushed alu ⌘ Metal
⌘ Aluminio mateado ⌘ Metal
⌘ Alluminio spazzolato ⌘ Metallo



702.38 + 700.46



Square Opak

max. 40 W
⌀58 ⇄320 ⇄320 mm
EAN 4000870 700501
700.50

⌘ Opaque ⌘ Glass
⌘ Opaco ⌘ Cristal
⌘ Opaco ⌘ Vetro



Square Stripes

max. 40 W
⌀58 ⇄320 ⇄320 mm
EAN 4000870 700518
700.51

⌘ Opaque/Satin ⌘ Glass
⌘ Opaco/Satinada ⌘ Cristal
⌘ Opaco/Satinato ⌘ Vetro



Square Alabaster

max. 40 W
⌀58 ⇄320 ⇄320 mm
EAN 4000870 700525
700.52

⌘ Alabaster ⌘ Glass
⌘ Alabastro ⌘ Cristal
⌘ Alabastro ⌘ Vetro



Square Flower

max. 40 W
⌀58 ⇄320 ⇄320 mm
EAN 4000870 700532
700.53

⌘ White/Satin ⌘ Glass
⌘ Blanco/Satinada ⌘ Cristal
⌘ Bianco/Satinato ⌘ Vetro



Square Twine

max. 1x40 W
⌀58 ⇄320 ⇄320 mm
EAN 4000870 702420
702.42

⌘ Chrome matt/Satin ⌘ Glass
⌘ Cromo mate/Satinada ⌘ Cristal
⌘ Cromo opaco/Satinato ⌘ Vetro



Square Branches

max. 1x40 W
⌀58 ⇄320 ⇄320 mm
EAN 4000870 702383
702.38

⌘ Glass
⌘ Cristal
⌘ Vetro



Square Butterflies

max. 1x40 W
⌀58 ⇄320 ⇄320 mm
EAN 4000870 702406
702.40

⌘ Glass
⌘ Cristal
⌘ Vetro



Louisa
 max. 1x60 W, E27
 230 V
 ⌀85 ⌀240 mm
 EAN 4000870 703670
703.67 new
 ⚡ 400.28 52 W
 892.39 15 W



Louisa
 max. 2x60 W, E27
 230 V
 ⌀85 ⌀280 mm
 EAN 4000870 703687
703.68 new
 ⚡ 400.28 52 W
 892.39 15 W



Louisa
 max. 3x60 W, E27
 230 V
 ⌀95 ⌀380 mm
 EAN 4000870 703694
703.69 new
 ⚡ 400.28 52 W
 892.39 15 W

White/Opaque Metal/Glass
 Blanco/Opaco Metal/Cristal
 Bianco/Opaco Metallo/Vetro



Louisa
 max. 1x60 W, E27
 230 V
 ⌀75 ⇄240 ⌀240 mm
 EAN 4000870 703700
703.70 new
 ⚡ 400.28 52 W
 892.39 15 W



Louisa
 max. 2x60 W, E27
 230 V
 ⌀75 ⇄280 ⌀280 mm
 EAN 4000870 703717
703.71 new
 ⚡ 400.28 52 W
 892.39 15 W



Louisa
 max. 3x60 W, E27
 230 V
 ⌀80 ⇄380 ⌀380 mm
 EAN 4000870 703724
703.72 new
 ⚡ 400.28 52 W
 892.39 15 W

White/Opaque Metal/Glass
 Blanco/Opaco Metal/Cristal
 Bianco/Opaco Metallo/Vetro



Cecilia
 max. 1x60 W, E27
 230 V
 ⌀85 ⌀240 mm
 EAN 4000870 703793
703.79 new
 ⚡ 400.28 52 W
 892.39 15 W



Cecilia
 max. 2x60 W, E27
 230 V
 ⌀85 ⌀280 mm
 EAN 4000870 703809
703.80 new
 ⚡ 400.28 52 W
 892.39 15 W



Cecilia
 max. 3x60 W, E27
 230 V
 ⌀95 ⌀380 mm
 EAN 4000870 703816
703.81 new
 ⚡ 400.28 52 W
 892.39 15 W



White/Wipid Metal/Glass
 Blanco/Frotado Metal/Cristal
 Bianco/Rigato Metallo/Vetro



Cecilia
 max. 1x60 W, E27
 230 V
 ⌀75 ⇄240 ⌀240 mm
 EAN 4000870 703823
703.82 new
 ⚡ 400.28 52 W
 892.39 15 W



Cecilia
 max. 2x60 W, E27
 230 V
 ⌀75 ⇄280 ⌀280 mm
 EAN 4000870 703830
703.83 new
 ⚡ 400.28 52 W
 892.39 15 W



Cecilia
 max. 3x60 W, E27
 230 V
 ⌀80 ⇄380 ⌀380 mm
 EAN 4000870 703847
703.84 new
 ⚡ 400.28 52 W
 892.39 15 W



White/Wipid Metal/Glass
 Blanco/Frotado Metal/Cristal
 Bianco/Rigato Metallo/Vetro



Amelie
 max. 1×60 W, E27
 230 V
 ⚡85 ø240 mm
 EAN 4000870 703731
703.73 new
 ⚡ 400.28 52 W
 892.39 15 W



Amelie
 max. 2×60 W, E27
 230 V
 ⚡85 ø280 mm
 EAN 4000870 703748
703.74 new
 ⚡ 400.28 52 W
 892.39 15 W



Amelie
 max. 3×60 W, E27
 230 V
 ⚡95 ø380 mm
 EAN 4000870 703755
703.75 new
 ⚡ 400.28 52 W
 892.39 15 W

⚡ White ☒ Metal/Glass
 ⚡ Blanco ☒ Metal/Cristal
 ⚡ Bianco ☒ Metallo/Vetro



Jenny
 max. 1×60 W, E27
 230 V
 ⚡75 ⇄240 ↗240 mm
 EAN 4000870 703762
703.76 new
 ⚡ 400.28 52 W
 892.39 15 W



Jenny
 max. 2×60 W, E27
 230 V
 ⚡75 ⇄280 ↗280 mm
 EAN 4000870 703779
703.77 new
 ⚡ 400.28 52 W
 892.39 15 W



Jenny
 max. 3×60 W, E27
 230 V
 ⚡80 ⇄380 ↗380 mm
 EAN 4000870 703786
703.78 new
 ⚡ 400.28 52 W
 892.39 15 W

⚡ White ☒ Metal/Glass
 ⚡ Blanco ☒ Metal/Cristal
 ⚡ Bianco ☒ Metallo/Vetro



Vallabon
 incl. 2×11 W, E27
 2×540 lm, 2700 K
 230 V
 ⚡112 ø320 mm
 EAN 4000870 700334
700.33
 ⚡ 880.15

⚡ Opal ☒ Metal/Glass
 ⚡ Opal ☒ Metal/Cristal
 ⚡ Opale ☒ Metallo/Vetro



Aureola
 incl. 2×11 W, E27
 2×540 lm, 2700 K
 230 V
 ⚡112 ø320 mm
 EAN 4000870 700365
700.36
 ⚡ 880.15



⚡ Opal ☒ Metal/Glass
 ⚡ Opal ☒ Metal/Cristal
 ⚡ Opale ☒ Metallo/Vetro



Mandorla
 incl. 2×11 W, E27
 2×540 lm, 2700 K
 230 V
 ⚡105 ø330 mm
 EAN 4000870 700389
700.38
 ⚡ 880.15



⚡ Opal ☒ Metal/Glass
 ⚡ Opal ☒ Metal/Cristal
 ⚡ Opale ☒ Metallo/Vetro

Mandorla
 incl. 3×11 W, E27
 3×540 lm, 2700 K
 230 V
 ⚡105 ø410 mm
 EAN 4000870 700396
700.39
 ⚡ 880.15





Gradinata
 incl. 3x11 W, E27
 3x540 lm, 2700 K
 230 V
 ⌀103 ⌀320 mm
 EAN 4000870 700464
700.46
 ⚡ 880.15



Opal Metal/Glass
 Opal Metal/Cristal
 Opale Metallo/Vetro



Buttino
 incl. 1x20 W, E27
 1160 lm, 2700 K
 230 V
 ⌀85 ⌀300 ⌀300 mm
 EAN 4000870 700174
700.17
 ⚡ 892.40



Brushed iron/White Metal/Glass
 Acero Mate/Blanco Metal/Cristal
 Ferro spazzolato/Bianco Metallo/Vetro



Dolcetto
 incl. 1x11 W, E27
 496 lm, 2700 K
 230 V
 ⌀255 ⌀215 ⌀100 mm
 EAN 4000870 791936
791.93
 ⚡ 890.11



Opal Glass
 Opal Cristal
 Opale Vetro



Faccetto
 incl. 2x9 W, E27
 2x405 lm, 2700 K
 230 V
 ⌀110 ⌀300 ⌀300 mm
 EAN 4000870 700181
700.18
 ⚡ 880.14



Clear/White Metal/Glass
 Claro/Blanco Metal/Cristal
 Chiaro/Bianco Metallo/Vetro



Faccetto
 incl. 2x20 W, E27
 2x1160 lm, 2700 K
 230 V
 ⌀120 ⌀400 ⌀400 mm
 EAN 4000870 700198
700.19
 ⚡ 892.40



Spano
 incl. 1x9 W, E14
 405 lm, 2700 K
 230 V
 ⌀282 ⌀108 ⌀83 mm
 EAN 4000870 791899
791.89
 ⚡ 894.39

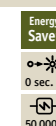


Opal Glass
 Opal Cristal
 Opale Vetro

Spano
 incl. 2x9 W, E14
 2x405 lm, 2700 K
 230 V
 ⌀383 ⌀108 ⌀91 mm
 EAN 4000870 791905
791.90
 ⚡ 894.39



Ciloma
 incl. 1x22 W, 2GX13
 1720 lm, 2700 K
 230 V
 ⌀75 ⌀300 ⌀300 mm
 EAN 4000870 700228
700.22
 ⚡ 884.48



Wenge/White Plastic/Acryl
 Wengé/Blanco Plástico/Acrílico
 Wenge/Bianco Plastica/Acrílico



Two-Step
incl. 1x22 W, 2GX13
1720 lm, 2700 K
230 V
⌀100 ⇄300 ↗300 mm
EAN 4000870 700204
700.20



☎ 884.48

Two-Step
incl. 1x40 W, 2GX13
3550 lm, 2700 K
230 V
⌀90 ⇄430 ↗430 mm
EAN 4000870 700211
700.21




☎ 884.47

- ☞ Silver/White ☒ Metal/Acryl
- ☞ Plateada/Blanco ☒ Metal/Acrilico
- ☞ Argentato/Bianco ☒ Metallo/Acrilico



Stepino
incl. 1x22 W, 2GX13
1720 lm, 2700 K
230 V
⌀90 ⌀325 mm
EAN 4000870 700303
700.30



☎ 884.48

Stepino
incl. 1x40 W, 2GX13
3550 lm, 2700 K
230 V
⌀90 ⌀446 mm
EAN 4000870 700327
700.32



☎ 884.47

- ☞ Silver/White ☒ Metal/Acryl
- ☞ Plateada/Blanco ☒ Metal/Acrilico
- ☞ Argentato/Bianco ☒ Metallo/Acrilico



Bound
incl. 1x22 W, 2GX13
1720 lm, 2700 K
230 V
⌀88 mm ⇄280 mm ↗280 mm
EAN 4000870 700235
700.23



☎ 884.48

Bound
incl. 1x40 W, 2GX13
3550 lm, 2700 K
230 V
⌀98 ⇄420 ↗420 mm
EAN 4000870 700242
700.24




☎ 884.47

- ☞ Brushed alu/White ☒ Alu/Acryl
- ☞ Aluminio mateado/Blanco
- ☒ Aluminio/Acrilico
- ☞ Alluminio spazzolato/Bianco
- ☒ Alluminio/Acrilico



Ducina
incl. 1x22 W, 2GX13
1720 lm, 2700 K
230 V
⌀60 ⌀295 mm
EAN 4000870 700594
700.59



☎ 884.48

- ☞ Nickel Soft/Satin ☒ Metal/Glass
- ☞ Níquel mate/Satinada ☒ Metal/Cristal
- ☞ Nichel opaco/Satinato ☒ Metallo/Vetro



Dopp
incl. 1x9 W, E27
405 lm, 2700 K
230 V
⌀105 ⌀230 mm
EAN 4000870 700259
700.25



☎ 880.14

Dopp
incl. 2x15 W, E27
2x800 lm, 2700 K
230 V
⌀110 ⌀320 mm
EAN 4000870 700266
700.26



☎ 892.39

- ☞ Brushed iron/Opal ☒ Metal/Glass
- ☞ Acero Mate/Opal ☒ Metal/Cristal
- ☞ Ferro spazzolato/Opale ☒ Metallo/Vetro



Yamato
incl. 1x15 W, E14
799 lm, 2700 K
230 V
⌀215 ⇄150 ↗80 mm
EAN 4000870 700983
700.98



☎ 892.42

Yamato
incl. 1x15 W, E27
800 lm, 2700 K
230 V
⌀285 ⇄150 ↗112 mm
EAN 4000870 700990
700.99



☎ 892.39

- ☞ Chrome/White ☒ Metal/Glass
- ☞ Cromo/Blanco ☒ Metal/Cristal
- ☞ Cromo/Bianco ☒ Metallo/Vetro



Fluxor
incl. 1x9W, E14
405 lm, 2700 K
230 V
⌀225 mm ⇄170 mm ↗92 mm
EAN 4000870 701003
701.00



Fluxor
incl. 1x9W, E14
405 lm, 2700 K
230 V
⌀215 ⇄170 ↗90 mm
EAN 4000870 701010
701.01



- 🔗 Nickel Soft/White 📦 Metal/Glass
- 🔗 Níquel mate/Blanco 📦 Metal/Cristal
- 🔗 Nichel opaco/Bianco 📦 Metallo/Vetro

💡 894.39

💡 894.39



Flexor
incl. 1x9W, E14
405 lm, 2700 K
230 V
⌀120 ⇄235 ↗100 mm
EAN 4000870 701027
701.02



- 🔗 Nickel Soft/White 📦 Metal/Glass
- 🔗 Níquel mate/Blanco 📦 Metal/Cristal
- 🔗 Nichel opaco/Bianco 📦 Metallo/Vetro

💡 894.39



Falesco
incl. 2x33W, G9
2x460 lm, 2750 K
230 V
⌀140 ⇄250 ↗70 mm
EAN 4000870 792124
792.12



- 🔗 Chrome/Clear 📦 Metal/Glass
- 🔗 Cromo/Claro 📦 Metal/Cristal
- 🔗 Cromo/Chiaro 📦 Metallo/Vetro

💡 800.31





Arctus
 max. 60W, E27
 230 V
 ⚡80 ø275 mm
 EAN 4000870 703441
703.44
 ⚡ 400.28 52 W
 892.39 15 W



- 🔧 Brushed iron/Opaque 🏠 Metal/Glass
- 🔧 Acero Mate/Opaco 🏠 Metal/Cristal
- 🔧 Ferro spazzolato/Opaco 🏠 Metallo/Vetro



Vega
 max. 60W, E27
 230 V
 ⚡110 ø320 mm
 EAN 4000870 703465
703.46
 ⚡ 400.28 52 W
 892.39 15 W
 880.15 11 W



- 🔧 Brushed iron/Opal 🏠 Metal/Glass
- 🔧 Acero Mate/Opal 🏠 Metal/Cristal
- 🔧 Ferro spazzolato/Opale 🏠 Metallo/Vetro



Arctus
 max. 60W, E27
 230 V
 ⚡80 ø275 mm
 EAN 4000870 703458
703.45
 ⚡ 400.28 52 W
 892.39 15 W



- 🔧 Chrome/Opaque 🏠 Metal/Glass
- 🔧 Cromo/Opaco 🏠 Metal/Cristal
- 🔧 Cromo/Opaco 🏠 Metallo/Vetro



Vega
 max. 60W, E27
 230 V
 ⚡110 ø320 mm
 EAN 4000870 703472
703.47
 ⚡ 400.28 52 W
 892.39 15 W
 880.15 11 W



- 🔧 White/Opal 🏠 Metal/Glass
- 🔧 Blanco/Opal 🏠 Metal/Cristal
- 🔧 Bianco/Opale 🏠 Metallo/Vetro



Arctus
 max. 60W, E27
 230 V
 ⚡80 ø275 mm
 EAN 4000870 703434
703.43
 ⚡ 400.28 52 W
 892.39 15 W



- 🔧 White/Opaque 🏠 Metal/Glass
- 🔧 Blanco/Opaco 🏠 Metal/Cristal
- 🔧 Bianco/Opaco 🏠 Metallo/Vetro

**Biabo**

max. 60W, E27
230 V
∅105 ∅250 mm
EAN 4000870 702994
702.99

⦿ 400.28 52 W
⦿ 892.39 15 W
⦿ 880.15 11 W



☞ Chrome/Opal ☒ Metal/Glass
☞ Cromo/Opal ☒ Metal/Cristal
☞ Cromo/Opale ☒ Metallo/Vetro

**Falima**

max. 60W, E27
230 V
∅105 ∅260 mm
EAN 4000870 703014
703.01

⦿ 400.28 52 W
⦿ 892.39 15 W



☞ Chrome/Opal ☒ Metal/Glass
☞ Cromo/Opal ☒ Metal/Cristal
☞ Cromo/Opale ☒ Metallo/Vetro

**Mirfak**

max. 60W, E27
230 V
∅110 ∅320 mm
EAN 4000870 703489
703.48

⦿ 400.28 52 W
⦿ 892.39 15 W
⦿ 880.15 11 W



☞ White/Mirror/Opal ☒ Metal/Glass
☞ Blanco/Espero/Opal ☒ Metal/Cristal
☞ Bianco/Miroir/Opale ☒ Metallo/Vetro

**Deneb**

max. 2×40W, E14
230 V
∅115 ∅250 mm
EAN 4000870 703427
703.42

⦿ 510.44 42 W
⦿ 894.39 9 W



☞ White/Opal ☒ Metal/Glass
☞ Blanco/Opal ☒ Metal/Cristal
☞ Bianco/Opale ☒ Metallo/Vetro

**Ixa**

max. 60W, E27
230 V
∅110 ∅310 mm
EAN 4000870 703007
703.00

⦿ 400.28 52 W
⦿ 892.39 15 W
⦿ 880.15 11 W



☞ Brushed iron/Opal ☒ Metal/Glass
☞ Acero Mate/Opal ☒ Metal/Cristal
☞ Ferro spazzolato/Opale ☒ Metallo/Vetro

**Berengo**

max. 60W, E27
230 V
∅95 ∅250 mm
EAN 4000870 703403
703.40

⦿ 400.28 52 W
⦿ 892.39 15 W



☞ White/Alabaster ☒ Metal/Glass
☞ Blanco/Alabastro ☒ Metal/Cristal
☞ Bianco/Alabastro ☒ Metallo/Vetro

Berengo

max. 2×60W, E27
230 V
∅105 ∅300 mm
EAN 4000870 703410
703.41

⦿ 400.28 52 W
⦿ 892.39 15 W





Carina
incl. 1x28 W, G9
370 lm, 2700 K
230 V
⌀150 ⇄100 ↗115 mm
EAN 4000870 703526
703.52
⊕ 800.62



⌘ Brushed iron/Satin ☒ Metal/Glass
⌘ Acero Mate/Satinada ☒ Metal/Cristal
⌘ Ferro spazzolato/Satinato ☒ Metallo/Vetro



Gemini Set
max. 1x40 W, E14
230 V
⌀195 ⇄85 ↗105 mm
EAN 4000870 703540
703.54
⊕ 510.43 28W
894.39 9W



⌘ Chrome/Satin ☒ Metal/Glass
⌘ Cromo/Satinada ☒ Metal/Cristal
⌘ Cromo/Satinato ☒ Metallo/Vetro



Eleon
incl. 1x33 W, G9
460 lm, 2750 K
230 V
⌀200 ⇄100 ↗135 mm
EAN 4000870 703533
703.53
⊕ 800.31



⌘ Brushed iron/Satin ☒ Metal/Glass
⌘ Acero Mate/Satinada ☒ Metal/Cristal
⌘ Ferro spazzolato/Satinato ☒ Metallo/Vetro



Gemini
max. 2x40 W, E14
230 V
⌀85 ⇄310 ↗105 mm
EAN 4000870 703519
703.51
⊕ 510.43 28W
894.39 9W



⌘ Chrome/Satin ☒ Metal/Glass
⌘ Cromo/Satinada ☒ Metal/Cristal
⌘ Cromo/Satinato ☒ Metallo/Vetro



Antares
incl. 1x33 W, G9
460 lm, 2750 K
230 V
⌀165 ⇄90 ↗110 mm
EAN 4000870 703595
703.59
⊕ 800.31



⌘ Chrome/Opal ☒ Metal/Glass
⌘ Cromo/Opal ☒ Metal/Cristal
⌘ Cromo/Opale ☒ Metallo/Vetro



Lenia
max. 2x40 W, E14
230 V
⌀80 ⇄330 ↗105 mm
EAN 4000870 703502
703.50
⊕ 510.43 28W
894.39 9W



⌘ Chrome/Opaque ☒ Metal/Glass
⌘ Cromo/Opaco ☒ Metal/Cristal
⌘ Cromo/Opaco ☒ Metallo/Vetro



Saphir

max. 2x40 W, E14
230 V
⌀80 ⇄445 ⤴120 mm
EAN 4000870 703588
703.58

💡 510.43 28 W
860.07 9 W



- 🔗 Chrome/Opal 📦 Metal/Glass
- 🔗 Cromo/Opal 📦 Metal/Cristal
- 🔗 Cromo/Opale 📦 Metallo/Vetro



Quasar

incl. 1x8 W, G5 / T5
480 lm, 3000 K
230 V
⌀45 ⇄440 ⤴60 mm
EAN 4000870 703649
703.64

💡 885.08



- 🔗 Chrome/White 📦 Metal/Acryl
- 🔗 Cromo/Blanco 📦 Metal/Acricilo
- 🔗 Cromo/Bianco 📦 Metallo/Acricilo

Quasar

incl. 1x14 W, G5 / T5
1204 lm, 3000 K
230 V
⌀45 ⇄700 ⤴60 mm
EAN 4000870 703656
703.65

💡 884.49



Mizar

incl. 1x8 W, G5 / T5
480 lm, 3000 K
230 V
⌀45 ⇄370 ⤴80 mm
EAN 4000870 703601
703.60

💡 885.08



- 🔗 Chrome/White 📦 Metal/Acryl
- 🔗 Cromo/Blanco 📦 Metal/Acricilo
- 🔗 Cromo/Bianco 📦 Metallo/Acricilo



Mizar

incl. 1x14 W, G5 / T5
1204 lm, 3000 K
230 V
⌀45 ⇄630 ⤴80 mm
EAN 4000870 703618
703.61

💡 884.49



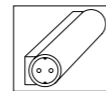
Taru

incl. 1x14 W, G5 / T5
1204 lm, 3000 K
230 V
⌀65 ⇄575 ⤴100 mm
EAN 4000870 703663
703.66

💡 884.49



- 🔗 Chrome/White 📦 Metal/Acryl
- 🔗 Cromo/Blanco 📦 Metal/Acricilo
- 🔗 Cromo/Bianco 📦 Metallo/Acricilo



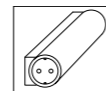
Orgon

incl. 1x8 W, G5 / T5
480 lm, 3000 K
230 V
⌀60 ⇄440 ⤴80 mm
EAN 4000870 703625
703.62

💡 885.08



- 🔗 Chrome/White 📦 Metal/Acryl
- 🔗 Cromo/Blanco 📦 Metal/Acricilo
- 🔗 Cromo/Bianco 📦 Metallo/Acricilo



Orgon

incl. 1x14 W, G5 / T5
1204 lm, 3000 K
230 V
⌀60 ⇄700 ⤴80 mm
EAN 4000870 703632
703.63

💡 884.49





Chrome/Transparent Metal/Glass
 Cromo/Trasparente Metal/Cristal
 Cromo/Trasparente Metallo/Vetro

Trabani
 incl. 1x20W, G9
 240 lm, 2700 K
 230 V
 ⌀120 ⇄100 ⌀125 mm
 EAN 4000870 703557
703.55



800.30

Trabani
 incl. 2x20W, G9
 2x240 lm, 2700 K
 230 V
 ⌀80 ⇄280 ⌀125 mm
 EAN 4000870 703564
703.56



800.30

Trabani
 incl. 3x20W, G9
 3x240 lm, 2700 K
 230 V
 ⌀125 ⌀240 mm
 EAN 4000870 703571
703.57



800.30



Bela
 max. 1x40W, E14
 230 V
 ⌀235 ⇄470 ⌀350 mm
 EAN 4000870 703496
703.49



510.43 28W
 860.07 9W


Chrome/Mirror Metal/Glass
 Cromo/Espero Metal/Cristal
 Cromo/Miroir Metallo/Vetro

Table & Desk

58 Table
 61 Desk



62 Slice LED



64 Hood



62 Bay LED



**Vilma**

max. 1×40 W, E14
230 V
∅200 ∅100 ∅100 mm
EAN 4000870 770313
770.31

∅ 314.66 28W
894.35 7W

∅ Opal ∅ Glass
∅ Opal ∅ Cristal
∅ Opale ∅ Vetro

**Jenni**

max. 1×40 W, E14
230 V
∅220 ∅100 ∅100 mm
EAN 4000870 770375
770.37

∅ 314.66

∅ Nickel satinised/Opal
∅ Metal/Glass
∅ Níquel satinado/Opal
∅ Metal/Cristal
∅ Nichel satinatoq/Opale
∅ Metallo/Vetro

**Pinja**

max. 1×40 W, E14
230 V
∅240 ∅110 mm
EAN 4000870 770290
770.29

∅ 314.66

∅ Chrome/Opal ∅ Metal/Glass
∅ Cromo/Opal ∅ Metal/Cristal
∅ Cromo/Opale ∅ Metallo/Vetro

**Noora**

max. 1×42 W, E14
230 V
∅210 ∅80 mm
EAN 4000870 770108
770.10

∅ 894.39

∅ Opal ∅ Glass
∅ Opal ∅ Cristal
∅ Opale ∅ Vetro

**Kiia**

max. 1×40 W, E14
230 V
∅195 ∅200 mm
EAN 4000870 770320
770.32

∅ 314.66 28W
894.35 7W

∅ Opal ∅ Glass
∅ Opal ∅ Cristal
∅ Opale ∅ Vetro

**Milla**

max. 1×60 W, E14
230 V
∅400 ∅130 mm
EAN 4000870 770153
770.15

∅ 314.67

∅ Brushed nickel/Satin
∅ Metal/Glass
∅ Níquel satinado/Satinada
∅ Metal/Cristal
∅ Color nichel spazzolato/Satinato
∅ Metallo/Vetro

**Ella**

max. 1×40 W, E14
230 V
∅360 ∅200 mm
EAN 4000870 770184
770.18

∅ 314.66 28W
894.35 7W

∅ Brushed nickel/Opal
∅ Metal/Glass
∅ Níquel satinado/Opal
∅ Metal/Cristal
∅ Color nichel spazzolato/Opale
∅ Metallo/Vetro

**Ella**

max. 1×40 W, E14
230 V
∅360 ∅200 mm
EAN 4000870 770191
770.19

∅ 314.66 28W
894.35 7W

∅ Matt brass/Alabaster
∅ Metal/Glass
∅ Latón mate/Alabastro
∅ Metal/Cristal
∅ Ottone opaco/Alabastro
∅ Metallo/Vetro





Elli
 max. 1×60 W, E14
 230 V
 ⤴410 ⤵250 mm
 EAN 4000870 770160
770.16
 ⚡ 314.67
 ⚡ Brushed nickel/Alabaster
 ⚡ Metal/Glass
 ⚡ Niquel satinado/Alabastro
 ⚡ Metal/Cristal
 ⚡ Color nichel spazzolato/Alabastro
 ⚡ Metallo/Vetro



Laila
 max. 1×40 W, E14
 230 V
 ⤴255 ⤵285 ⤴95 mm
 EAN 4000870 793855
793.85
 ⚡ 314.66
 ⚡ Chrome/White ⚡ Metal/Cloth
 ⚡ Cromo/Blanco ⚡ Metal/Pañó
 ⚡ Cromo/Bianco
 ⚡ Metallo/Panno



Saro
 max. 1×40 W, E14
 230 V
 ⤴375 ⤵200 mm
 EAN 4000870 701799
701.79
 ⚡ 314.66
 ⚡ Brushed iron/White
 ⚡ Metal/Cloth
 ⚡ Acero Mate/Blanco
 ⚡ Metal/Pañó
 ⚡ Ferro spazzolato/Bianco
 ⚡ Metallo/Panno



Smoked Mirror&String
 max. 40 W, E14
 230 V
 ⤴400 ⤵280 ⤴150 mm
 EAN 4000870 794821
794.82
 ⚡ 894.36
 ⚡ Black ⚡ Metal
 ⚡ Negro ⚡ Metal
 ⚡ Nero ⚡ Metallo



Asta
 max. 1×40 W, E14
 230 V
 ⤴270 ⤵152 ⤴152 mm
 EAN 4000870 793909
793.90
 ⚡ 314.66 28 W
 894.35 7 W
 ⚡ Wood/White ⚡ Wood/Cloth
 ⚡ Madera/Blanco
 ⚡ Madera/Pañó
 ⚡ Legno/Bianco
 ⚡ Legno/Panno



Plaza
 incl. 1×3 W
 274 lm, 6000-7000 K
 ∠ 120°
 230 V
 ⤴750 ⤵250 mm
 EAN 4000870 749944
749.94
 ⚡ Chrome ⚡ Metal
 ⚡ Cromo ⚡ Metal
 ⚡ Cromo ⚡ Metallo



Asta
 max. 1×40 W, E14
 230 V
 ⤴270 ⤵152 ⤴152 mm
 EAN 4000870 793893
793.89
 ⚡ 314.66 28 W
 894.35 7 W
 ⚡ Brown/White ⚡ Wood/Cloth
 ⚡ Marrón/Blanco
 ⚡ Madera/Pañó
 ⚡ Marrone/Bianco
 ⚡ Legno/Panno



Plaza
 incl. 1×3 W
 274 lm, 6000-7000 K
 ∠ 120°
 230 V
 ⤴750 ⤵250 mm
 EAN 4000870 749951
749.95
 ⚡ Brushed iron ⚡ Metal
 ⚡ Acero Mate ⚡ Metal
 ⚡ Ferro spazzolato ⚡ Metallo




Move LED
 incl. 1x5 W
 188 lm, 2900 K
 230 V
 ⚡565 ↔535 ↗200 mm
 EAN 4000870 702482
702.48

⚡ Black/Chrome matt
 📦 Soft varnish/Plastic/Metal
 ⚡ Negro/Cromo mate
 📦 Pintura soft touch/Plástico/Metal
 ⚡ Nero/Cromo opaco
 📦 Vernice soft touch/Plastica/Metallo




Tower LED
 incl. 1x6 W
 6500-7000 K
 230/12 V
 ⚡400 ø100 mm
 EAN 4000870 770542
770.54

⚡ Chrome 📦 Metal
 ⚡ Cromo 📦 Metal
 ⚡ Cromo 📦 Metallo



Slice LED
 incl. 1x4,3 W
 179 lm, 3000 K
 230 V
 ⚡480 ↔180 ↗120 mm
 EAN 4000870 702444
702.44

⚡ Satin/Brushed alu
 📦 Acryl/Metal
 ⚡ Satinada/Aluminio mateado
 📦 Acrilico/Metal
 ⚡ Satinato/Alluminio spazzolato
 📦 Acrilico/Metallo




Walk LED
 incl. 1x4 W
 5500 K
 230/12 V
 ⚡450 ø150 mm
 EAN 4000870 795309
795.30

⚡ Alu/Chrome 📦 Metal/Plastic
 ⚡ Aluminio/Cromo
 📦 Metal/Plástico
 ⚡ Alluminio/Cromo
 📦 Metallo/Plastica




Zed LED
 incl. 1x6,7 W
 359 lm, 3000 K
 230 V
 ⚡475 ø160 mm
 EAN 4000870 702451
702.45

⚡ Brushed iron 📦 Metal
 ⚡ Acero Mate 📦 Metal
 ⚡ Ferro spazzolato 📦 Metallo




Enjoy LED
 incl. 1x3,3 W
 6500-7000 K
 230/12 V
 ⚡365 ↔350 ↗45 mm
 EAN 4000870 793923
793.92

⚡ Alu/Transparent
 📦 Metal/Plastic
 ⚡ Aluminio/Trasparente
 📦 Metal/Plástico
 ⚡ Alluminio/Trasparente
 📦 Metallo/Plastica




Bay LED
 incl. 1x5,5 W
 227 lm, 3000 K
 230 V
 ⚡405 ↔230 ↗95 mm
 EAN 4000870 702437
702.43

⚡ Brushed iron 📦 Metal
 ⚡ Acero Mate 📦 Metal
 ⚡ Ferro spazzolato 📦 Metallo



Work LED
 incl. 1x2,4 W
 6500-7000 K
 230/12 V
 ⚡585 ↔110 ↗65 mm
 EAN 4000870 793916
793.91

⚡ Chrome 📦 Metal
 ⚡ Cromo 📦 Metal
 ⚡ Cromo 📦 Metallo



**Hood**


incl. 1×20W, E27
1160 lm, 2700 K
230 V
↕560 ↔260 ↗200 mm
EAN 4000870 702468
702.46



💡 892.40
 🌀 Lilac/Chrome matt
 📦 Soft varnish/Plastic/Metal
 🌀 Lila/Cromo mate
 📦 Pintura soft touch/Plástico/Metal
 🌀 Lilla/Cromo opaco
 📦 Vernice soft touch/Plastica/Metallo

**Vivi**

incl. 1×33 W, G9
460 lm, 2750 K
230 V
↕450 ø120 mm
EAN 4000870 770306
770.30



💡 800.31
 🌀 Brushed nickel/Opal
 📦 Metal/Glass
 🌀 Niquel satinado/Opal
 📦 Metal/Cristal
 🌀 Color nichel spazzolato/Opale
 📦 Metallo/Vetro

**Ida**

incl. 1×20W, G4
254 lm, 2900 K
230/12 V
↕420 ↔100 ↗100 mm
EAN 4000870 770207
770.20



💡 831.17
 🌀 Silver 📦 Metal/Plastic
 🌀 Plateada 📦 Metal/Plástico
 🌀 Argentato 📦 Metallo/Plastica

**Sara**

max. 1×60 W, E14
230 V
↕980 ø180 mm
EAN 4000870 770252
770.25



💡 200.11
 🌀 Silver 📦 Metal
 🌀 Plateada 📦 Metal
 🌀 Argentato 📦 Metallo

**Ida**

incl. 1×20W, G4
254 lm, 2900 K
230/12 V
↕420 ↔100 ↗100 mm
EAN 4000870 770214
770.21



💡 831.17
 🌀 Carbon 📦 Metal/Plastic
 🌀 Carbón 📦 Metal/Plástico
 🌀 Carbon 📦 Metallo/Plastica

Galeria

- 67 Uline
- 71 Mirror
- 74 Galeria
- 79 Assistant



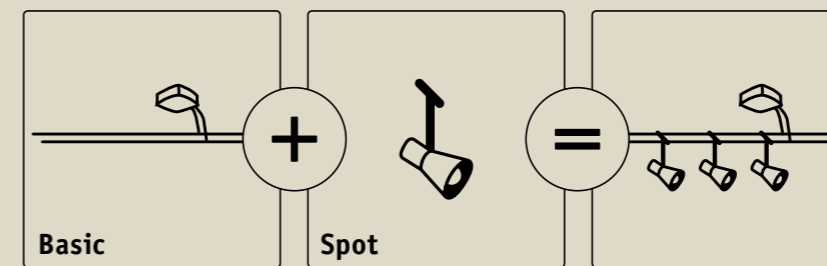
74 Wolbas



67 Uline



*Combine your own personal lighting system
 Combine usted mismo su sistema de luz personal
 Scegliete voi stessi le combinazioni per il vostro sistema d'illuminazione personalizzato*



Hang up and illuminate pictures with ULine Galeria

Uline Galeria proudly provides a worthy setting for the home art collection. This new flexible and creative rail system in efficient 12 V low-voltage technology – for warm-white LED or brilliant halogen light – simultaneously provides the fitting subtle hanging system for framed pictures. Thus anyone can adeptly assemble their own individual gallery system.

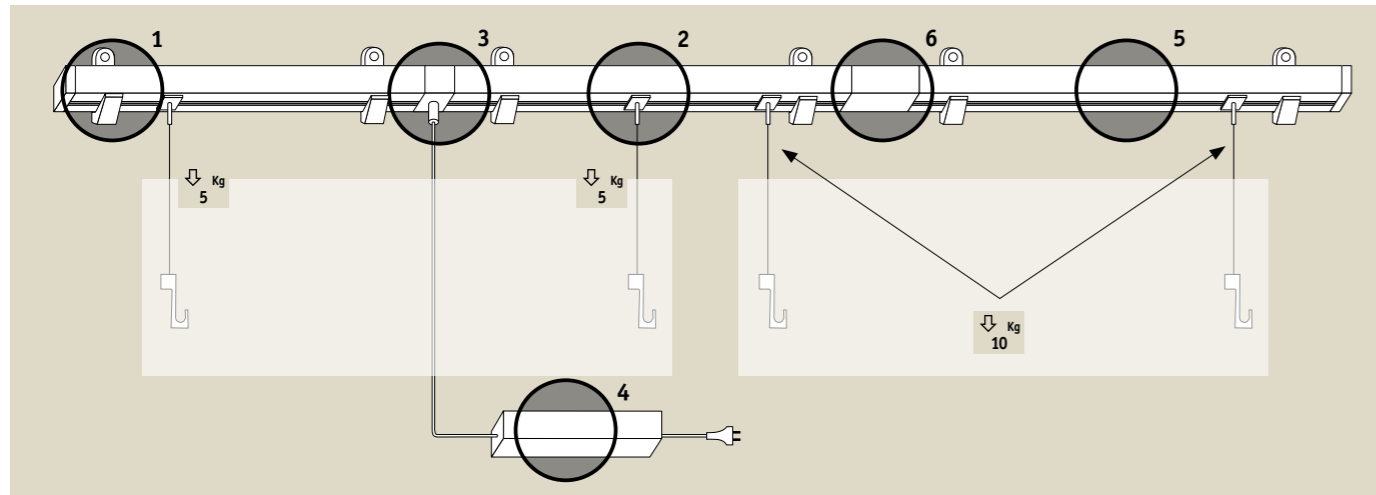
Colgar cuadros e iluminarlos con ULine Galeria

Uline Galeria pone aún más de relieve las obras de arte hogareñas. Pues este nuevo sistema flexible y creativo de raíles, con eficiente tecnología de baja tensión a 12 V para luz de LED blanca cálida o halógena brillante, ofrece a la vez una suspensión adecuada y discreta para sus obras enmarcadas. Esto le permite a cualquiera componer de forma sencilla su galería particular.

Uline Galeria: sistema di fissaggio e illuminazione per quadri

Uline Galeria mette al centro della scena le opere d'arte che impreziosiscono la vostra casa. Questo nuovo sistema a binario dalla tecnologia a basso voltaggio da 12 V è flessibile e creativo e offre un'elegante modalità per appendere i vostri quadri incorniciati illuminandoli allo stesso tempo con LED bianchi caldi o brillante luce alogena. Creare la propria galleria personale diventa così un gioco da ragazzi.





Chrome matt Plastic
 Cromo mate Plástico
 Cromo opaco Plastica

Trafo
max. 5m

4
ULine Trafo 230/12V
max. 60W
230V, 60VA
∅70 ∅287 ∅47 mm
EAN 4000870 950500
950.50

4
ULine Trafo 230/12V
max. 150W
230V, 150VA
∅101 ∅177 ∅110 mm
EAN 4000870 950517
950.51

ULine Galeria
 = 67-70

ULine
 = 192-196



1
Wall mounting, 5pc set
Fijación en pared, pack de 5 unidades
Fissaggio a parete, confezione da 5 pz.

5x
max. 2 m

∅37 ∅14,5 ∅20 mm
EAN 4000870 951071
951.07

2
Mounting bracket, 2pc set
Suspensión, pack de 2 unidades
Suspensione, confezione da 2 pz.

∅19 mm ∅18 mm ∅2 m
EAN 4000870 951064
951.06

3
Feed
Alimentación
Alimentazione

max. 150W
12V
∅14 mm ∅45 mm ∅2,5 m
EAN 4000870 951057
951.05

5
Track
Riel
Binari

max. 150W
12V
∅13 mm ∅13 mm ∅0,5 m
EAN 4000870 950470
950.47

5
Track
Riel
Binari

max. 150W
12V
∅13 mm ∅13 mm ∅1 m
EAN 4000870 950487
950.48

5
Track
Riel
Binari

max. 150W
12V
∅13 mm ∅13 mm ∅2 m
EAN 4000870 950494
950.49

6
Line Connector
Conector lineal
Connettore lineare

max. 150W
12V
∅14 ∅15 ∅35 mm
EAN 4000870 950524
950.52

L-Connector
L-Conector
L-Connettore

max. 150W
12V
∅14 ∅53 ∅15 mm
EAN 4000870 950555
950.55

MAX Connector
MAX Conector
MAX Connettore

max. 150W
12V
∅14 ∅170 ∅15 mm
EAN 4000870 950562
950.56



Line
 incl. 1x10 W
 179 lm, 3000 K
 \sphericalangle 62°
 12 V
 \updownarrow20 \leftrightarrow525 \curvearrowright220 mm
 EAN 4000870 951026
951.02



☞ Chrome matt ☒ Metal
 ☞ Cromo mate ☒ Metal
 ☞ Cromo opaco ☒ Metallo



Line
 incl. 1x20 W
 268 lm, 3000 K
 \sphericalangle 62°
 12 V
 \updownarrow20 \leftrightarrow775 \curvearrowright220 mm
 EAN 4000870 951019
951.01



☞ Chrome matt ☒ Metal
 ☞ Cromo mate ☒ Metal
 ☞ Cromo opaco ☒ Metallo



Pencil
 incl. 1x3 W
 96 lm, 3000 K
 \sphericalangle 40°
 12 V
 \updownarrow42 \leftrightarrow46 \curvearrowright235 mm
 EAN 4000870 951033
951.03



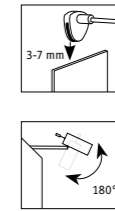
☞ Chrome matt ☒ Metal
 ☞ Cromo mate ☒ Metal
 ☞ Cromo opaco ☒ Metallo



Singin
 incl. 1x20 W, GU4
 160 lm, 2900 K
 \sphericalangle 35°, 500 cd
 12 V
 \updownarrow112 \leftrightarrow100 \curvearrowright231 mm
 EAN 4000870 951040
951.04



☞ 832.13
 ☞ Chrome matt ☒ Metal
 ☞ Cromo mate ☒ Metal
 ☞ Cromo opaco ☒ Metallo



Mirror Zylindro
 incl. 1x3 W
 120 lm, 2700 K
 \sphericalangle 60°
 230 V, 3 VA
 \updownarrow100 \varnothing30 \leftrightarrow35 \curvearrowright100 mm
 EAN 4000870 990698
990.69

☞ Chrome ☒ Metal
 ☞ Cromo ☒ Metal
 ☞ Cromo ☒ Metallo



Mirror Zylindro
 incl. 1x3 W
 120 lm, 2700 K
 \sphericalangle 60°
 230 V, 3 VA
 \updownarrow260 \leftrightarrow80 \curvearrowright235 mm
 EAN 4000870 990681
990.68



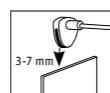
☞ Chrome ☒ Metal
 ☞ Cromo ☒ Metal
 ☞ Cromo ☒ Metallo



Mirror Herba I
 incl. 1x1 W
 22 lm, 6000-8000 K
 \sphericalangle 45°
 230 V
 \varnothing85 \leftrightarrow85 \curvearrowright160 mm
 EAN 4000870 997765
997.76



☞ Titanium ☒ Metal
 ☞ Titan ☒ Metal
 ☞ Titanio ☒ Metallo

**Mirror Simplo**

incl. 1x50 W, GU10
296 lm, 2900 K
↖ 30°, 700 cd
230 V
⌀60 ⌀51 ⇄30 ↗100 mm
EAN 4000870 990827
990.82



☎ 836.42

☞ Brushed iron ☒ Metal
☞ Acero Mate ☒ Metal
☞ Ferro spazzolato ☒ Metallo

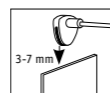
**Mirror Calami**

incl. 2x42 W, G9
2x625 lm, 2800 K
230 V
⌀60 ⇄275 ↗190 mm
EAN 4000870 996812
996.81



☎ 800.32

☞ Brushed iron ☒ Metal
☞ Acero Mate ☒ Metal
☞ Ferro spazzolato ☒ Metallo

**Mirror Curvus**

incl. 1x42 W, G9
625 lm, 2800 K
230 V
⌀230 ⌀60 ⇄30 ↗120 mm
EAN 4000870 990810
990.81



☎ 800.32

☞ Brushed iron/Opal ☒ Metal/Glass
☞ Acero Mate/Opal ☒ Metal/Cristal
☞ Ferro spazzolato/Opale ☒ Metallo/Vetro

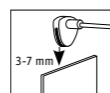
**Mirror Demos**

incl. 1x80 W, R7s
2216 lm, 2900 K
230 V
⌀110 ⇄320 ↗145 mm
EAN 4000870 992876
992.87



☎ 800.59

☞ Chrome/Satin ☒ Metal/Glass
☞ Cromo/Satinada ☒ Metal/Cristal
☞ Cromo/Satinato ☒ Metallo/Vetro

**Mirror Vitrino**

incl. 1x42 W, G9
625 lm, 2800 K
230 V
⌀125 ⌀35 ⇄15 ↗100 mm
EAN 4000870 990834
990.83




☎ 800.32

☞ Brushed iron/Opal ☒ Metal/Glass
☞ Acero Mate/Opal ☒ Metal/Cristal
☞ Ferro spazzolato/Opale ☒ Metallo/Vetro

**Mirror Regula**

max. 3x40 W, E14
230 V
⌀75 ⇄420 ↗50 mm
EAN 4000870 996799
996.79




☎ 300.40

☞ Chrome ☒ Metal
☞ Cromo ☒ Metal
☞ Cromo ☒ Metallo

**Mirror Regula**

max. 5x40 W, E14
230 V
⌀75 ⇄650 ↗50 mm
EAN 4000870 996805
996.80



☎ 300.40

☞ Chrome ☒ Metal
☞ Cromo ☒ Metal
☞ Cromo ☒ Metallo

**Galeria Remus**

incl. 1x6 W
271 lm, 3000 K
230 V
⌀80 ⇄395 ↗180 mm
EAN 4000870 990759
990.75



Brushed iron Metal
Acero Mate Metal
Ferro spazzolato Metallo

**Galeria Remus**

incl. 1x8 W, G5
480 lm, 3000 K
230 V
⌀80 ⇄395 ↗180 mm
EAN 4000870 990735
990.73



885.08
Brushed brass Metal
Latón mateado Metal
Ottone spazzolato Metallo

**Galeria Remus**

incl. 1x10 W
469 lm, 3000 K
230 V
⌀45 ⇄635 ↗135 mm
EAN 4000870 990766
990.76



Brushed iron Metal
Acero Mate Metal
Ferro spazzolato Metallo

**Galeria Remus**

incl. 1x14 W, G5
1204 lm, 2700 K
230 V
⌀80 ⇄655 ↗180 mm
EAN 4000870 990742
990.74



884.49
Brushed brass Metal
Latón mateado Metal
Ottone spazzolato Metallo

**Galeria Wolbas**

incl. 1x10 W
420 lm, 3000 K
230 V
⌀80 ⇄655 ↗180 mm
EAN 4000870 990773
990.77



Chrome Metal
Cromo Metal
Cromo Metallo

**Galeria Patella**

incl. 1x8 W, G5
480 lm, 3000 K
230 V
⌀50 ⇄390 ↗220 mm
EAN 4000870 996829
996.82



885.08
Brushed iron Metal
Acero Mate Metal
Ferro spazzolato Metallo

**Galeria Osaris**

incl. 1x6 W
269 lm, 3000 K
230 V
⌀50 ⇄655 ↗155 mm
EAN 4000870 990780
990.78



Chrome Metal
Cromo Metal
Cromo Metallo

**Galeria Patella**

incl. 1x8 W, G5
480 lm, 3000 K
230 V
⌀50 ⇄390 ↗220 mm
EAN 4000870 996836
996.83



885.08
Old brass Metal
Latón envejecido Metal
Colore ottone brunito Metallo

**Galeria Color**

incl. 2×20 W, G4
2×254 lm, 2900 K
230/12 V, 60 VA
∅280 ∅40 ∅200 mm
EAN 4000870 992258
992.25



831.17

Chrome/Opal Metal/Glass
Cromo/Opal Metal/Cristal
Cromo/Opale Metallo/Vetro

**Galeria Flexo**

incl. 2×20 W, G4
2×254 lm, 2900 K
230/12 V, 60 VA
∅425 ∅35 ∅200 mm
EAN 4000870 996492
996.49

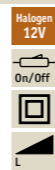


831.17

Brushed iron Metal
Acero Mate Metal
Ferro spazzolato Metallo

**Galeria Flexo II**

incl. 2×20 W, G4
2×254 lm, 2900 K
230/12 V, 60 VA
∅425 ∅40 ∅200 mm
EAN 4000870 996751
996.75



831.17

Brushed iron/Opal Metal/Glass
Acero Mate/Opal Metal/Cristal
Ferro spazzolato/Opale Metallo/Vetro

**Galeria Flexo II**

incl. 2×20 W, G4
2×254 lm, 2900 K
230/12 V, 60 VA
∅425 ∅40 ∅200 mm
EAN 4000870 996775
996.77



831.17

Chrome/Opal Metal/Glass
Cromo/Opal Metal/Cristal
Cromo/Opale Metallo/Vetro

**Galeria I**

incl. 1×35 W, GU5,3
413 lm, 2900 K
∠ 38°, 1100 cd
230/12 V, 70 VA
∅300 ∅51 ∅25 ∅180 mm
EAN 4000870 992616
992.61



832.64

Chrome Metal
Cromo Metal
Cromo Metallo

**Galeria II**

incl. 2×35 W, GU5,3
2×413 lm, 2900 K
∠ 38°, 1100 cd
230/12 V, 70 VA
∅300 ∅51 ∅25 ∅180 mm
EAN 4000870 992623
992.62



832.64

Chrome Metal
Cromo Metal
Cromo Metallo

**Galeria Ramus**

incl. 2×42 W, G9
2×625 lm, 2800 K
230 V
∅160 ∅310 ∅150 mm
EAN 4000870 996843
996.84



800.32

Brushed iron Metal
Acero Mate Metal
Ferro spazzolato Metallo

**Galeria Ramus**

incl. 2×42 W, G9
2×625 lm, 2800 K
230 V
∅160 ∅310 ∅150 mm
EAN 4000870 996850
996.85



800.32

Old brass Metal
Latón envejecido Metal
Colore ottone brunito Metallo

**Galeria Canno**

max. 2x25 W, E14
230 V
∅140 ⇄350 ↗180 mm
EAN 4000870 996898
996.89




∅ 510.42
 ↳ Brushed iron Metal
 ↳ Acero Mate Metal
 ↳ Ferro spazzolato Metallo

**Galeria Canno**

max. 2x25 W, E14
230 V
∅140 ⇄350 ↗180 mm
EAN 4000870 996904
996.90



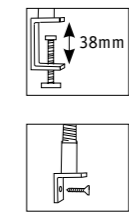
∅ 510.42
 ↳ Old brass Metal
 ↳ Latón envejecido Metal
 ↳ Colore ottone brunito Metallo

**Galeria Osiris II**

incl. 2x60 W, R7s
2x971 lm, 2900 K
230 V
∅40 ⇄500 ↗155 mm
EAN 4000870 992883
992.88



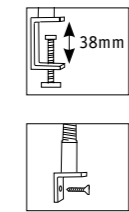
∅ 800.60
 ↳ Chrome Metal
 ↳ Cromo Metal
 ↳ Cromo Metallo

**Assistent Oculus**

incl. 1x3 W
6500 K
230/12 V
∅300 ∅40 ↗100 mm
EAN 4000870 996928
996.92



↳ Titanium Metal
 ↳ Titan Metal
 ↳ Titanio Metallo

**Assistent Matrix**

incl. 1x3 W
4000 K
230/12 V
∅300 ⇄40 ↗100 mm
EAN 4000870 996874
996.87



↳ Titanium Metal/Plastic
 ↳ Titan Metal/Plástico
 ↳ Titanio Metallo/Plastica

**Assistent Gesa ESL**

incl. 1x9 W, E14
377 lm, 2700 K
230 V
∅170 ⇄115 ↗300 mm
EAN 4000870 996959
996.95



∅ 894.09
 ↳ Brushed iron Metal/Plastic
 ↳ Acero Mate Metal/Plástico
 ↳ Ferro spazzolato Metallo/Plastica

**Assistent Finja**

incl. 1x35 W, GU10
172 lm, 2900 K
∠ 30°, 700 cd
230 V
∅330 ∅51 ⇄115 mm
EAN 4000870 998212
998.21



∅ 836.34
 ↳ Titanium Metal/Plastic
 ↳ Titan Metal/Plástico
 ↳ Titanio Metallo/Plastica

**Assistent Gesa**

incl. 1×35 W, GU10
172 lm, 2900 K
∠ 30°, 700 cd
230 V
∅285 ∅51 ⇄115 mm
EAN 4000870 998236

**998.23**

∅ 836.34
Titanium Metal/Plastic
Titan Metal/Plástico
Titanio Metallo/Plastica

**Assistent Gryps**

max. 1×40 W, E14
230 V
∅150 ∅60 ⇄115 mm
EAN 4000870 998250

**998.25**

∅ 200.01
Brushed iron Metal/Plastic
Acero Mate Metal/Plástico
Ferro spazzolato Metallo/Plastica

**Assistent Candero**

max. 1×40 W, E27
230 V
∅310 ∅110 ⇄160 mm
EAN 4000870 998243

**998.24**

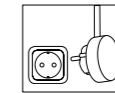
∅ 240.40
Titanium Metal
Titan Metal
Titanio Metallo

**Assistent Flexus**

incl. 1×9 W, E14
377 lm, 2700 K
230 V
∅170 ∅320 mm
EAN 4000870 996942

**996.94**

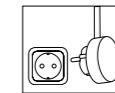
∅ 894.09
Brushed iron Metal
Acero Mate Metal
Ferro spazzolato Metallo

**Assistent Flexus III**

incl. 1×20 W, G9
240 lm, 2700 K
220-240 V
∅330 ∅80 ∅140 mm
EAN 4000870 996997

**996.99**

∅ 800.30
Brushed iron Metal
Acero Mate Metal
Ferro spazzolato Metallo

**Assistent Flexus IV**

incl. 1×20 W, G9
240 lm, 2700 K
220-240 V
∅330 ∅80 ∅140 mm
EAN 4000870 996973

**996.97**

∅ 800.30
Brushed iron Metal
Acero Mate Metal
Ferro spazzolato Metallo

**Assistent Flexus I**

max. 1×40 W, E14
230 V
∅170 ∅60 ⇄60 mm
EAN 4000870 998298

**998.29**

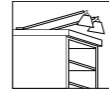
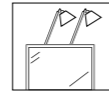
∅ 281.60
Brushed iron Metal
Acero Mate Metal
Ferro spazzolato Metallo

**Assistent Flexus II**

max. 1×40 W, E14
230 V
∅170 ∅60 ⇄60 mm
EAN 4000870 998304
998.30

☞ 281.60

☞ Brushed iron/Opal
☞ Metal/Glass
☞ Acero Mate/Opal
☞ Metal/Cristal
☞ Ferro spazzolato/Opale
☞ Metallo/Vetro

**Assistent Butler**

incl. 2×35 W, GU4
2×360 lm, 2900 K
∠ 30°, 1500 cd
230/12 V, 70 VA
∅35 ⇄25 ⇄170-600 mm
EAN 4000870 996713
996.71

☞ 838.35

☞ Black ☞ Metal
☞ Negro ☞ Metal
☞ Nero ☞ Metallo

**Assistent Tube Duo**

incl. 2×(2×20 W), G4
2× 2×254 lm, 2900 K
230/12 V, 80 VA
∅165 ⇄185 ⇄70 mm
EAN 4000870 996195
996.19

☞ 831.17

☞ Chrome/Satin ☞ Metal/Glass
☞ Cromo/Satinada
☞ Metal/Cristal
☞ Cromo/Satinato
☞ Metallo/Vetro

**Assistent I**

incl. 1×35 W, GU5,3
413 lm, 2900 K
∠ 38°, 1100 cd
12 V
∅170 ∅51 ⇄25 ⇄460 mm
EAN 4000870 992739
992.73

☞ 832.64

☞ Chrome ☞ Metal
☞ Cromo ☞ Metal
☞ Cromo ☞ Metallo

**Assistent II**

incl. 2×35 W, GU5,3
2×413 lm, 2900 K
∠ 38°, 1100 cd
230/12 V, 70 VA
∅170 ∅51 ⇄25 ⇄460 mm
EAN 4000870 992661
992.66

☞ 832.64

☞ Chrome ☞ Metal
☞ Cromo ☞ Metal
☞ Cromo ☞ Metallo



Spotlights

- 85 LED
- 99 Energy Saver
- 100 Halogen 12V
- 102 Halogen 230V



87 Arioso



90 Orb



91 Orb



- Black/Chrome Metal
- Negro/Cromo Metal
- Nero/Cromo Metallo



Channel
incl. 1×10W
433 lm, 3000 K
31°, 1000 cd
230 V
125 214 65 mm
EAN 4000870 601587
601.58



LED



On/Off



Channel
incl. 2×10W
2×433 lm, 3000 K
31°, 1000 cd
230 V
125 343 65 mm
EAN 4000870 601594
601.59



LED



On/Off



- White/Chrome Metal
- Blanco/Cromo Metal
- Bianco/Cromo Metallo



Channel
incl. 1×10W
433 lm, 3000 K
31°, 1000 cd
230 V
125 214 65 mm
EAN 4000870 601563
601.56



LED



On/Off



Channel
incl. 2×10W
2×433 lm, 3000 K
31°, 1000 cd
230 V
125 343 65 mm
EAN 4000870 601570
601.57



LED



On/Off



- Brushed nickel/Chrome Metal
- Niquel satinado/Cromo Metal
- Color nichel spazzolato/Cromo Metallo



Channel
incl. 1×10W
433 lm, 3000 K
31°, 1000 cd
230 V
125 214 65 mm
EAN 4000870 601549
601.54



LED



On/Off



Channel
incl. 2×10W
2×433 lm, 3000 K
31°, 1000 cd
230 V
125 343 65 mm
EAN 4000870 601556
601.55




LED



On/Off



**Linear**

incl. 2×6 W
2×380 lm, 3000 K
∠ 30°, 2×435 cd
230 V
∅130 ∅210 ∅65 mm
EAN 4000870 661918
661.91



☞ Chrome matt ☒ Metal
☞ Cromo mate ☒ Metal
☞ Cromo opaco ☒ Metallo



incl.

**Bariton**

incl. 1×3 W
148 lm, 2700 K
∠ 30°, 450 cd
230 V
∅65 ∅220 ∅260 mm
EAN 4000870 602195
602.19 new




☞ Brushed alu ☒ Metal
☞ Aluminio mateado ☒ Metal
☞ Alluminio spazzolato ☒ Metallo

**Bariton**

incl. 2×3 W
2×148 lm, 2700 K
∠ 30°, 2×450 cd
230 V
∅65 ∅265 ∅150 mm
EAN 4000870 602201
602.20 new

**Bariton**

incl. 4×3 W
4×148 lm, 2700 K
∠ 30°, 4×450 cd
230 V
∅65 ∅580 ∅150 mm
EAN 4000870 602218
602.21 new



☞ White/Matt ☒ Metal
☞ Blanco/Mate ☒ Metal
☞ Bianco/Opaco ☒ Metallo

**Arioso**

incl. 1×3 W
255 lm, 2700 K
∠ 24°, 1159 cd
230 V
∅65 ∅220 ∅115 mm
EAN 4000870 602263
602.26 new

**Arioso**

incl. 2×3 W
2×255 lm, 2700 K
∠ 24°, 2×1159 cd
230 V
∅65 ∅265 ∅115 mm
EAN 4000870 602270
602.27 new

**Arioso**

incl. 4×3 W
4×255 lm, 2700 K
∠ 24°, 4×1159 cd
230 V
∅65 ∅580 ∅115 mm
EAN 4000870 602287
602.28 new

**Arioso**

incl. 6×3 W
6×255 lm, 2700 K
∠ 24°, 6×1159 cd
230 V
∅65 ∅1650 ∅190 mm
EAN 4000870 602294
602.29 new



☞ Brushed alu ☒ Metal
☞ Aluminio mateado ☒ Metal
☞ Alluminio spazzolato ☒ Metallo

**Arioso**

incl. 1×3 W
255 lm, 2700 K
∠ 24°, 1159 cd
230 V
∅65 ∅220 ∅115 mm
EAN 4000870 602225
602.22 new

**Arioso**

incl. 2×3 W
2×255 lm, 2700 K
∠ 24°, 2×1159 cd
230 V
∅65 ∅265 ∅115 mm
EAN 4000870 602232
602.23 new

**Arioso**

incl. 4×3 W
4×255 lm, 2700 K
∠ 24°, 4×1159 cd
230 V
∅65 ∅580 ∅115 mm
EAN 4000870 602249
602.24 new

**Arioso**

incl. 6×3 W
6×255 lm, 2700 K
∠ 24°, 6×1159 cd
230 V
∅65 ∅1650 ∅190 mm
EAN 4000870 602256
602.25 new





Tremolo
incl. 1×3 W
148 lm, 2700 K
∠ 30°, 450 cd
230 V
∅65 ⇄220 ↗250 mm
EAN 4000870 602300
602.30 new



Tremolo
incl. 2×3 W
2×148 lm, 2700 K
∠ 30°, 2×450 cd
230 V
∅65 ⇄265 ↗135 mm
EAN 4000870 602317
602.31 new



Tremolo
incl. 4×3 W
4×148 lm, 2700 K
∠ 30°, 4×450 cd
230 V
∅65 ⇄580 ↗135 mm
EAN 4000870 602324
602.32 new



White/Matt Metal
Blanco/Mate Metal
Bianco/Opaco Metallo



Black/Chrome Metal
Negro/Cromo Metal
Nero/Cromo Metallo

Stage
incl. 1×3 W
170 lm, 2700 K
∠ 85°, 100 cd
230 V
∅140 ⇄60 ↗130 mm
EAN 4000870 602416
602.41 new



Stage
incl. 2×3 W
2×170 lm, 2700 K
∠ 85°, 2×100 cd
230 V
∅130 ⇄340 ↗60 mm
EAN 4000870 602423
602.42 new



Stage
incl. 4×3 W
4×170 lm, 2700 K
∠ 85°, 4×100 cd
230 V
∅130 ⇄680 ↗60 mm
EAN 4000870 602430
602.43 new



White/Chrome Metal
Blanco/Cromo Metal
Bianco/Cromo Metallo

Stage
incl. 1×3 W
170 lm, 2700 K
∠ 85°, 100 cd
230 V
∅140 ⇄60 ↗130 mm
EAN 4000870 602447
602.44 new



Stage
incl. 2×3 W
2×170 lm, 2700 K
∠ 85°, 2×100 cd
230 V
∅130 ⇄340 ↗60 mm
EAN 4000870 602454
602.45 new



Stage
incl. 4×3 W
4×170 lm, 2700 K
∠ 85°, 4×100 cd
230 V
∅130 ⇄680 ↗60 mm
EAN 4000870 602461
602.46 new





Black/Chrome Metal
 Negro/Cromo Metal
 Nero/Cromo Metallo



Orb
 incl. 1×3 W
 226 lm, 2700 K
 ∠ 100°, 94 cd
 230 V
 ⌀140 ⇄120 ⌀195 mm
 EAN 4000870 602478
602.47 new



Orb
 incl. 2×3 W
 2×226 lm, 2700 K
 ∠ 100°, 2×94 cd
 230 V
 ⌀195 ⇄280 ⌀120 mm
 EAN 4000870 602485
602.48 new



Orb
 incl. 3×3 W
 3×226 lm, 2700 K
 ∠ 100°, 3×94 cd
 230 V
 ⌀195 ⇄440 ⌀120 mm
 EAN 4000870 602492
602.49 new



White/Chrome Metal
 Blanco/Cromo Metal
 Bianco/Cromo Metallo



Orb
 incl. 1×3 W
 226 lm, 2700 K
 ∠ 100°, 94 cd
 230 V
 ⌀140 ⇄120 ⌀195 mm
 EAN 4000870 602539
602.53 new



Orb
 incl. 2×3 W
 2×226 lm, 2700 K
 ∠ 100°, 2×94 cd
 230 V
 ⌀195 ⇄280 ⌀120 mm
 EAN 4000870 602546
602.54 new



Orb
 incl. 3×3 W
 3×226 lm, 2700 K
 ∠ 100°, 3×94 cd
 230 V
 ⌀195 ⇄440 ⌀120 mm
 EAN 4000870 602553
602.55 new



Chrome Metal
 Cromo Metal
 Cromo Metallo



Orb
 incl. 1×3 W
 226 lm, 2700 K
 ∠ 100°, 94 cd
 230 V
 ⌀140 ⇄120 ⌀195 mm
 EAN 4000870 602508
602.50 new



Orb
 incl. 2×3 W
 2×226 lm, 2700 K
 ∠ 100°, 2×94 cd
 230 V
 ⌀195 ⇄280 ⌀120 mm
 EAN 4000870 602515
602.51 new



Orb
 incl. 3×3 W
 3×226 lm, 2700 K
 ∠ 100°, 3×94 cd
 230 V
 ⌀195 ⇄440 ⌀120 mm
 EAN 4000870 602522
602.52 new





Black/Chrome Metal
Negro/Cromo Metal
Nero/Cromo Metallo



Phase
incl. 1×5 W
350 lm, 2700 K
30°, 914 cd
230 V
60 ⇄ 170 ↗ 207 mm
EAN 4000870 602560
602.56 new



Phase
incl. 2×5 W
2×350 lm, 2700 K
30°, 2×914 cd
230 V
60 ⇄ 387 ↗ 170 mm
EAN 4000870 602577
602.57 new



Phase
incl. 4×5 W
4×350 lm, 2700 K
30°, 4×914 cd
230 V
60 ⇄ 677 ↗ 170 mm
EAN 4000870 602584
602.58 new



Phase
incl. 6×5 W
6×350 lm, 2700 K
30°, 6×914 cd
230 V
60 ⇄ 1800 ↗ 170 mm
EAN 4000870 602591
602.59 new



White/Chrome Metal
Blanco/Cromo Metal
Bianco/Cromo Metallo



Phase
incl. 1×5 W
350 lm, 2700 K
30°, 914 cd
230 V
60 ⇄ 170 ↗ 207 mm
EAN 4000870 602607
602.60 new



Phase
incl. 2×5 W
2×350 lm, 2700 K
30°, 2×914 cd
230 V
60 ⇄ 387 ↗ 170 mm
EAN 4000870 602614
602.61 new



Phase
incl. 4×5 W
4×350 lm, 2700 K
30°, 4×914 cd
230 V
60 ⇄ 677 ↗ 170 mm
EAN 4000870 602621
602.62 new



Phase
incl. 6×5 W
6×350 lm, 2700 K
30°, 6×914 cd
230 V
60 ⇄ 1800 ↗ 170 mm
EAN 4000870 602638
602.63 new



Brushed nickel Metal/Glass
Niquel satinado Metal/Cristal
Color nichel spazzolato Metallo/Vetro



Gloria
incl. 1×5 W
186 lm, 3000 K
230 V
142 ⇄ 110 ↗ 155 mm
EAN 4000870 601952
601.95



Gloria
incl. 2×5 W
2×186 lm, 3000 K
230 V
227 ⇄ 415 ↗ 110 mm
EAN 4000870 601969
601.96



Gloria
incl. 4×5 W
4×186 lm, 3000 K
230 V
218 ⇄ 955 ↗ 110 mm
EAN 4000870 601976
601.97



Black Metal/Glass
Negro Metal/Cristal
Nero Metallo/Vetro



Konos
incl. 1×3 W
200 lm, 3000 K
230 V
130 ⇄ 70 ↗ 150 mm
EAN 4000870 602010
602.01



Konos
incl. 2×3 W
2×200 lm, 3000 K
230 V
160 ⇄ 70 ↗ 200 mm
EAN 4000870 602027
602.02



Konos
incl. 4×3 W
4×200 lm, 3000 K
230 V
160 ⇄ 230 ↗ 230 mm
EAN 4000870 602034
602.03





Chrome Metal/Glass
 Cromo Metal/Cristal
 Cromo Metallo/Vetro



Ice Cube
 incl. 1×3 W
 110 lm, 3000 K
 \sphericalangle 30°
 230 V
 \varnothing 160 \times 65 \varnothing 135 mm
 EAN 4000870 601662
601.66



Ice Cube
 incl. 2×3 W
 2×110 lm, 3000 K
 \sphericalangle 30°
 230 V
 \varnothing 135 \times 264 \varnothing 65 mm
 EAN 4000870 601679
601.67



Ice Cube
 incl. 3×3 W
 3×110 lm, 3000 K
 \sphericalangle 30°
 230 V
 \varnothing 135 \times 465 \varnothing 65 mm
 EAN 4000870 601686
601.68



Ice Cube
 incl. 4×3 W
 4×110 lm, 3000 K
 \sphericalangle 30°
 230 V
 \varnothing 135 \times 265 \varnothing 265 mm
 EAN 4000870 601693
601.69



Chrome matt Metal
 Cromo mate Metal
 Cromo opaco Metallo



Power LED
 incl. 1×10 W
 283 lm, 2900 K
 \sphericalangle 30°
 230 V
 \varnothing 186 \times 65 \varnothing 150 mm
 EAN 4000870 601631
601.63



Power LED
 incl. 2×10 W
 2×283 lm, 2900 K
 \sphericalangle 30°
 230 V
 \varnothing 150 \times 264 \varnothing 65 mm
 EAN 4000870 601648
601.64



Power LED
 incl. 3×10 W
 3×283 lm, 2900 K
 \sphericalangle 30°
 230 V
 \varnothing 150 \times 465 \varnothing 65 mm
 EAN 4000870 601655
601.65



Chrome Metal
 Cromo Metal
 Cromo Metallo



Sphere
 incl. 2×5 W
 2×200 lm, 2900 K
 \sphericalangle 30°
 230 V
 \varnothing 182 \times 114 \varnothing 125 mm
 EAN 4000870 600382
600.38



Sphere
 incl. 2×(2×5 W)
 4×200 lm, 2900 K
 \sphericalangle 30°
 230 V
 \varnothing 125 \times 264 \varnothing 114 mm
 EAN 4000870 600399
600.39



Brushed iron Metal/Glass
 Acero Mate Metal/Cristal
 Ferro spazzolato Metallo/Vetro



ZyLed
 incl. 1×3 W
 120 lm, 3000 K
 230 V
 \varnothing 80 \varnothing 110 mm
 EAN 4000870 665589
665.58



ZyLed
 incl. 2×3 W
 2×120 lm, 3000 K
 230 V
 \varnothing 150 \times 445 \varnothing 80 mm
 EAN 4000870 665596
665.59



ZyLed
 incl. 3×3 W
 3×120 lm, 3000 K
 230 V
 \varnothing 150 \times 605 \varnothing 80 mm
 EAN 4000870 665602
665.60



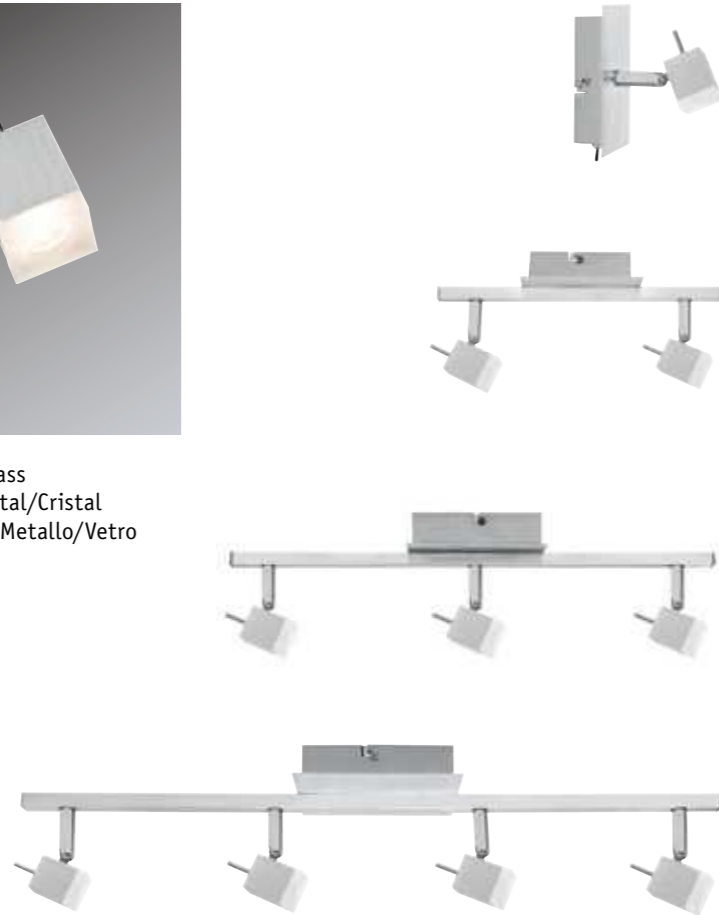
ZyLed
 incl. 4×3 W
 4×120 lm, 3000 K
 230 V
 \varnothing 150 \times 675 \varnothing 80 mm
 EAN 4000870 665619
665.61



ZyLed
 incl. 6×3 W
 6×120 lm, 3000 K
 230 V
 \varnothing 150 \times 1805 \varnothing 80 mm
 EAN 4000870 665626
665.62



Brushed alu Metal/Glass
 Aluminio mateado Metal/Cristal
 Alluminio spazzolato Metallo/Vetro



QuadLed
 incl. 1×3 W
 130 lm, 3000 K
 $\angle 30^\circ$
 230 V
 $\varnothing 120 \varnothing 80 \varnothing 95 \text{ mm}$
 EAN 4000870 601181
601.18



QuadLed
 incl. 2×3 W
 2×130 lm, 3000 K
 $\angle 30^\circ$
 230 V
 $\varnothing 120 \varnothing 285 \varnothing 80 \text{ mm}$
 EAN 4000870 601198
601.19



QuadLed
 incl. 3×3 W
 3×130 lm, 3000 K
 $\angle 30^\circ$
 230 V
 $\varnothing 130 \varnothing 455 \varnothing 80 \text{ mm}$
 EAN 4000870 601204
601.20



QuadLed
 incl. 4×3 W
 4×130 lm, 3000 K
 $\angle 30^\circ$
 230 V
 $\varnothing 120 \varnothing 605 \varnothing 100 \text{ mm}$
 EAN 4000870 601211
601.21



Chrome Metal
 Cromo Metal
 Cromo Metallo

281.53



Futura
 incl. 1×3,5 W, GU10
 230 V
 $\varnothing 100 \varnothing 80 \varnothing 130 \text{ mm}$
 EAN 4000870 601785
601.78



Futura
 incl. 2×3,5 W, GU10
 230 V
 $\varnothing 150 \varnothing 275 \varnothing 80 \text{ mm}$
 EAN 4000870 601792
601.79



Futura
 incl. 4×3,5 W, GU10
 230 V
 $\varnothing 150 \varnothing 670 \varnothing 80 \text{ mm}$
 EAN 4000870 601815
601.81



Futura
 incl. 3×3,5 W, GU10
 230 V
 $\varnothing 150 \varnothing 280 \varnothing 280 \text{ mm}$
 EAN 4000870 601808
601.80



Black/Chrome Metal
 Negro/Cromo Metal
 Nero/Cromo Metallo

281.53



Nevo
 incl. 1×3,5 W, GU10
 230 V
 $\varnothing 120 \varnothing 100 \varnothing 120 \text{ mm}$
 EAN 4000870 601860
601.86



Nevo
 incl. 2×3,5 W, GU10
 230 V
 $\varnothing 120 \varnothing 260 \varnothing 125 \text{ mm}$
 EAN 4000870 601877
601.87



Nevo
 incl. 3×3,5 W, GU10
 230 V
 $\varnothing 120 \varnothing 420 \varnothing 125 \text{ mm}$
 EAN 4000870 601884
601.88



Nevo
 incl. 4×3,5 W, GU10
 230 V
 $\varnothing 120 \varnothing 220 \varnothing 220 \text{ mm}$
 EAN 4000870 601891
601.89



Chrome Metal
 Cromo Metal
 Cromo Metallo

281.53



Rondo
 incl. 1×3,5 W, GU10
 230 V
 $\varnothing 105 \varnothing 100 \varnothing 120 \text{ mm}$
 EAN 4000870 601822
601.82



Rondo
 incl. 2×3,5 W, GU10
 230 V
 $\varnothing 120 \varnothing 260 \varnothing 75 \text{ mm}$
 EAN 4000870 601839
601.83



Rondo
 incl. 3×3,5 W, GU10
 230 V
 $\varnothing 120 \varnothing 420 \varnothing 75 \text{ mm}$
 EAN 4000870 601846
601.84



Rondo
 incl. 4×3,5 W, GU10
 230 V
 $\varnothing 120 \varnothing 220 \varnothing 220 \text{ mm}$
 EAN 4000870 601853
601.85





Brushed iron/White Metal/Glass
 Acero Mate/Blanco Metal/Cristal
 Ferro spazzolato/Bianco Metallo/Vetro



Zylino
 incl. 1×3 W
 140 lm, 3000 K
 230 V
 ⌀160 ⇄65 ↗105 mm
 EAN 4000870 601389
601.38



Zylino
 incl. 2×3 W
 2×140 lm, 3000 K
 230 V
 ⌀105 ⇄265 ↗65 mm
 EAN 4000870 601396
601.39



Zylino
 incl. 3×3 W
 3×140 lm, 3000 K
 230 V
 ⌀105 ⇄465 ↗65 mm
 EAN 4000870 601402
601.40



Zylino
 incl. 4×3 W
 4×140 lm, 3000 K
 230 V
 ⌀105 ⇄265 ↗265 mm
 EAN 4000870 601419
601.41



Brushed iron/White Metal/Glass
 Acero Mate/Blanco Metal/Cristal
 Ferro spazzolato/Bianco Metallo/Vetro



Wolbi
 incl. 1×3 W
 140 lm, 3000 K
 230 V
 ⌀160 ⇄65 ↗105 mm
 EAN 4000870 601501
601.50



Wolbi
 incl. 2×3 W
 2×140 lm, 3000 K
 230 V
 ⌀105 ⇄265 ↗65 mm
 EAN 4000870 601518
601.51



Wolbi
 incl. 3×3 W
 3×140 lm, 3000 K
 230 V
 ⌀105 ⇄465 ↗65 mm
 EAN 4000870 601525
601.52



Wolbi
 incl. 4×3 W
 4×140 lm, 3000 K
 230 V
 ⌀105 ⇄265 ↗265 mm
 EAN 4000870 601532
601.53



Brushed iron/Dichroic Metal/Glass
 Acero Mate/Dicroico Metal/Cristal
 Ferro spazzolato/Dicroico Metallo/Vetro

894.48



Wolbi
 incl. 1×9 W, GZ10 / GU10
 390 lm, 2700 K
 230 V
 ⌀160 ⇄65 ↗105 mm
 EAN 4000870 602157
602.15 new



Wolbi
 incl. 2×9 W, GZ10 / GU10
 2×390 lm, 2700 K
 230 V
 ⌀105 ⇄265 ↗65 mm
 EAN 4000870 602164
602.16 new



Wolbi
 incl. 3×9 W, GZ10 / GU10
 3×390 lm, 2700 K
 230 V
 ⌀105 ⇄465 ↗65 mm
 EAN 4000870 602171
602.17 new



Wolbi
 incl. 4×9 W, GZ10 / GU10
 4×390 lm, 2700 K
 230 V
 EAN 4000870 602188
602.18 new



Chrome/White Metal/Glass
 Cromo/Blanco Metal/Cristal
 Cromo/Bianco Metallo/Vetro

894.48



Quad
 incl. 1×9 W, GZ10 / GU10
 390 lm, 2700 K
 230 V
 ⌀160 ⇄65 ↗105 mm
 EAN 4000870 601266
601.26



Quad
 incl. 2×9 W, GZ10 / GU10
 2×390 lm, 2700 K
 230 V
 ⌀105 ⇄265 ↗65 mm
 EAN 4000870 601273
601.27



Quad
 incl. 3×9 W, GZ10 / GU10
 3×390 lm, 2700 K
 230 V
 ⌀105 ⇄465 ↗65 mm
 EAN 4000870 601280
601.28



Quad
 incl. 4×9 W, GZ10 / GU10
 4×390 lm, 2700 K
 230 V
 ⌀105 ⇄265 ↗265 mm
 EAN 4000870 601297
601.29





Brushed nickel/Opal Metal
 Niquel satinado/Opal Metal
 Color nichel spazzolato/Opale Metallo
 882.22



Phorus ESL
 incl. 1×10W, E14
 470 lm, 2700 K
 230 V
 ∅140 ∅75 ∅205 mm
 EAN 4000870 665787
665.78



Phorus ESL
 incl. 2×10W, E14
 2×470 lm, 2700 K
 230 V
 ∅140 ∅385 ∅75 mm
 EAN 4000870 665794
665.79



Phorus ESL
 incl. 3×10W, E14
 3×470 lm, 2700 K
 230 V
 ∅140 ∅605 ∅75 mm
 EAN 4000870 665800
665.80



Phorus ESL
 incl. 4×10W, E14
 4×470 lm, 2700 K
 230 V
 ∅140 ∅675 ∅75 mm
 EAN 4000870 665817
665.81



Phorus ESL
 incl. 6×10W, E14
 6×470 lm, 2700 K
 230 V
 ∅140 ∅1530 ∅75 mm
 EAN 4000870 665824
665.82



Chrome Metal
 Cromo Metal
 Cromo Metallo
 832.47



Sphere
 incl. 2×20W, GU4
 2×205 lm, 2900 K
 ∠ 30°, 470 cd
 230/12V, 60 VA
 ∅200 ∅65 ∅125 mm
 EAN 4000870 665275
665.27



Sphere
 incl. 2×(2×20W), GU4
 2× 2×205 lm, 2900 K
 ∠ 30°, 470 cd
 230/12V, 80 VA
 ∅125 ∅265 ∅65 mm
 EAN 4000870 665282
665.28



Sphere
 incl. 3×(2×20W), GU4
 3× 2×205 lm, 2900 K
 ∠ 30°, 470 cd
 230/12V, 120 VA
 ∅125 ∅420 ∅65 mm
 EAN 4000870 665299
665.29



Chrome matt Metal
 Cromo mate Metal
 Cromo opaco Metallo
 838.26



Ginger
 incl. 2×20W, GU4
 2×177 lm, 2900 K
 ∠ 30°, 730 cd
 230/12V, 60 VA
 ∅160 ∅65 ∅110 mm
 EAN 4000870 664643
664.64



Ginger
 incl. 2×(2×20W), GU4
 2× 2×177 lm, 2900 K
 ∠ 30°, 730 cd
 230/12V, 105 VA
 ∅110 ∅255 ∅65 mm
 EAN 4000870 664667
664.66



Ginger
 incl. 3×(2×20W), GU4
 3× 2×177 lm, 2900 K
 ∠ 30°, 730 cd
 230/12V, 120 VA
 ∅110 ∅460 ∅65 mm
 EAN 4000870 664681
664.68



Chrome matt Metal
 Cromo mate Metal
 Cromo opaco Metallo
 833.74



Cumin
 incl. 1×35W, GU5,3
 324 lm, 2900 K
 ∠ 60°, 310 cd
 230/12V, 60 VA
 ∅160 ∅165 ∅140 mm
 EAN 4000870 664636
664.63



Cumin
 incl. 2×35W, GU5,3
 2×324 lm, 2900 K
 ∠ 60°, 310 cd
 230/12V, 70 VA
 ∅140 ∅255 ∅65 mm
 EAN 4000870 664650
664.65



Cumin
 incl. 3×35W, GU5,3
 3×324 lm, 2900 K
 ∠ 60°, 310 cd
 230/12V, 105 VA
 ∅140 ∅460 ∅65 mm
 EAN 4000870 664674
664.67



Cumin
 incl. 4×35W, GU5,3
 4×324 lm, 2900 K
 ∠ 60°, 310 cd
 230/12V, 105+60 VA
 ∅140 ∅250 ∅250 mm
 EAN 4000870 664698
664.69





Chrome/Dichroic Metal/Glass
 Cromo/Dicroico Metal/Cristal
 Cromo/Dicroico Metallo/Vetro
 800.44



Dichroic
 incl. 1×40 W, GZ10
 586 lm, 2900 K
 230 V
 ⌀160 ⇄65 ↗105 mm
 EAN 4000870 601228
601.22



Dichroic
 incl. 2×40 W, GZ10
 2×586 lm, 2900 K
 230 V
 ⌀105 ⇄265 ↗65 mm
 EAN 4000870 601235
601.23



Dichroic
 incl. 3×40 W, GZ10
 3×586 lm, 2900 K
 230 V
 ⌀105 ⇄465 ↗65 mm
 EAN 4000870 601242
601.24



Dichroic
 incl. 4×40 W, GZ10
 4×586 lm, 2900 K
 230 V
 ⌀105 ⇄265 ↗265 mm
 EAN 4000870 601259
601.25



Brushed iron/White Metal/Glass
 Acero Mate/Blanco Metal/Cristal
 Ferro spazzolato/Bianco Metallo/Vetro
 800.44



Zylino
 incl. 1×40 W, GZ10
 586 lm, 2900 K
 230 V
 ⌀160 ⇄65 ↗105 mm
 EAN 4000870 601341
601.34



Zylino
 incl. 2×40 W, GZ10
 2×586 lm, 2900 K
 230 V
 ⌀105 ⇄265 ↗65 mm
 EAN 4000870 601358
601.35



Zylino
 incl. 3×40 W, GZ10
 3×586 lm, 2900 K
 230 V
 ⌀105 ⇄465 ↗65 mm
 EAN 4000870 601365
601.36



Zylino
 incl. 4×40 W, GZ10
 4×586 lm, 2900 K
 230 V
 ⌀105 ⇄265 ↗265 mm
 EAN 4000870 601372
601.37



Brushed iron/White Metal/Glass
 Acero Mate/Blanco Metal/Cristal
 Ferro spazzolato/Bianco Metallo/Vetro
 800.44



Wolbi
 incl. 1×40 W, GZ10
 586 lm, 2900 K
 230 V
 ⌀160 ⇄65 ↗105 mm
 EAN 4000870 601464
601.46



Wolbi
 incl. 2×40 W, GZ10
 2×586 lm, 2900 K
 230 V
 ⌀105 ⇄265 ↗65 mm
 EAN 4000870 601471
601.47



Wolbi
 incl. 3×40 W, GZ10
 3×586 lm, 2900 K
 230 V
 ⌀105 ⇄465 ↗65 mm
 EAN 4000870 601488
601.48



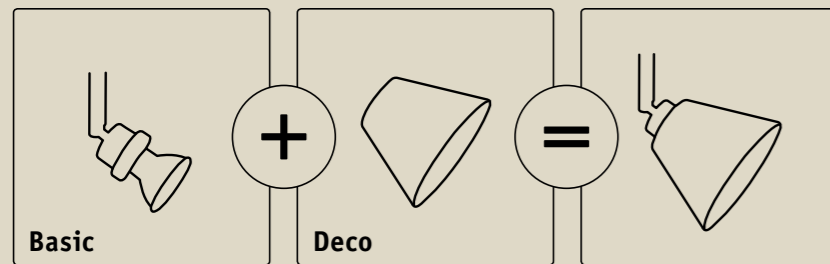
Wolbi
 incl. 4×40 W, GZ10
 4×586 lm, 2900 K
 230 V
 ⌀105 ⇄265 ↗265 mm
 EAN 4000870 601495
601.49



601.04 + 600.06

600.13 + 600.94

Combine your own personal lighting system
 Combine usted mismo su sistema de luz personal
 Scegliete voi stessi le combinazioni per il vostro sistema d'illuminazione personalizzato



Variety for the individual taste or complete luminaire families in one design style – this is what DecoSystems offers.

The luminaire base, as single-, double-, triple- or quadruple spotlight with various metal surfaces and lighting equipment, can be combined as pleased with decorative shades in numerous shapes, colours and materials. The shades, by the way, also fit on DecoSystems rail and cable systems.

Variedad para el gusto individual o familias completas de lámparas con una impronta reconocible de diseño: eso le ofrece DecoSystems.

Las bases de lámpara con uno, dos, tres o cuatro focos con diferentes superficies metálicas y tecnologías de iluminación pueden combinarse a voluntad con pantallas decorativas en múltiples formas, colores y materiales. Las pantallas pueden utilizarse también, por lo demás, en los sistemas de raíles y cables DecoSystems.


La soluzione ideale per i singoli gusti o intere gamme di lampadine con un design unico – questo è ciò che vi offre DecoSystems.

Basi delle lampade con una, due, tre o quattro portalampe, diverse superfici in metallo e soluzioni illuminotecniche, combinabili con paralumi decorativi di diverse forme, colori e materiali. Inoltre i decori sono adatti anche sui sistemi a filo e binario DecoSystems.



Chrome Metal
 Cromo Metal
 Cromo Metallo

800.44



Deco □ = 106-107



Brushed iron Metal
 Acero Mate Metal
 Ferro spazzolato Metallo

800.44



Deco □ = 106-107



DecoSystems

incl. 1x40 W, GZ10
 586 lm, 2900 K
 230 V
 ⌀160 ⇄65 ↗100 mm
 EAN 4000870 600948
600.94



DecoSystems

incl. 2x40 W, GZ10
 2x586 lm, 2900 K
 230 V
 ⌀100 ⇄265 ↗65 mm
 EAN 4000870 600955
600.95



DecoSystems

incl. 3x40 W, GZ10
 3x586 lm, 2900 K
 230 V
 ⌀100 ⇄465 ↗65 mm
 EAN 4000870 600962
600.96



DecoSystems

incl. 4x40 W, GZ10
 4x586 lm, 2900 K
 230 V
 ⌀100 ⇄265 ↗265 mm
 EAN 4000870 600979
600.97



DecoSystems

incl. 1x40 W, GZ10
 586 lm, 2900 K
 230 V
 ⌀160 ⇄65 ↗100 mm
 EAN 4000870 601020
601.02



DecoSystems

incl. 2x40 W, GZ10
 2x586 lm, 2900 K
 230 V
 ⌀100 ⇄265 ↗65 mm
 EAN 4000870 601037
601.03



DecoSystems

incl. 3x40 W, GZ10
 3x586 lm, 2900 K
 230 V
 ⌀100 ⇄465 ↗65 mm
 EAN 4000870 601044
601.04



DecoSystems

incl. 4x40 W, GZ10
 4x586 lm, 2900 K
 230 V
 ⌀100 ⇄265 ↗265 mm
 EAN 4000870 601051
601.05



**Zyli**

max. 50 W
 ⌀80 ø70 mm
 EAN 4000870 600047
600.04

Opal Glass
 Blanco Cristal
 Bianco Vetro

Zyli

max. 50 W
 ⌀80 ø70 mm
 EAN 4000870 600054
600.05

White/Black Glass
 Blanco/Negro Cristal
 Bianco/Nero Vetro

Zyli

max. 50 W
 ⌀80 ø70 mm
 EAN 4000870 600535
600.53

Opal/Black Glass
 Opal/Negro Cristal
 Opale/Nero Vetro

**Wolbi**

max. 50 W
 ⌀80 ø90 mm
 EAN 4000870 600108
600.10

Chrome Metal
 Cromo Metal
 Cromo Metallo

Wolbi

max. 50 W
 ⌀80 ø90 mm
 EAN 4000870 600115
600.11

Dichroic Glass
 Dicroico Cristal
 Dicroico Vetro

Wolbi

max. 50 W
 ⌀80 ø90 mm
 EAN 4000870 600160
600.16

Black Glass
 Negro Cristal
 Nero Vetro

**Zyli**

max. 50 W
 ⌀80 ø70 mm
 EAN 4000870 600542
600.54

Opal Glass
 Opal Cristal
 Opale Vetro

Zyli

max. 50 W
 ⌀80 ø70 mm
 EAN 4000870 600061
600.06

Brown Glass
 Marrón Cristal
 Marrone Vetro

Wolbi

max. 50 W
 ⌀80 ø90 mm
 EAN 4000870 600566
600.56

Beige Ceramic
 Beige Cerámica
 Beige Ceramica

**Kegi**

max. 50 W
 ⌀80 ø110 mm
 EAN 4000870 600122
600.12

White Glass
 Blanco Cristal
 Bianco Vetro

Kegi

max. 50 W
 ⌀80 ø110 mm
 EAN 4000870 600139
600.13

White/Black Glass
 Blanco/Negro Cristal
 Bianco/Nero Vetro

Kegi

max. 50 W
 ⌀80 ø110 mm
 EAN 4000870 600146
600.14

White/Black Glass
 Blanco/Negro Cristal
 Bianco/Nero Vetro

**Wolbi**

max. 50 W
 ⌀80 ø90 mm
 EAN 4000870 600078
600.07

White Glass
 Blanco Cristal
 Bianco Vetro

Wolbi

max. 50 W
 ⌀80 ø90 mm
 EAN 4000870 600085
600.08

White Metal
 Blanco Metal
 Bianco Metallo

Wolbi

max. 50 W
 ⌀80 ø90 mm
 EAN 4000870 600092
600.09

White/Alu Metal
 Blanco/Aluminio Metal
 Bianco/Alluminio Metallo

**Quad**

max. 50 W
 ⌀80 ø75 mm
 EAN 4000870 600153
600.15

White Glass
 Blanco Cristal
 Bianco Vetro

Wolbi

max. 50 W
 ⌀70 ø90 mm
 EAN 4000870 600559
600.55

Opal Glass
 Opal Cristal
 Opale Vetro



Black/Chrome Metal
 Negro/Cromo Metal
 Nero/Cromo Metallo
 800.36



Turn
 incl. 1×40 W, GU10
 375 lm, 2900 K
 \sphericalangle 30°, 900 cd
 230 V
 \varnothing140 \varnothing98 \varnothing150 mm
 EAN 4000870 602331
602.33 new



Turn
 incl. 2×40 W, GU10
 2×375 lm, 2900 K
 \sphericalangle 30°, 900 cd
 230 V
 \varnothing140 \varnothing400 \varnothing98 mm
 EAN 4000870 602348
602.34 new



Turn
 incl. 4×40 W, GU10
 4×375 lm, 2900 K
 \sphericalangle 30°, 900 cd
 230 V
 \varnothing140 \varnothing680 \varnothing98 mm
 EAN 4000870 602355
602.35 new



Turn
 incl. 6×40 W, GU10
 6×375 lm, 2900 K
 \sphericalangle 30°, 900 cd
 230 V
 \varnothing220 \varnothing1810 \varnothing98 mm
 EAN 4000870 602362
602.36 new



White/Chrome Metal
 Blanco/Cromo Metal
 Bianco/Cromo Metallo
 800.36



Turn
 incl. 1×40 W, GU10
 375 lm, 2900 K
 \sphericalangle 30°, 900 cd
 230 V
 \varnothing140 \varnothing98 \varnothing150 mm
 EAN 4000870 602379
602.37 new



Turn
 incl. 2×40 W, GU10
 2×375 lm, 2900 K
 \sphericalangle 30°, 900 cd
 230 V
 \varnothing140 \varnothing400 \varnothing98 mm
 EAN 4000870 602386
602.38 new



Turn
 incl. 4×40 W, GU10
 4×375 lm, 2900 K
 \sphericalangle 30°, 900 cd
 230 V
 \varnothing140 \varnothing680 \varnothing98 mm
 EAN 4000870 602393
602.39 new



Turn
 incl. 6×40 W, GU10
 6×375 lm, 2900 K
 \sphericalangle 30°, 900 cd
 230 V
 \varnothing220 \varnothing1810 \varnothing98 mm
 EAN 4000870 602409
602.40 new



Brushed iron Metal
 Acero Mate Metal
 Ferro spazzolato Metallo
 836.56



Techno
 incl. 1×50 W, GU10
 347 lm, 2900 K
 \sphericalangle 35°, 800 cd
 230 V
 \varnothing80 \varnothing95 \varnothing185 mm
 EAN 4000870 661680
661.68



Techno
 incl. 2×50 W, GU10
 2×347 lm, 2900 K
 \sphericalangle 35°, 800 cd
 230 V
 \varnothing185 \varnothing290 \varnothing95 mm
 EAN 4000870 661697
661.69




Techno
 incl. 3×50 W, GU10
 3×347 lm, 2900 K
 \sphericalangle 35°, 800 cd
 230 V
 \varnothing185 \varnothing390 \varnothing95 mm
 EAN 4000870 661703
661.70



Techno
 incl. 4×50 W, GU10
 4×347 lm, 2900 K
 \sphericalangle 35°, 800 cd
 230 V
 \varnothing185 \varnothing630 \varnothing95 mm
 EAN 4000870 661710
661.71



Techno
 incl. 4×50 W, GU10
 4×347 lm, 2900 K
 \sphericalangle 35°, 800 cd
 230 V
 \varnothing185 \varnothing320 \varnothing320 mm
 EAN 4000870 661727
661.72



Alu/Chrome Plastic
 Aluminio/Cromo Plástico
 Alluminio/Cromo Plastica
 836.56



Montana
 incl. 1×50 W, GU10
 347 lm, 2900 K
 \sphericalangle 35°, 800 cd
 230 V
 \varnothing100 \leftrightarrow100 \varnothing130 mm
 EAN 4000870 662267
662.26

Montana
 incl. 2×50 W, GU10
 2×347 lm, 2900 K
 \sphericalangle 35°, 800 cd
 230 V
 \varnothing100 \leftrightarrow370 \varnothing150 mm
 EAN 4000870 662250
662.25

Montana
 incl. 3×50 W, GU10
 3×347 lm, 2900 K
 \sphericalangle 35°, 800 cd
 230 V
 \varnothing100 \leftrightarrow600 \varnothing150 mm
 EAN 4000870 662243
662.24



Brushed nickel Metal
 Niquel satinado Metal
 Color nichel spazzolato Metallo
 836.56



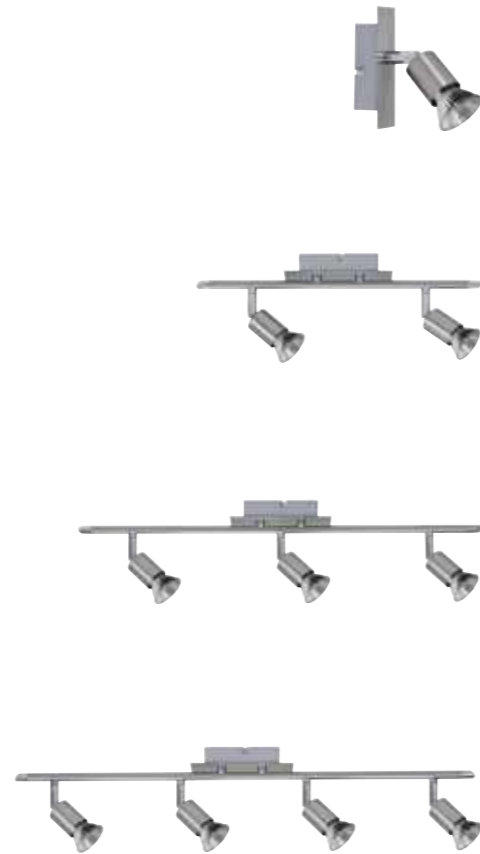
Tinka
 incl. 1×50 W, GU10
 347 lm, 2900 K
 \sphericalangle 35°, 800 cd
 230 V
 \varnothing100 \leftrightarrow100 \varnothing160 mm
 EAN 4000870 665954
665.95

Tinka
 incl. 2×50 W, GU10
 2×347 lm, 2900 K
 \sphericalangle 35°, 800 cd
 230 V
 \varnothing160 \leftrightarrow260 \varnothing55 mm
 EAN 4000870 665961
665.96

Tinka
 incl. 3×50 W, GU10
 3×347 lm, 2900 K
 \sphericalangle 35°, 800 cd
 230 V
 \varnothing160 \leftrightarrow400 \varnothing55 mm
 EAN 4000870 665978
665.97



Brushed iron Metal
 Acero Mate Metal
 Ferro spazzolato Metallo
 836.42



Georgia
 incl. 1×50 W, GU10
 296 lm, 2900 K
 \sphericalangle 30°, 700 cd
 230 V
 \varnothing125 \leftrightarrow55 \varnothing75 mm
 EAN 4000870 663639
663.63

Georgia
 incl. 2×50 W, GU10
 2×296 lm, 2900 K
 \sphericalangle 30°, 700 cd
 230 V
 \varnothing100 \leftrightarrow396 \varnothing55 mm
 EAN 4000870 663646
663.64

Georgia
 incl. 3×50 W, GU10
 3×296 lm, 2900 K
 \sphericalangle 30°, 700 cd
 230 V
 \varnothing100 \leftrightarrow600 \varnothing55 mm
 EAN 4000870 663653
663.65

Georgia
 incl. 4×50 W, GU10
 4×296 lm, 2900 K
 \sphericalangle 30°, 700 cd
 230 V
 \varnothing100 \leftrightarrow675 \varnothing55 mm
 EAN 4000870 663660
663.66



Brushed brass Metal
 Latón mateado Metal
 Ottone spazzolato Metallo
 836.56



Tinka
 incl. 1×50 W, GU10
 347 lm, 2900 K
 \sphericalangle 35°, 800 cd
 230 V
 \varnothing100 \leftrightarrow100 \varnothing160 mm
 EAN 4000870 665992
665.99

Tinka
 incl. 2×50 W, GU10
 2×347 lm, 2900 K
 \sphericalangle 35°, 800 cd
 230 V
 \varnothing160 \leftrightarrow260 \varnothing55 mm
 EAN 4000870 666005
666.00

Tinka
 incl. 3×50 W, GU10
 3×347 lm, 2900 K
 \sphericalangle 35°, 800 cd
 230 V
 \varnothing160 \leftrightarrow400 \varnothing55 mm
 EAN 4000870 666012
666.01



White Metal
 Blanco Metal
 Bianco Metallo
 836.42



Teja
 incl. 1×50 W, GU10
 296 lm, 2900 K
 \sphericalangle 30°, 700 cd
 230 V
 \varnothing100 \varnothing52 \varnothing120 mm
 EAN 4000870 663073
663.07



Teja
 incl. 2×50 W, GU10
 2×296 lm, 2900 K
 \sphericalangle 30°, 700 cd
 230 V
 \varnothing120 \varnothing308 \varnothing52 mm
 EAN 4000870 663110
663.11



Teja
 incl. 3×50 W, GU10
 3×296 lm, 2900 K
 \sphericalangle 30°, 700 cd
 230 V
 \varnothing120 \varnothing500 \varnothing52 mm
 EAN 4000870 663134
663.13

Teja
 incl. 4×50 W, GU10
 4×296 lm, 2900 K
 \sphericalangle 30°, 700 cd
 230 V
 \varnothing120 \varnothing250 \varnothing250 mm
 EAN 4000870 663158
663.15




Nickel satinised Metal
 Níquel satinado Metal
 Nichel satinatoq Metallo
 836.42



Teja
 incl. 1×50 W, GU10
 296 lm, 2900 K
 \sphericalangle 30°, 700 cd
 230 V
 \varnothing100 \varnothing52 \varnothing120 mm
 EAN 4000870 663080
663.08




Teja Flex
 incl. 1×50 W, GU10
 296 lm, 2900 K
 \sphericalangle 30°, 700 cd
 230 V
 \varnothing100 \varnothing52 \varnothing350 mm
 EAN 4000870 663103
663.10




Teja
 incl. 2×50 W, GU10
 2×296 lm, 2900 K
 \sphericalangle 30°, 700 cd
 230 V
 \varnothing120 \varnothing308 \varnothing52 mm
 EAN 4000870 663127
663.12



Teja
 incl. 3×50 W, GU10
 3×296 lm, 2900 K
 \sphericalangle 30°, 700 cd
 230 V
 \varnothing120 \varnothing500 \varnothing52 mm
 EAN 4000870 663141
663.14



Alu/Wood Metal/Wood
 Aluminio/Madera Metal/Madera
 Alluminio/Legno Metallo/Legno
 836.56



Hilke
 incl. 1×50 W, GU10
 347 lm, 2900 K
 \sphericalangle 35°, 800 cd
 230 V
 \varnothing235 \varnothing80 \varnothing140 mm
 EAN 4000870 662113
662.11



Hilke
 incl. 2×50 W, GU10
 2×347 lm, 2900 K
 \sphericalangle 35°, 800 cd
 230 V
 \varnothing140 \varnothing380 \varnothing90 mm
 EAN 4000870 662120
662.12



Hilke
 incl. 3×50 W, GU10
 3×347 lm, 2900 K
 \sphericalangle 35°, 800 cd
 230 V
 \varnothing140 \varnothing590 \varnothing110 mm
 EAN 4000870 662137
662.13



Rusty Iron Metal/Glass
 Rusty Iron Metal/Cristal
 Rusty Iron Metallo/Vetro
 800.32



Classico
 incl. 1×42 W, G9
 625 lm, 2800 K
 230 V
 \varnothing105 \varnothing80 \varnothing115 mm
 EAN 4000870 601747
601.74



Classico
 incl. 2×42 W, G9
 2×625 lm, 2800 K
 230 V
 \varnothing130 \varnothing350 \varnothing80 mm
 EAN 4000870 601754
601.75



Classico
 incl. 3×42 W, G9
 3×625 lm, 2800 K
 230 V
 \varnothing130 \varnothing310 \varnothing310 mm
 EAN 4000870 601761
601.76



Classico
 incl. 4×42 W, G9
 4×625 lm, 2800 K
 230 V
 \varnothing130 \varnothing700 \varnothing80 mm
 EAN 4000870 601778
601.77



Chrome Metal/Glass
 Cromo Metal/Cristal
 Cromo Metallo/Vetro
 800.32

**Yasmin**

incl. 1×42 W, G9
 625 lm, 2800 K
 230 V
 ⌀120 ⇄80 ↗155 mm
 EAN 4000870 601709
601.70

**Yasmin**


incl. 3×42 W, G9
 3×625 lm, 2800 K
 230 V
 ⌀140 ⇄280 ↗280 mm
 EAN 4000870 601716
601.71

**Yasmin**

incl. 4×42 W, G9
 4×625 lm, 2800 K
 230 V
 ⌀145 ⇄715 ↗100 mm
 EAN 4000870 601723
601.72

**Yasmin**

incl. 6×42 W, G9
 6×625 lm, 2800 K
 230 V
 ⌀190 ⇄1830 ↗100 mm
 EAN 4000870 601730
601.73




Nickel satinised/Orange Metal/Ceramic
 Níquel satinado/Naranja Metal/Cerámica
 Nichel satinatoq/Arancione Metallo/Ceramica
 800.32

**Maranta**


incl. 1×42 W, G9
 625 lm, 2800 K
 230 V
 ⌀70 ⇄70 ↗120 mm
 EAN 4000870 660430
660.43

**Maranta**

incl. 2×42 W, G9
 2×625 lm, 2800 K
 230 V
 ⌀140 ⇄380 ↗70 mm
 EAN 4000870 660447
660.44

**Maranta**

incl. 3×42 W, G9
 3×625 lm, 2800 K
 230 V
 ⌀140 ⇄530 ↗70 mm
 EAN 4000870 660454
660.45

**Maranta**

incl. 4×42 W, G9
 4×625 lm, 2800 K
 230 V
 ⌀140 ⇄720 ↗100 mm
 EAN 4000870 660461
660.46



Nickel satinised/Satin Metal/Glass
 Níquel satinado/Satinada Metal/Cristal
 Nichel satinatoq/Satinato Metallo/Vetro
 800.32

**Astrid**

incl. 1×42 W, G9
 625 lm, 2800 K
 230 V
 ⌀100 ⇄50 ↗90 mm
 EAN 4000870 663356
663.35

**Astrid Flex**

incl. 1×42 W, G9
 625 lm, 2800 K
 230 V
 ⌀100 ⇄50 ↗225 mm
 EAN 4000870 663370
663.37



Nickel satinised/Glass dichroic Metal/Glass
 Níquel satinado/Cristal dicróico Metal/Cristal
 Nichel satinatoq/Vetro dicróico Metallo/Vetro
 800.32

**Hoya**

incl. 1×42 W, G9
 625 lm, 2800 K
 230 V
 ⌀100 ⇄100 ↗110 mm
 EAN 4000870 660294
660.29

**Hoya**

incl. 2×42 W, G9
 2×625 lm, 2800 K
 230 V
 ⌀110 ⇄260 ↗75 mm
 EAN 4000870 660300
660.30

**Hoya**

incl. 3×42 W, G9
 3×625 lm, 2800 K
 230 V
 ⌀110 ⇄420 ↗75 mm
 EAN 4000870 666043
666.04

**Hoya**

incl. 4×42 W, G9
 4×625 lm, 2800 K
 230 V
 ⌀110 ⇄220 ↗220 mm
 EAN 4000870 666050
666.05



Wire

117 AirLED
122 Halogen 12V



117 AirLED



126 HaloLED

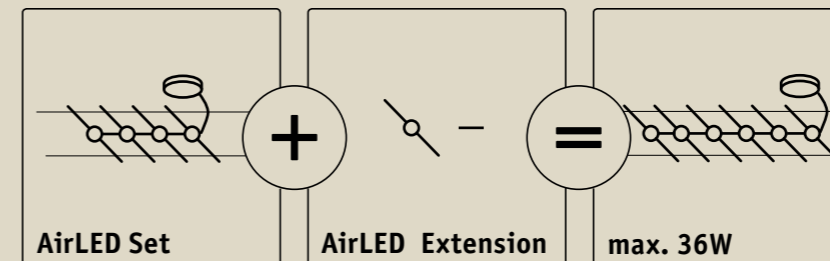


www.paulmann.com/airled/all

Combine your own personal lighting system

Combine usted mismo su sistema de luz personal

Scegliete voi stessi le combinazioni per il vostro sistema d'illuminazione personalizzato



AirLED – The floating wire system

The LED wire system AirLED appears to float in the air, offering a brilliant display of light. Its delicate design makes it suitable for virtually any ambience. An inconspicuous, high-strength wire securely supports the spots, creating the illusion of spots floating in space. Power is supplied through thin, barely noticeable aluminium piping. The assortment is rounded out by three highly refined spots and two pendants.


AirLED – El sistema flotante de cables tendidos

El sistema AirLED de cable tendido de LEDs flota en la habitación y ofrece efectos radiantes. La filigrana de su diseño permite adaptarlo a casi toda situación ambiental. El fuerte cable tendido pasa casi desapercibido, pero sostiene los focos con toda seguridad. Así, estos dan la impresión de flotar en la habitación. La corriente circula por un delgado y discreto tubo de aluminio. El surtido se completa con dos péndulos y tres focos de diseño de alta calidad.

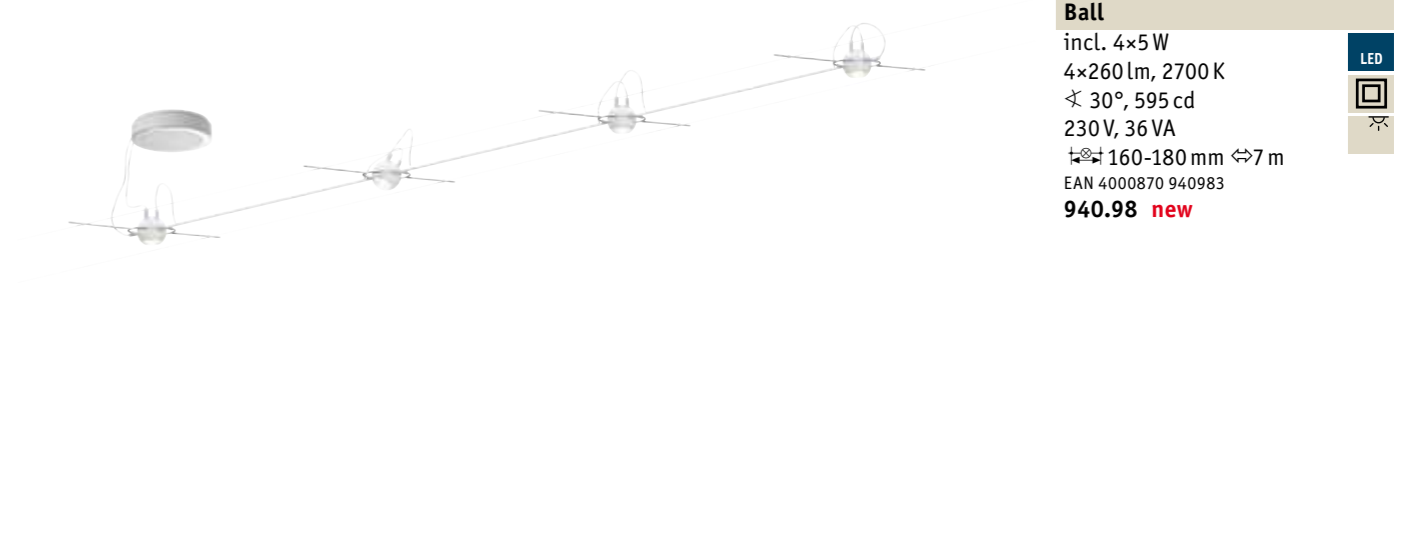
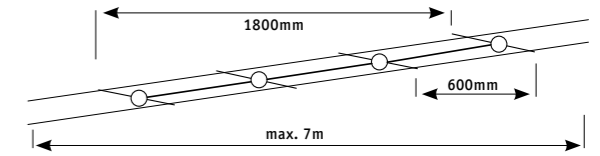
AirLED – il sistema sospeso a un filo

Il sistema a filo LED AirLED rimane sospeso, illuminando gradevolmente gli ambienti. Con il suo design sottilissimo si adegua praticamente a qualsiasi condizione e spazio. Il filo di supporto discreto, ma ultrasensibile, fornisce un sostegno sicuro agli spot luminosi, che sembrano sospesi in aria. La corrente scorre attraverso sottili tubi di alluminio appena percettibili. Tre spot di alto design e due lampade a sospensione completano l'assortimento.







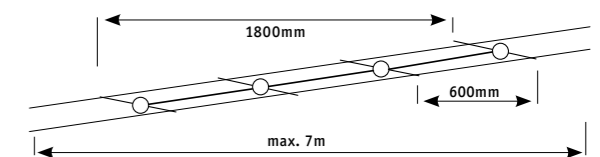
White Metal
Blanco Metal
Bianco Metallo



Ball
incl. 4x5 W
4x260 lm, 2700 K
∠ 30°, 595 cd
230 V, 36 VA
H 160-180 mm ⇄ 7 m
EAN 4000870 940983
940.98 new




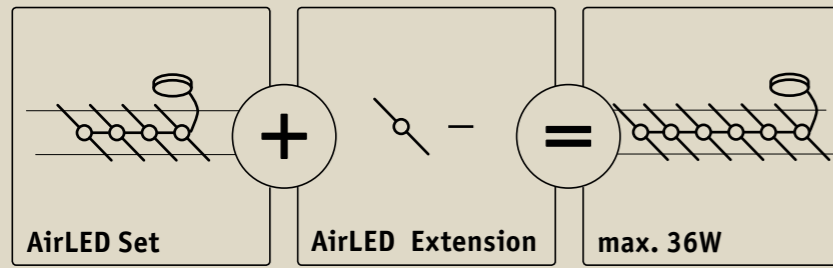
White Metal
Blanco Metal
Bianco Metallo



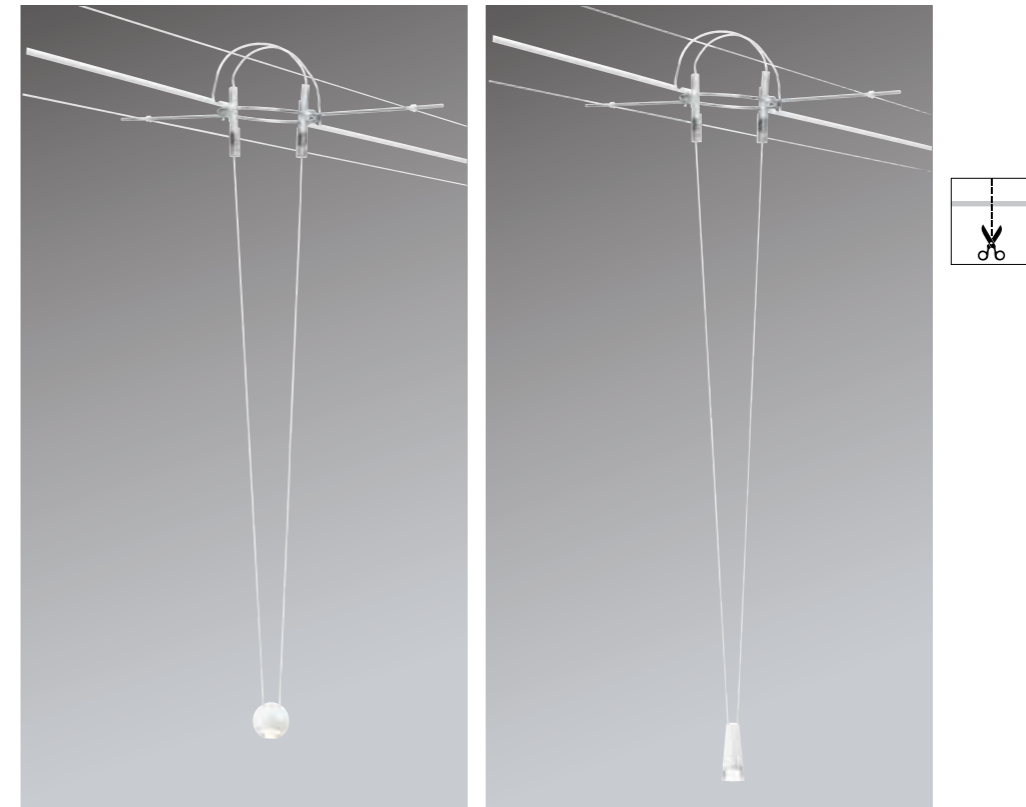
Drum
incl. 4x3 W
4x140 lm, 2700 K
∠ 30°, 520 cd
230 V, 36 VA
H 160-180 mm ⇄ 7 m
EAN 4000870 940990
940.99 new




Combine your own personal lighting system
 Combine usted mismo su sistema de luz personal
 Scegliete voi stessi le combinazioni per il vostro sistema d'illuminazione personalizzato



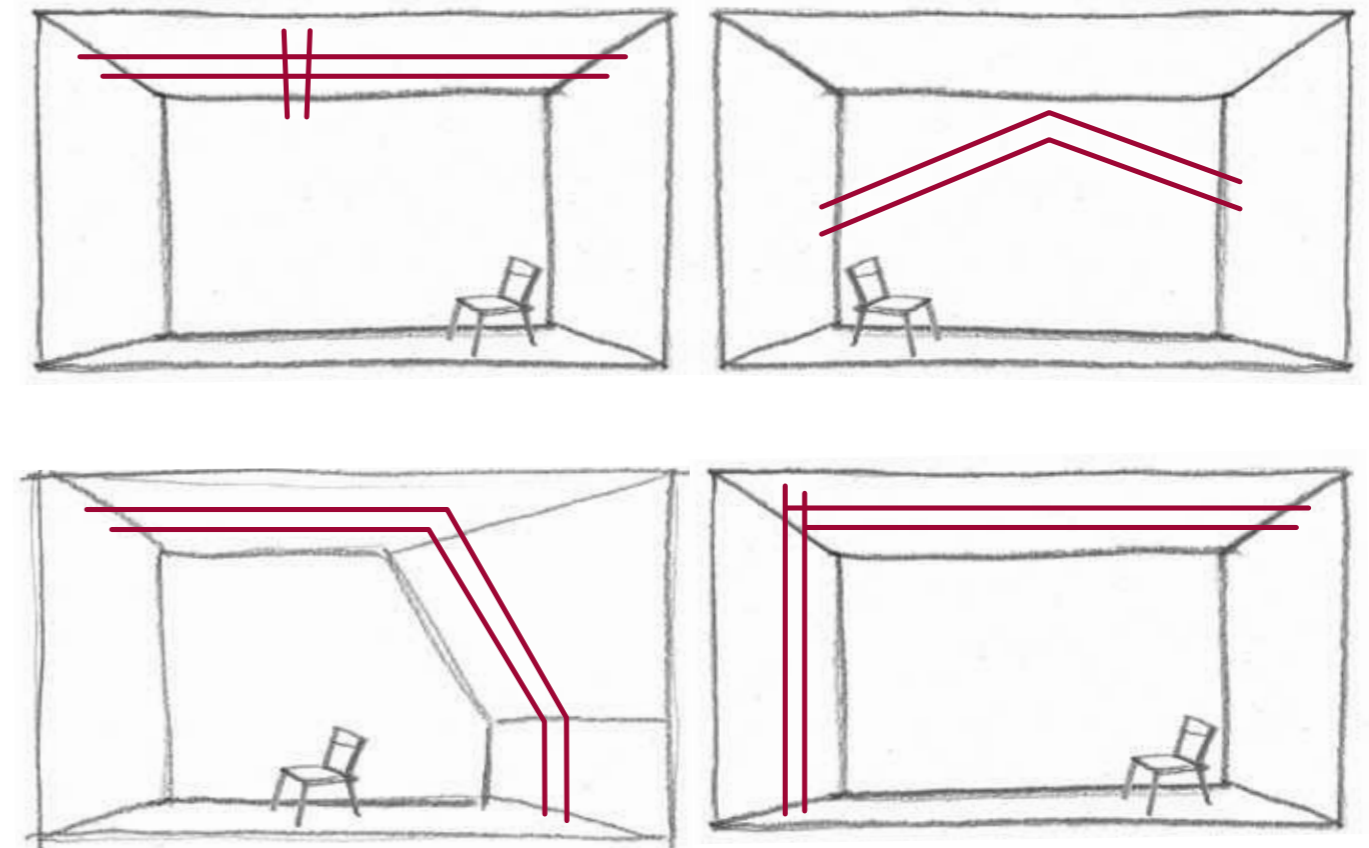
Ball	Drum	Lense
incl. 1x5 W 260 lm, 2700 K ∠ 30°, 595 cd ±160-180 ∓45 ↔300 ↗98 mm EAN 4000870 941003 941.00 new	incl. 1x3 W 140 lm, 2700 K ∠ 30°, 520 cd ±160-180 ∓70 ↔300 ↗98 mm EAN 4000870 941010 941.01 new	incl. 1x3 W 180 lm, 2700 K ±160-180 ∓25 ↔300 ↗170 mm EAN 4000870 941027 941.02 new
<ul style="list-style-type: none"> White Metal Blanco Metal Bianco Metallo 	<ul style="list-style-type: none"> White Metal Blanco Metal Bianco Metallo 	<ul style="list-style-type: none"> White Metal Blanco Metal Bianco Metallo



Ball	Drum
incl. 1x5 W 260 lm, 2700 K ∠ 30°, 595 cd ±160-180 ∓45 ∓1500 cm ↔300 mm ↗98 mm EAN 4000870 941034 941.03 new	incl. 1x3 W 140 lm, 2700 K ∠ 30°, 520 cd ±160-180 ∓70 ∓1500 cm ↔300 mm ↗98 mm EAN 4000870 941041 941.04 new
<ul style="list-style-type: none"> White Metal Blanco Metal Bianco Metallo 	<ul style="list-style-type: none"> White Metal Blanco Metal Bianco Metallo



Connector 30cm	Connector 60cm
∅4 ↔300 mm EAN 4000870 940846 940.84 new	∅4 ↔600 mm EAN 4000870 940853 940.85 new
<ul style="list-style-type: none"> White Metal Blanco Metal Bianco Metallo 	<ul style="list-style-type: none"> White Metal Blanco Metal Bianco Metallo



Wire systems are the most convenient way to display your own four walls in a favourable light. The installation of the conductive wires is totally effortless and, due to 12 V technology, safer and easier than conventional 230 V fixtures. Even for difficult spaces (e. g. slanted ceilings or connections around corners) wire systems offer solutions. Using diverters (not included) complete living areas can be thoroughly illuminated with one single installation. Over 50 different sets are available to meet every interior design taste. The diversity of the fixtures available offer perfect solutions to all kinds of lighting needs: Directed light for object accentuation, as well as soft dispersed light for an even general illumination. Indirect lighting effects can be created, as well as pendulum lighting suspended over working surfaces or dinner tables.

Los sistemas de cables son una solución flexible para proporcionar una iluminación adecuada a su casa. La colocación de los cables electricados puede realizarse sin problemas y gracias a la tecnología moderna de 12 V, es mucho más segura y fácil que las instalaciones tradicionales de 230 V. Incluso en situaciones arquitectónicas complejas (p.ej., techos inclinados o conexiones angulares), el sistema de cables ofrece soluciones de iluminación ideales. Al utilizar divisores (accesorio adicional), pueden iluminarse totalmente espacios de vivienda con una única instalación. Con más de 50 sets completos diferentes, es fácil satisfacer cualquier estilo decorativo. La diversidad de lámparas disponibles ofrece una solución adecuada para cualquier exigencia: se consigue tanto una luz dirigida para la iluminación individual de objetos como una distribución suave de la luz para un alumbrado básico uniforme. También pueden lograrse acentos luminosos indirectos así como efectos de luz de lámparas suspendidas para la iluminación de áreas de trabajo o mesas de comedor.

I sistemi a cavi rappresentano una soluzione flessibile per mettere in giusta luce le proprie quattro mura. La posa dei cavi conduttori di corrente può essere effettuata senza problemi, e grazie alla moderna tecnologia da 12 V è più sicura e nettamente più semplice delle tradizionali installazioni da 230 V. Anche in caso di situazioni di spazio difficili (per esempio soffitti inclinati oppure collegamenti ad angolo), i sistemi a cavi offrono soluzioni d'illuminazione ideali. Utilizzando deviatori (disponibili come accessori) è possibile illuminare ampiamente anche completi spazi abitabili con solo un'unica installazione. Con oltre cinquanta set completi diversi, è possibile soddisfare qualsiasi gusto d'arredamento. La molteplicità degli apparecchi d'illuminazione a disposizione offre la giusta soluzione per ogni esigenza: è possibile sia la luce diretta per l'illuminazione individuale dell'oggetto, sia la luce diffusa per un'illuminazione uniforme generale. Sono realizzabili anche accenti di luce indiretta nonché effetti di luce mediante lampade sospese per l'illuminazione di superfici di lavoro oppure di tavoli da pranzo.



Chrome Metal
Cromo Metal
Cromo Metallo



18,5-60cm

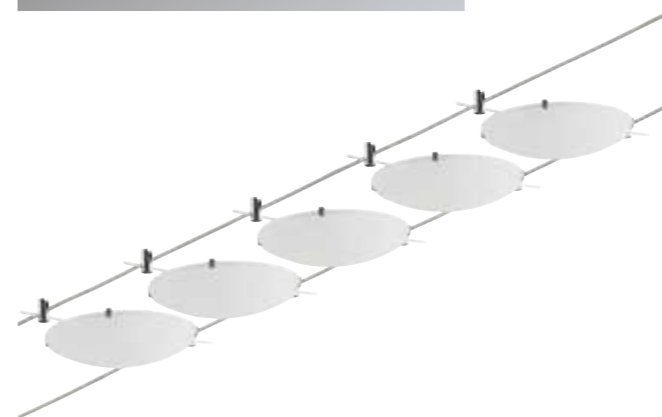


TeleComet I

incl. 4x35 W, GU5,3
4x413 lm, 2900 K
38°, 1100 cd
230/12 V, 150 VA
160 mm 2,5 mm² ⇔ 10 m
EAN 4000870 940624
940.62
832.64



Chrome Metal/Glass
Cromo Metal/Cristal
Cromo Metallo/Vetro



Cup

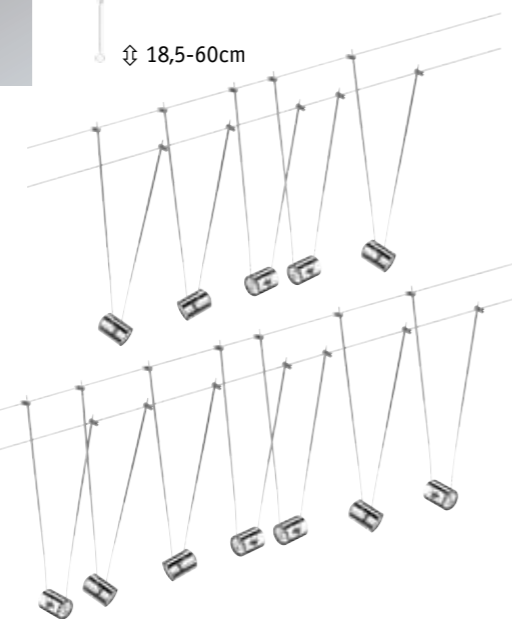
incl. 5x20 W, G4
5x254 lm, 2900 K
230/12 V, 105 VA
160 mm 2,5 mm² ⇔ 10 m
EAN 4000870 940648
940.64
831.17



Chrome Metal
Cromo Metal
Cromo Metallo



18,5-60cm



TeleComet II

incl. 5x20 W, GU4
5x205 lm, 2900 K
30°, 470 cd
230/12 V, 105 VA
160 mm 2,5 mm² ⇔ 10 m
EAN 4000870 940594
940.59 new
832.47



TeleComet II

incl. 7x20 W, GU4
7x205 lm, 2900 K
30°, 470 cd
230/12 V, 150 VA
160 mm 2,5 mm² ⇔ 12 m
EAN 4000870 940631
940.63
832.47



Chrome Metal/Glass
Cromo Metal/Cristal
Cromo Metallo/Vetro



Globe

incl. 5x20 W, GU4
5x280 lm, 2900 K
230/12 V, 105 VA
160 mm 2,5 mm² ⇔ 10 m
EAN 4000870 940655
940.65
832.33





Chrome matt Metal/Glass
 Cromo mate Metal/Cristal
 Cromo opaco Metallo/Vetro



Globe


incl. 7x20 W, GU4
 7x280 lm, 2900 K
 230/12 V, 150 VA
 160 mm 4 mm² ⇔ 12 m
 EAN 4000870 940662



940.66 new
 832.33



Chrome Metal
 Cromo Metal
 Cromo Metallo



Movie

incl. 4x35 W, GU4
 4x365 lm, 2900 K
 30°, 960 cd
 230/12 V, 150 VA
 160 mm 2,5 mm² ⇔ 10 m
 EAN 4000870 940747



940.74
 832.48

Movie


incl. 8x35 W, GU4
 8x365 lm, 2900 K
 30°, 960 cd
 230/12 V, 300 VA
 160 mm 4 mm² ⇔ 12 m
 EAN 4000870 940716



940.71
 832.48



Chrome matt Metal
 Cromo mate Metal
 Cromo opaco Metallo




HaloLED


incl. 4x20 W / 3x1,5 W, GU4
 4x167 lm, 2900 K
 30°, 500 cd
 230/12 V, 105 VA
 160 mm 2,5 mm² ⇔ 12 m
 EAN 4000870 940709



940.70
 832.13



Chrome matt Metal/Glass
 Cromo mate Metal/Cristal
 Cromo opaco Metallo/Vetro



Outline


incl. 3x (2x20 W) /
 2x (2x20 W), GU4/G4
 3x (2x205 lm) / 2x (2x254 lm),
 2900 K
 230/12 V, 210 VA
 160 mm 2,5 mm² ⇔ 10 m
 EAN 4000870 940723



940.72
 832.47
 831.17



Chrome Metal
 Cromo Metal
 Cromo Metallo



Sphere 200

incl. 5x (2x20 W), GU4
 5x 2x205 lm, 2900 K
 \sphericalangle 30°, 470 cd
 230/12 V, 210 VA
 160 mm 4 mm² ⇄ 10 m
 EAN 4000870 976159
976.15
 832.47



Sphere 300

incl. 7x (2x20 W), GU4
 7x 2x205 lm, 2900 K
 \sphericalangle 30°, 470 cd
 230/12 V, 300 VA
 160 mm 4 mm² ⇄ 12 m
 EAN 4000870 978702
978.70
 832.47



Chrome matt Metal
 Cromo mate Metal
 Cromo opaco Metallo



EasyPower 210

incl. 4x50 W, GU5,3
 4x675 lm, 2900 K
 \sphericalangle 38°, 1800 cd
 230/12 V, 210 VA
 160 mm 4 mm² ⇄ 12 m
 EAN 4000870 974872
974.87
 832.05



EasyPower 300

incl. 6x50 W, GU5,3
 6x675 lm, 2900 K
 \sphericalangle 38°, 1800 cd
 230/12 V, 300 VA
 160 mm 4 mm² ⇄ 12 m
 EAN 4000870 974889
974.88
 832.05



Chrome matt Metal
 Cromo mate Metal
 Cromo opaco Metallo



Spice Ginger 210

incl. 5x (2x20 W), GU4
 5x 2x177 lm, 2900 K
 \sphericalangle 30°, 730 cd
 230/12 V, 210 VA
 160 mm 4 mm² ⇄ 10 m
 EAN 4000870 974841
974.84
 838.26



Spice Ginger 300

incl. 7x (2x20 W), GU4
 7x 2x177 lm, 2900 K
 \sphericalangle 30°, 730 cd
 230/12 V, 300 VA
 160 mm 4 mm² ⇄ 12 m
 EAN 4000870 972465
972.46
 838.26



Alu Metal
 Aluminio Metal
 Alluminio Metallo



Powerline 210

incl. 4x50 W, G53
 4x556 lm, 2900 K
 \sphericalangle 24°, 3500 cd
 230/12 V, 210 VA
 190 mm 4 mm² ⇄ 12 m
 EAN 4000870 974896
974.89
 832.61



Powerline 300

incl. 6x50 W, G53
 6x556 lm, 2900 K
 \sphericalangle 24°, 3500 cd
 230/12 V, 300 VA
 190 mm 4 mm² ⇄ 15 m
 EAN 4000870 971802
971.80
 832.61





Chrome matt Plastic
 Cromo mate Plástico
 Cromo opaco Plastica



Mac² Round 150

incl. 7×20 W, GU4
 7×167 lm, 2900 K
 \sphericalangle 30°, 500 cd
 230/12 V, 150 VA
 \pm 160 mm 4 mm² ⇔ 12 m
 EAN 4000870 978726
978.72
 832.13



Chrome/Beige Alu/Ceramic
 Cromo/Beige
 Aluminio/Cerámica
 Cromo/Beige
 Alluminio/Ceramica



Mix 105

incl. 5×20 W, GU5,3
 5×280 lm, 2900 K
 230/12 V, 105 VA
 \pm 160 mm 2,5 mm² ⇔ 10 m
 EAN 4000870 976111
976.11
 832.53



Chrome matt Metal
 Cromo mate Metal
 Cromo opaco Metallo




Spice Salt 105

incl. 5×20 W, GU5,3
 5×198 lm, 2900 K
 \sphericalangle 38°, 700 cd
 230/12 V, 105 VA
 \pm 160 mm 4 mm² ⇔ 10 m
 EAN 4000870 972519
972.51
 832.00



Chrome matt/Opal Metal/Glass
 Cromo mate/Opal
 Metal/Cristal
 Cromo opaco/Opale
 Metallo/Vetro



Sheela 105

incl. 5×20 W, GU5,3
 5×280 lm, 2900 K
 230/12 V, 105 VA
 \pm 160 mm 2,5 mm² ⇔ 10 m
 EAN 4000870 975329
975.32
 832.53



Sheela 210

incl. 6×35 W, GU5,3
 6×532 lm, 2900 K
 230/12 V, 210 VA
 \pm 160 mm 4 mm² ⇔ 10 m
 EAN 4000870 975336
975.33
 832.60





Black/Opal Metal/Glass
 Negro/Opal Metal/Cristal
 Nero/Opale Metallo/Vetro



Sheela 105

incl. 5x20 W, GU5,3
 5x280 lm, 2900 K
 230/12 V, 105 VA
 160 mm 2,5 mm² ⇔10 m
 EAN 4000870 975350
975.35
 832.53



Sheela 210

incl. 6x35 W, GU5,3
 6x532 lm, 2900 K
 230/12 V, 210 VA
 160 mm 4 mm² ⇔10 m
 EAN 4000870 975367
975.36
 832.60



Chrome matt/White Metal/Glass
 Cromo mate/Blanco Metal/Cristal
 Cromo opaco/Bianco Metallo/Vetro



Wolbi

incl. 5x20 W, GU5,3
 5x280 lm, 2900 K
 230/12 V, 105 VA
 160 mm 2,5 mm² ⇔10 m
 EAN 4000870 940754
940.75
 832.53



600.09 + 940.01



600.04 + 940.01

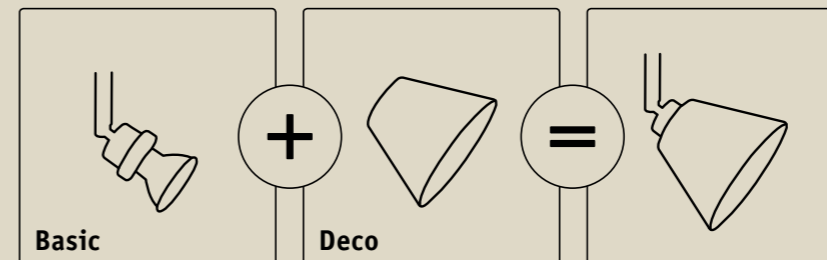


600.55 + 940.01

Combine your own personal lighting system

Combine usted mismo su sistema de luz personal

Scegliete voi stessi le combinazioni per il vostro sistema d'illuminazione personalizzato





Zyli
max. 50 W
∅80 ø70 mm
EAN 4000870 600047
600.04

White Glass
Blanco Cristal
Bianco Vetro

Zyli
max. 50 W
∅80 ø70 mm
EAN 4000870 600054
600.05

White/Black Glass
Blanco/Negro Cristal
Bianco/Nero Vetro

Zyli
max. 50 W
∅80 ø70 mm
EAN 4000870 600535
600.53

Opal/Black Glass
Opal/Negro Cristal
Opale/Nero Vetro



Wolbi
max. 50 W
∅80 ø90 mm
EAN 4000870 600108
600.10

Chrome Metal
Cromo Metal
Cromo Metallo

Wolbi
max. 50 W
∅80 ø90 mm
EAN 4000870 600115
600.11

Dichroic Glass
Dicroico Cristal
Dicroico Vetro

Wolbi
max. 50 W
∅80 ø90 mm
EAN 4000870 600160
600.16

Black Glass
Negro Cristal
Nero Vetro



Zyli
max. 50 W
∅80 ø70 mm
EAN 4000870 600542
600.54

Opal Glass
Opal Cristal
Opale Vetro

Zyli
max. 50 W
∅80 ø70 mm
EAN 4000870 600061
600.06

Brown Glass
Marrón Cristal
Marrone Vetro

Wolbi
max. 50 W
∅80 ø90 mm
EAN 4000870 600566
600.56

Beige Ceramic
Beige Cerámica
Beige Ceramica



Kegi
max. 50 W
∅80 ø110 mm
EAN 4000870 600122
600.12

White Glass
Blanco Cristal
Bianco Vetro

Kegi
max. 50 W
∅80 ø110 mm
EAN 4000870 600139
600.13

White/Black Glass
Blanco/Negro Cristal
Bianco/Nero Vetro

Kegi
max. 50 W
∅80 ø110 mm
EAN 4000870 600146
600.14

White/Black Glass
Blanco/Negro Cristal
Bianco/Nero Vetro



Wolbi
max. 50 W
∅80 ø90 mm
EAN 4000870 600078
600.07

White Glass
Blanco Cristal
Bianco Vetro

Wolbi
max. 50 W
∅80 ø90 mm
EAN 4000870 600085
600.08

White Metal
Blanco Metal
Bianco Metallo

Wolbi
max. 50 W
∅80 ø90 mm
EAN 4000870 600092
600.09

White/Alu Metal
Blanco/Aluminio Metal
Bianco/Alluminio Metallo



Quad
max. 50 W
∅80 ø75 mm
EAN 4000870 600153
600.15

White Glass
Blanco Cristal
Bianco Vetro

Wolbi
max. 50 W
∅70 ø90 mm
EAN 4000870 600559
600.55

Opal Glass
Opal Cristal
Opale Vetro



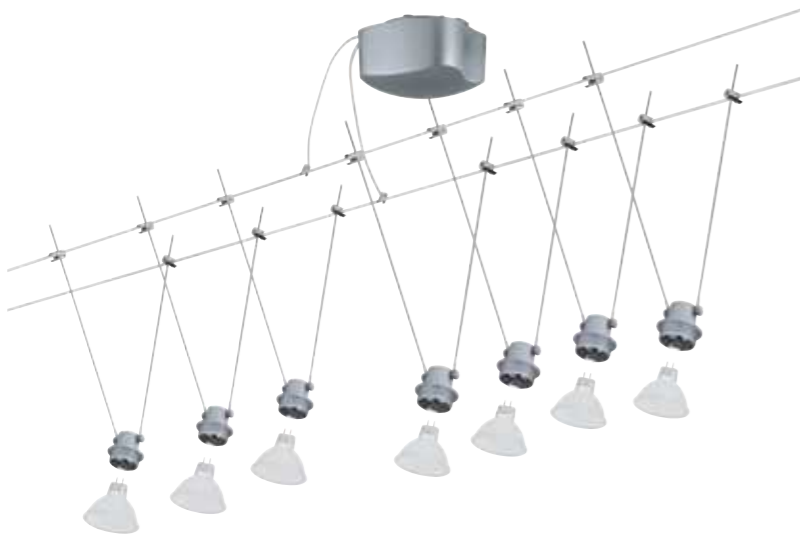

Chrome matt Metal
 Cromo mate Metal
 Cromo opaco Metallo



Deco □ = 134-135

DecoSystems

incl. 5×20 W, GU5,3
 5×280 lm, 2900 K
 230/12 V, 105 VA
 2,5 mm² ⇔ 10 m
 EAN 4000870 940013
940.01
 ☎ 832.53



DecoSystems

incl. 7×20 W, GU5,3
 7×280 lm, 2900 K
 230/12 V, 150 VA
 4 mm² ⇔ 10 m
 EAN 4000870 940020
940.02
 ☎ 832.53



Chrome/Satin Metal/Glass
 Cromo/Satinada Metal/Cristal
 Cromo/Satinato Metallo/Vetro



Colmar 105

incl. 5×20 W, GU4
 5×280 lm, 2900 K
 230/12 V, 105 VA
 160 mm 2,5 mm² ⇔ 10 m
 EAN 4000870 970188
970.18
 ☎ 832.33




Colmar 150

incl. 4×35 W, GU4
 4×532 lm, 2900 K
 230/12 V, 150 VA
 160 mm 2,5 mm² ⇔ 10 m
 EAN 4000870 971826
971.82
 ☎ 833.76



Chrome/Satin Metal/Glass
 Cromo/Satinada Metal/Cristal
 Cromo/Satinato Metallo/Vetro



Glas 60

incl. 3×20 W, G4
 3×254 lm, 2900 K
 230/12 V, 60 VA
 125 mm 2,5 mm² ⇔ 10 m
 EAN 4000870 971314
971.31
 ☎ 831.17



Glas 100

incl. 5×20 W, G4
 5×254 lm, 2900 K
 230/12 V, 105 VA
 125 mm 2,5 mm² ⇔ 10 m
 EAN 4000870 971833
971.83
 ☎ 831.17





Chrome/Satin Metal/Glass
 Cromo/Satinada Metal/Cristal
 Cromo/Satinato Metallo/Vetro



Glas-Combi 100

incl. 5x20 W, G4
 5x254 lm, 2900 K
 230/12 V, 105 VA
 125 mm 2,5 mm² ⇔ 10 m
 EAN 4000870 971338

971.33
 831.17



Chrome/Satin Metal/Glass
 Cromo/Satinada Metal/Cristal
 Cromo/Satinato Metallo/Vetro



Caracas 105

incl. 5x20 W, G4
 5x254 lm, 2900 K
 230/12 V, 105 VA
 130 mm 2,5 mm² ⇔ 10 m
 EAN 4000870 974025

974.02
 831.17



Chrome/Dichroic Metal/Glass
 Cromo/Dicroico Metal/Cristal
 Cromo/Dicroico Metallo/Vetro



Bali 105

incl. 5x20 W, G4
 5x254 lm, 2900 K
 230/12 V, 105 VA
 160 mm 2,5 mm² ⇔ 10 m
 EAN 4000870 974704

974.70
 831.17



Chrome/Transparent/Satin Metal/Glass
 Cromo/Trasparente/Satinada Metal/Cristal
 Cromo/Trasparente/Satinato Metallo/Vetro



Trinidad 105

incl. 5x20 W, G4
 5x254 lm, 2900 K
 230/12 V, 105 VA
 125 mm 2,5 mm² ⇔ 10 m
 EAN 4000870 973974

973.97
 831.17





Chrome Metal
 Cromo Metal
 Cromo Metallo



Togo 150
 incl. 4x35 W, GU5,3
 4x532 lm, 2900 K
 230/12 V, 150 VA
 160 mm 4 mm² ⇔ 10 m
 EAN 4000870 974698
974.69
 832.60



Nickel satinised Metal
 Níquel satinado Metal
 Nichel satinatoq Metallo



Tangens 150
 incl. 4x35 W, GU5,3
 4x532 lm, 2900 K
 230/12 V, 150 VA
 160 mm 2,5 mm² ⇔ 10 m
 EAN 4000870 971987
971.98
 832.60



Chrome/Opal Metal/Glass
 Cromo/Opal Metal/Cristal
 Cromo/Opale Metallo/Vetro



Kuba 150
 incl. 4x35 W, G4
 4x532 lm, 2900 K
 230/12 V, 150 VA
 160 mm 2,5 mm² ⇔ 10 m
 EAN 4000870 974711
974.71
 800.34 35 W
 831.17 20 W



Titanium/Satin Metal/Glass
 Titan/Satinada Metal/Cristal
 Titanio/Satinato Metallo/Vetro



Verre satin 300
 incl. 8x35 W, GU4
 8x532 lm, 2900 K
 230/12 V, 300 VA
 160 mm 4 mm² ⇔ 15 m
 EAN 4000870 971222
971.22
 833.76





Alu/Chrome Metal
 Aluminio/Cromo Metal
 Alluminio/Cromo Metallo



Cardan 150

incl. 4×35 W, GU5,3
 4×435 lm, 2900 K
 \sphericalangle 38°, 1100 cd
 230/12 V, 150 VA
 125 mm 2,5 mm² ⇔ 10 m
 EAN 4000870 972038
972.03
 832.09




Cardan 300

incl. 8×35 W, GU5,3
 8×435 lm, 2900 K
 \sphericalangle 38°, 1100 cd
 230/12 V, 300 VA
 125 mm 4 mm² ⇔ 15 m
 EAN 4000870 972045
972.04
 832.09



Nickel satinised Metal
 Níquel satinado Metal
 Nichel satinatoq Metallo



Mac II 105

incl. 5×20 W, GU5,3
 5×191 lm, 2900 K
 \sphericalangle 38°, 700 cd
 230/12 V, 105 VA
 160 mm 2,5 mm² ⇔ 10 m
 EAN 4000870 975046
975.04
 833.14




Mac II 210

incl. 6×35 W, GU5,3
 6×338 lm, 2900 K
 \sphericalangle 38°, 1250 cd
 230/12 V, 210 VA
 160 mm 4 mm² ⇔ 10 m
 EAN 4000870 975053
975.05
 833.16



Chrome matt Metal
 Cromo mate Metal
 Cromo opaco Metallo



Mac II 60

incl. 3×20 W, GU5,3
 3×191 lm, 2900 K
 \sphericalangle 38°, 700 cd
 230/12 V, 60 VA
 160 mm 2,5 mm² ⇔ 10 m
 EAN 4000870 974919
974.91
 833.14



Mac II 105

incl. 5×20 W, GU5,3
 5×191 lm, 2900 K
 \sphericalangle 38°, 700 cd
 230/12 V, 105 VA
 160 mm 2,5 mm² ⇔ 10 m
 EAN 4000870 974926
974.92
 833.14



Mac II 150

incl. 7×20 W, GU5,3
 7×191 lm, 2900 K
 \sphericalangle 38°, 700 cd
 230/12 V, 150 VA
 160 mm 4 mm² ⇔ 10 m
 EAN 4000870 974933
974.93
 833.14




Mac II 210

incl. 6×35 W, GU5,3
 6×338 lm, 2900 K
 \sphericalangle 38°, 1250 cd
 230/12 V, 210 VA
 160 mm 4 mm² ⇔ 10 m
 EAN 4000870 974964
974.96
 833.16





White Metal
Blanco Metal
Bianco Metallo



Mac II 60

incl. 3x20W, GU5,3
3x191 lm, 2900K
∠ 38°, 700 cd
230/12V, 105 VA
160 mm 2,5 mm² ⇔ 10 m
EAN 4000870 940730
940.73 new
Q 833.14



Mac II 105

incl. 5x20W, GU5,3
5x191 lm, 2900K
∠ 38°, 700 cd
230/12V, 105 VA
160 mm 2,5 mm² ⇔ 10 m
EAN 4000870 974988
974.98
Q 833.14



Mac II 150

incl. 7x20W, GU5,3
7x191 lm, 2900K
∠ 38°, 700 cd
230/12V, 150 VA
160 mm 4 mm² ⇔ 10 m
EAN 4000870 974995
974.99 new
Q 833.14

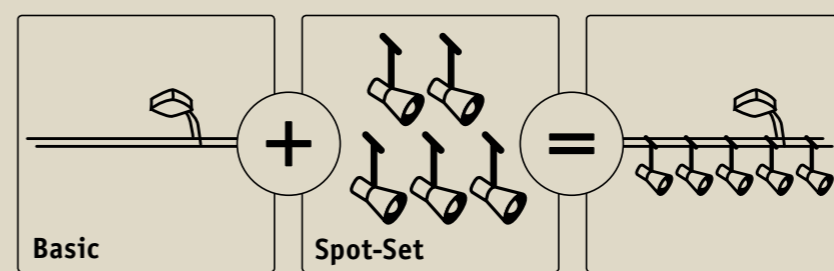


Chrome Metal
Cromo Metal
Cromo Metallo



Comet 200

incl. 5x35W, GU5,3
5x413 lm, 2900K
∠ 38°, 1100 cd
230/12V, 200 VA
125 mm 4 mm² ⇔ 12 m
EAN 4000870 097106
971.0
Q 832.64





5x

2Easy Set Basil

incl. 5x20W, GU5,3
5x198lm, 2900K
∠ 38°, 700cd
12V
±160 ±30 ∩110 ∅51 ∩120mm
EAN 4000870 940075

940.07

- Q 832.00
- ☞ Chrome matt ☒ Metal
- ☞ Cromo mate ☒ Metal
- ☞ Cromo opaco ☒ Metallo

5x

2Easy Set Mac² RD

incl. 5x20W, GU4
5x167lm, 2900K
∠ 30°, 500cd
12V
±160 ±30 ∩115 ∅80 ∩65mm
EAN 4000870 940143

940.14

- Q 832.13
- ☞ Chrome matt ☒ Plastic
- ☞ Cromo mate ☒ Plástico
- ☞ Cromo opaco ☒ Plastica

5x

2Easy Set MiniPower

incl. 5x20W, GU4
2900K
∠ 30°, 900cd
12V
±160 ±30 ∩115 ∅45 ∩85mm
EAN 4000870 940068

940.06

- Q 832.47
- ☞ Chrome matt ☒ Metal
- ☞ Cromo mate ☒ Metal
- ☞ Cromo opaco ☒ Metallo



5x

2Easy Set Colmar

incl. 5x20W, GU4
5x280lm, 2900K
12V
±160 ±30 ∩110 ∅85 ∩80mm
EAN 4000870 940051

940.05

- Q 832.33
- ☞ Chrome/Satin ☒ Metal/Glass
- ☞ Cromo/Satinada ☒ Metal/Cristal
- ☞ Cromo/Satinato ☒ Metallo/Vetro

5x

2Easy Set Sheela

incl. 5x20W, GU5,3
5x280lm, 2900K
12V
±160 ±30 ∩120 ∅65 ∩95mm
EAN 4000870 940105

940.10

- Q 832.53
- ☞ Chrome matt/Opal ☒ Metal/Glass
- ☞ Cromo mate/Opal ☒ Metal/Cristal
- ☞ Cromo opaco/Opale ☒ Metallo/Vetro

5x

2Easy Set Sheela

incl. 5x20W, GU5,3
5x280lm, 2900K
12V
±160 ±30 ∩120 ∅65 ∩65mm
EAN 4000870 940112

940.11

- Q 832.53
- ☞ Black/Opal ☒ Metal/Glass
- ☞ Negro/Opal ☒ Metal/Cristal
- ☞ Nero/Opale ☒ Metallo/Vetro



5x

2Easy Set Sheela

incl. 5x20W, GU5,3
5x280lm, 2900K
12V
±160 ±30 ∩115 ∅51 ∩105mm
EAN 4000870 940129

940.12

- Q 832.53
- ☞ Nickel satinised ☒ Metal
- ☞ Níquel satinado ☒ Metal
- ☞ Nichel satinatoq ☒ Metallo

Extra Lampshade - Sheela

max. 1x35W
∩30 ∅65mm
EAN 4000870 975688

975.68

- ☞ Opal ☒ Glass
- ☞ Opal ☒ Cristal
- ☞ Opale ☒ Vetro



2Easy Basic

max. 105W
230/12V, 105VA
∩110mm ∅180mm 2,5mm² ∩5m
EAN 4000870 940037

940.03

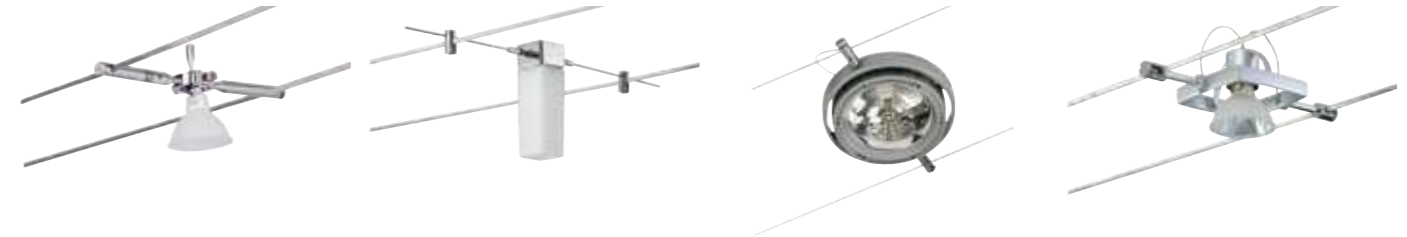
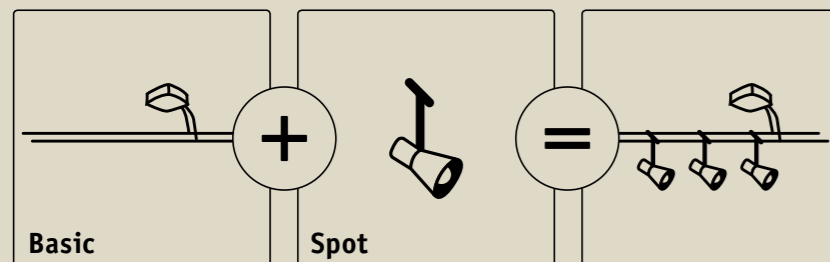
- ☞ Grey ☒ Plastic
- ☞ Gris ☒ Plástico
- ☞ Grigio ☒ Plastica



Combine your own personal lighting system

Combine usted mismo su sistema de luz personal

Scegliete voi stessi le combinazioni per il vostro sistema d'illuminazione personalizzato



Togo

incl. 1x35 W, GU5,3
532 lm, 2900 K
∠ 100°
12 V
± 160 ∓ 80 ∅ 51 mm
EAN 4000870 974735
974.73

- ⌚ 832.60
- ☞ Chrome ☒ Metal
- ☞ Cromo ☒ Metal
- ☞ Cromo ☒ Metallo

Pipeline Quadro

incl. 1x35 W, G4
532 lm, 2900 K
12 V
± 80-250 ∓ 100 ∓ 30
∅ 30 mm
EAN 4000870 070659
7065

- ⌚ 800.34
- ☞ Chrome/Opal ☒ Metal/Glass
- ☞ Cromo/Opal ☒ Metal/Cristal
- ☞ Cromo/Opale ☒ Metallo/Vetro

Powerline

incl. 1x50 W, G53
556 lm, 2900 K
∠ 24°, 3500 cd
12 V
± 190 ∓ 86 ∅ 155 mm
EAN 4000870 070598
7059

- ⌚ 832.61
- ☞ Alu ☒ Plastic
- ☞ Aluminio ☒ Plástico
- ☞ Alluminio ☒ Plastica

Mac II

incl. 1x35 W, GU5,3
338 lm, 2900 K
∠ 38°, 1250 cd
12 V
± 160 ∓ 55 ∓ 70 ∓ 70 mm
EAN 4000870 974902
974.90

- ⌚ 833.16
- ☞ Chrome matt ☒ Metal
- ☞ Cromo mate ☒ Metal
- ☞ Cromo opaco ☒ Metallo



Cardan

incl. 1x35 W, GU5,3
435 lm, 2900 K
∠ 38°, 1100 cd
12 V
± 125 ∓ 100 ∅ 110 mm
EAN 4000870 070666
7066

- ⌚ 832.09
- ☞ Alu/Chrome ☒ Metal
- ☞ Aluminio/Cromo ☒ Metal
- ☞ Alluminio/Cromo ☒ Metallo

Verre satin

incl. 1x35 W, GU4
532 lm, 2900 K
∠ 100°
12 V
± 160 ∓ 80 ∅ 85 mm
EAN 4000870 070390
7039

- ⌚ 833.76
- ☞ Titanium/Satin ☒ Metal/Glass
- ☞ Titan/Satinada ☒ Metal/Cristal
- ☞ Titanio/Satinato ☒ Metallo/Vetro

Rom

incl. 1x35 W, GU5,3
435 lm, 2900 K
∠ 38°, 1100 cd
12 V
± 160 ∓ 88 ∓ 55 ∓ 87 mm
EAN 4000870 971765
971.76

- ⌚ 832.09
- ☞ Chrome ☒ Metal
- ☞ Cromo ☒ Metal
- ☞ Cromo ☒ Metallo



Comet

max. 1x50 W, GU5,3
12 V
∓ 300 ∓ 300 mm
EAN 4000870 971130
971.1229


- ⌚ 832.04
- ☞ Chrome ☒ Metal
- ☞ Cromo ☒ Metal
- ☞ Cromo ☒ Metallo



Lichtstab

max. 1x50 W, GU5,3
12 V
∓ 500 ∓ 500 mm
EAN 4000870 971239
971.229

- ⌚ 832.04
- ☞ Chrome ☒ Metal
- ☞ Cromo ☒ Metal
- ☞ Cromo ☒ Metallo



inclusive
rail adapter

inclusive
wire adapter



940.53 + 940.03

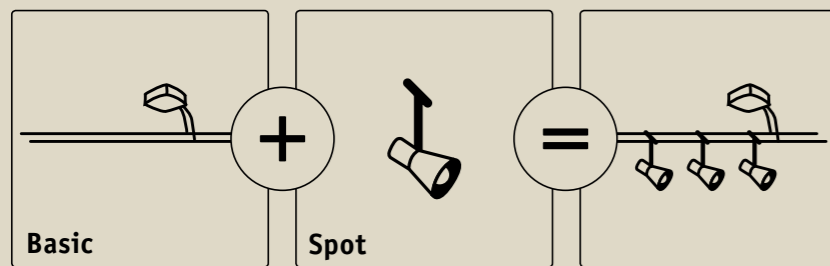


940.45 + 940.44 + 972.26

Combine your own personal lighting system

Combine usted mismo su sistema de luz personal

Scegliete voi stessi le combinazioni per il vostro sistema d'illuminazione personalizzato



Basic

Spot

Do your own combination of cables and rails

The cable and rail systems, flexibly applicable in many situations, realise every desired illumination with a great selection of spots and pendants. On the WiRa CombiSystems items, there are 2 adaptors included in each scope of delivery that allow for application on cable as well as on rail.

Haga sus propias combinaciones de cables y railes

El flexible sistema de cable y raíl, aplicable en muchas situaciones, permite obtener siempre la iluminación deseada con una gran paleta de focos o lámparas colgantes. En el volumen de suministro de los artículos CombiSystems WiRa se incluyen 2 adaptadores que permiten su colocación tanto en el cable como en el raíl.

Scegliete da soli le combinazioni di binari e fili

I sistemi flessibili a binario e a filo possono essere impiegati in diverse situazioni e offrono ovunque l'illuminazione desiderata con una vasta scelta di spot e sospensioni. Il volume di consegna degli articoli WiRa CombiSystems comprende anche 2 adattatori che permettono l'impiego sia su binario che su filo.



Linear

incl. 2x6 W
2x380 lm, 3000 K
∠ 30°, 2x435 cd
12 V
⌀160 ⌀30 ⌀107 ⌀220
⌀85 mm
EAN 4000870 940587
940.58



- ☞ Chrome matt ☒ Metal
- ☞ Cromo mate ☒ Metal
- ☞ Cromo opaco ☒ Metallo

Square

incl. 1x3 W
60 lm, 3000 K
12 V
⌀160 ⌀30 ⌀90 ⌀80
⌀80 mm
EAN 4000870 940563
940.56



- ☞ Chrome matt ☒ Metal
- ☞ Cromo mate ☒ Metal
- ☞ Cromo opaco ☒ Metallo



Pepper

incl. 1x35 W, G5,3
532 lm, 2900 K
∠ 100°
12 V
⌀160 mm ⌀30 mm
⌀110-200 cm ⌀132 mm
EAN 4000870 940204
940.20



- ☞ 832.60
- ☞ Chrome matt/Opal ☒ Metal/Glass
- ☞ Cromo mate/Opal ☒ Metal/Cristal
- ☞ Cromo opaco/Opale ☒ Metallo/Vetro

Bolo

incl. 1x20 W, G4
254 lm, 2900 K
12 V
⌀160 mm ⌀30 mm
⌀110 cm ⌀70 mm
EAN 4000870 940150
940.15



- ☞ 831.17
- ☞ Chrome matt/Opal ☒ Metal/Glass
- ☞ Cromo mate/Opal ☒ Metal/Cristal
- ☞ Cromo opaco/Opale ☒ Metallo/Vetro

Sphere

incl. 2x20 W, GU4
2x205 lm, 2900 K
∠ 30°, 470 cd
12 V
⌀160 ⌀30 ⌀105 ⌀110
⌀70 mm
EAN 4000870 940495
940.49



- ☞ 832.47
- ☞ Chrome ☒ Metal
- ☞ Cromo ☒ Metal
- ☞ Cromo ☒ Metallo

Ginger

incl. 2x20 W, GU4
2x177 lm, 2900 K
∠ 30°, 730 cd
12 V
⌀160 ⌀30 ⌀123 ⌀85
⌀100 mm
EAN 4000870 940297
940.29



- ☞ 838.26
- ☞ Chrome matt ☒ Metal
- ☞ Cromo mate ☒ Metal
- ☞ Cromo opaco ☒ Metallo




Cumin
 incl. 1x35 W, GU5,3
 324 lm, 2900 K
 < 60°, 310 cd
 12 V
 ⌀160 ⌀30 ⌀145 ⇄40
 ⌀100 mm
 EAN 4000870 940273
940.27
 ⚡ 833.74
 ⚡ Chrome matt ⌘ Metal
 ⚡ Cromo mate ⌘ Metal
 ⚡ Cromo opaco ⌘ Metallo

Wasabi
 incl. 1x50 W, G53
 556 lm, 2900 K
 < 24°, 3500 cd
 12 V
 ⌀160 ⌀30 ⌀160 ⌀111
 ⌀80 mm
 EAN 4000870 940211
940.21
 ⚡ 832.61
 ⚡ Chrome matt ⌘ Metal
 ⚡ Cromo mate ⌘ Metal
 ⚡ Cromo opaco ⌘ Metallo

EasyPower
 incl. 1x50 W, GU5,3
 675 lm, 2900 K
 < 38°, 1800 cd
 12 V
 ⌀160 ⌀30 ⌀130 ⌀60
 ⌀105 mm
 EAN 4000870 940440
940.44
 ⚡ 832.05
 ⚡ Chrome matt ⌘ Metal
 ⚡ Cromo mate ⌘ Metal
 ⚡ Cromo opaco ⌘ Metallo

Mac²
 incl. 1x35 W, GU5,3
 338 lm, 2900 K
 < 38°, 1250 cd
 12 V
 ⌀160 ⌀30 ⌀130 ⇄95
 ⌀75 mm
 EAN 4000870 940532
940.53
 ⚡ 833.16
 ⚡ Chrome matt ⌘ Metal/Plastic
 ⚡ Cromo mate ⌘ Metal/Plástico
 ⚡ Cromo opaco ⌘ Metallo/Plastica



Salt
 incl. 1x20 W, GU5,3
 198 lm, 2900 K
 < 38°, 700 cd
 12 V
 ⌀160 ⌀30 ⌀115 ⌀51
 ⌀64 mm
 EAN 4000870 940235
940.23
 ⚡ 832.00
 ⚡ Chrome matt ⌘ Metal
 ⚡ Cromo mate ⌘ Metal
 ⚡ Cromo opaco ⌘ Metallo

Fennel
 incl. 2x20 W, G4
 2x254 lm, 2900 K
 12 V
 ⌀160 ⌀30 ⌀36 ⇄120
 ⌀140 mm
 EAN 4000870 940280
940.28
 ⚡ 831.17
 ⚡ Chrome matt/Satin ⌘ Metal/Glass
 ⚡ Cromo mate/Satinada ⌘ Metal/Cristal
 ⚡ Cromo opaco/Satinato ⌘ Metallo/Vetro

Colmar
 incl. 1x35 W, GU4
 532 lm, 2900 K
 12 V
 ⌀160 ⌀30 ⌀110 ⌀85
 ⌀80 mm
 EAN 4000870 940167
940.16
 ⚡ 833.76
 ⚡ Chrome/Satin ⌘ Metal/Glass
 ⚡ Cromo/Satinada ⌘ Metal/Cristal
 ⚡ Cromo/Satinato ⌘ Metallo/Vetro

Tangens
 incl. 1x35 W, GU5,3
 532 lm, 2900 K
 12 V
 ⌀160 ⌀30 ⌀180 ⌀65
 ⌀150 mm
 EAN 4000870 940181
940.18
 ⚡ 832.60
 ⚡ Brushed iron ⌘ Metal
 ⚡ Acero Mate ⌘ Metal
 ⚡ Ferro spazzolato ⌘ Metallo



Techno
 incl. 1x35 W, GU5,3
 430 lm, 2900 K
 < 38°, 1100 cd
 12 V
 ⌀160 ⌀30 ⌀170 ⌀70
 ⌀93 mm
 EAN 4000870 940006
940.00
 ⚡ 832.45
 ⚡ Brushed iron ⌘ Metal
 ⚡ Acero Mate ⌘ Metal
 ⚡ Ferro spazzolato ⌘ Metallo

Verbier
 incl. 1x35 W, GU4
 532 lm, 2900 K
 12 V
 ⌀160 ⌀30 ⌀95 ⌀60
 ⌀120 mm
 EAN 4000870 940174
940.17
 ⚡ 833.76
 ⚡ Chrome matt/Opal ⌘ Metal/Glass
 ⚡ Cromo mate/Opal ⌘ Metal/Cristal
 ⚡ Cromo opaco/Opale ⌘ Metallo/Vetro

Sheela
 incl. 1x35 W, GU5,3
 532 lm, 2900 K
 12 V
 ⌀160 ⌀30 ⌀120 ⌀65
 ⌀95 mm
 EAN 4000870 940457
940.45
 ⚡ 832.60
 ⚡ Chrome matt/Opal ⌘ Metal/Glass
 ⚡ Cromo mate/Opal ⌘ Metal/Cristal
 ⚡ Cromo opaco/Opale ⌘ Metallo/Vetro



Sheela
 incl. 1x35 W, GU5,3
 532 lm, 2900 K
 12 V
 ⌀160 ⌀30 ⌀120 ⌀65
 ⌀65 mm
 EAN 4000870 940464
940.46
 ⚡ 832.60
 ⚡ Black/Opal ⌘ Metal/Glass
 ⚡ Negro/Opale ⌘ Metallo/Vetro



Sheela
 incl. 1x35 W, GU5,3
 532 lm, 2900 K
 12 V
 ⌀160 ⌀30 ⌀115 ⌀51
 ⌀105 mm
 EAN 4000870 940471
940.47
 ⚡ 832.60
 ⚡ Nickel satinised ⌘ Metal
 ⚡ Níquel satinado ⌘ Metal
 ⚡ Nichel satinatoq ⌘ Metallo

Extra Lampshade - Sheela
 max. 1x35 W
 ⌀30 ⌀65 mm
 EAN 4000870 975688
975.68
 ⚡ Opal ⌘ Glass
 ⚡ Opale ⌘ Cristal
 ⚡ Opale ⌘ Vetro

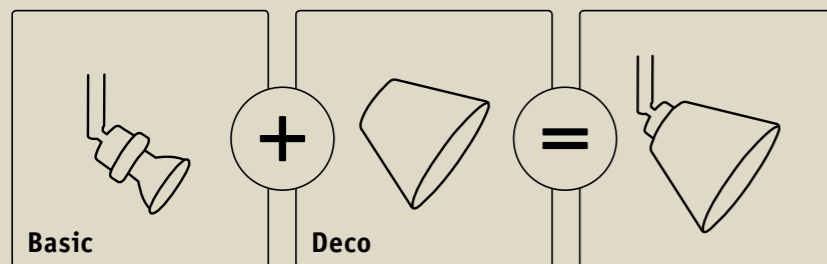




Deco □ = 134-135



Combine your own personal lighting system
 Combine usted mismo su sistema de luz personal
 Scegliete voi stessi le combinazioni per il vostro sistema d'illuminazione personalizzato



Spot DecoSystems
 incl. 1x3 W
 140 lm, 3000 K
 12 V
 ⌀160 ⌀30 ⌀130 ⌀95
 ⌀75 mm
 EAN 4000870 960165
960.16

☞ Chrome matt ☞ Metal
 ☞ Cromo mate ☞ Metal
 ☞ Cromo opaco ☞ Metallo

DecoSystems
 incl. 1x35 W, GU5,3
 532 lm, 2900 K
 12 V
 ⌀160 ⌀30 ⌀130 ⌀95
 ⌀75 mm
 EAN 4000870 940327
940.32

☞ 832.60
 ☞ Chrome matt ☞ Metal
 ☞ Cromo mate ☞ Metal
 ☞ Cromo opaco ☞ Metallo

Combi-/DecoSystems
 incl. 1x35 W, GU5,3
 532 lm, 2900 K
 12 V
 ⌀160 mm ⌀30 mm
 ⌀110-200 cm
 EAN 4000870 960042
960.04

☞ 832.60
 ☞ Chrome matt ☞ Metal
 ☞ Cromo mate ☞ Metal
 ☞ Cromo opaco ☞ Metallo





<p>Basicsystem 150 max. 150 W 230/12 V, 150 VA ⌀110 mm ø160 mm 2,5 mm² ⇔5 m EAN 4000870 053089 5308</p> <p>☞ Grey ☒ Metal ☞ Gris ☒ Metal ☞ Grigio ☒ Metallo</p>	<p>Basicsystem 210 max. 210 W 230/12 V, 210 VA ⌀110 mm ø160 mm 4 mm² ⇔6 m EAN 4000870 053096 5309</p> <p>☞ Grey ☒ Metal ☞ Gris ☒ Metal ☞ Grigio ☒ Metallo</p>	<p>Basicsystem 300 max. 300 W 230/12 V, 300 VA ⌀110 mm ø193 mm 4 mm² ⇔7,5 m EAN 4000870 053102 5310</p> <p>☞ Grey ☒ Metal ☞ Gris ☒ Metal ☞ Grigio ☒ Metallo</p>
---	---	---



☞ Clear ☒ Copper/Plastic
 ☞ Claro ☒ Cobre/Plástico
 ☞ Chiaro ☒ Rame/Plastica

Safety tension wire, insulated
Cable tensor de seguridad, aislado
Cavo tenditore di sicurezza, isolato

4 mm² ⇔8 m
 EAN 4000870 979594
979.059

6 mm² ⇔8 m
 EAN 4000870 979501
979.050

4 mm² ⇔10 m
 EAN 4000870 979051
979.05

2,5 mm² ⇔12 m
 EAN 4000870 979693
979.069

4 mm² ⇔12 m
 EAN 4000870 979556
979.055

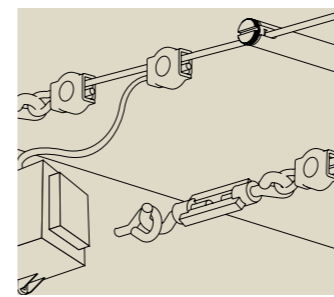
6 mm² ⇔12 m
 EAN 4000870 979471
979.047

4 mm² ⇔100 m
 EAN 4000870 006566
979.057

6 mm² ⇔100 m
 EAN 4000870 006573
979.067

Tension wire, uninsulated
Cable tensor, no aislado
Cavo tenditore, non isolato

☞ Tin-plated ☒ Copper
 ☞ Niquelado ☒ Cobre
 ☞ Stagnato ☒ Rame

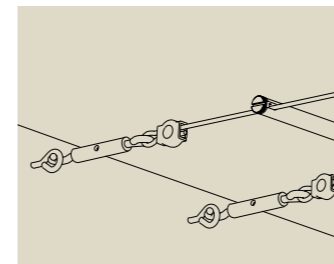


Safety wire terminal, for power input, 1 pair
Sujetacables de seguridad, para alimentación eléctrica, 1 unidades
Serracavo di sicurezza per l'alimentazione della corrente, 1 coppia

max. 300 W

EAN 4000870 978290
978.029

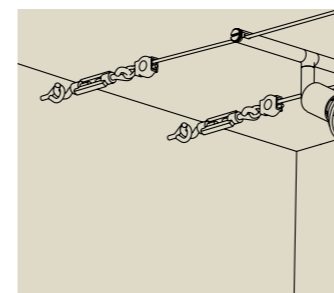
☞ Chrome ☒ Metal
 ☞ Cromo ☒ Metal
 ☞ Cromo ☒ Metallo



Wire tension jack, 1 pair
Tensor, 1 unidades
Tendicavo, 1 coppia

EAN 4000870 178003
178.00

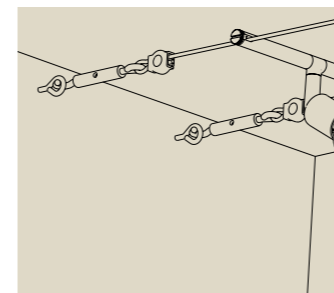
☞ Chrome ☒ Metal
 ☞ Cromo ☒ Metal
 ☞ Cromo ☒ Metallo



Tension fitting kit, uninsulated
Set de montaje de elementos de tensión, no aislado
Set di montaggio a trazione, non isolato

EAN 4000870 979013
979.01

☞ Tin-plated ☒ Metal
 ☞ Niquelado ☒ Metal
 ☞ Stagnato ☒ Metallo



Wire tension jack, 1 pair
Tensor, 1 unidades
Tendicavo, 1 coppia

EAN 4000870 178034
178.03

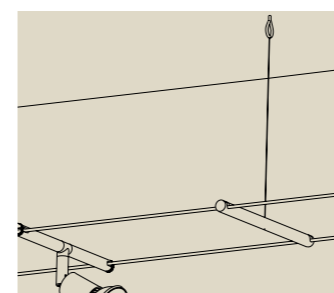
☞ Chrome ☒ Metal
 ☞ Cromo ☒ Metal
 ☞ Cromo ☒ Metallo



Wire tension jack, 1 pair
Tensor, 1 unidades
Tendicavo, 1 coppia

EAN 4000870 972892
972.89

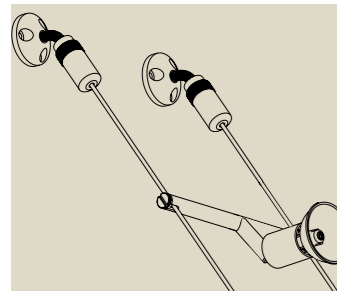
☞ Chrome matt ☒ Metal
 ☞ Cromo mate ☒ Metal
 ☞ Cromo opaco ☒ Metallo



Intermediate suspender
Suspensión intermedia
Sospensione intermedia

⊕160 mm ⌀100 cm ø12 mm
 ⇔170 mm
 EAN 4000870 178140
178.14

☞ Clear ☒ Plastic
 ☞ Claro ☒ Plástico
 ☞ Chiaro ☒ Plastica

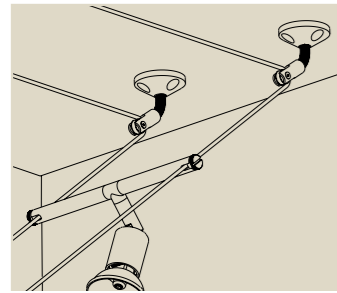


Wall tension jack, flexible, 1 pair
Tensor a pared, flexible, 2 unidades
Tenditore a parete, flessibile, 1 coppia



∅42 ∅20 mm
 EAN 4000870 178089
178.08

- ☞ Chrome matt ☒ Metal
- ☞ Cromo mate ☒ Metal
- ☞ Cromo opaco ☒ Metallo

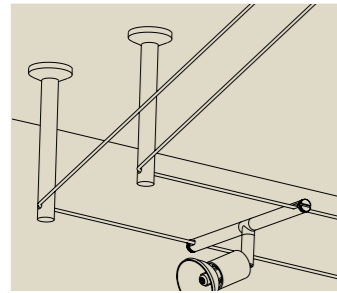


Wall-mounted diverter, 1 pair
Diversor de conexión a pared, 2 unidades
Deviatore per collegamento a parete, 1 coppia



∅42 ∅12 mm
 EAN 4000870 178102
178.10

- ☞ Chrome matt ☒ Metal
- ☞ Cromo mate ☒ Metal
- ☞ Cromo opaco ☒ Metallo

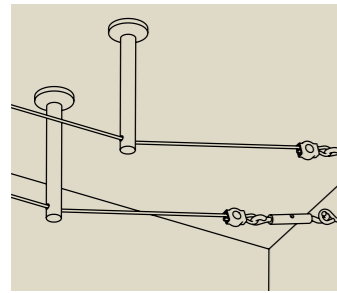


Diverter / Suspension screw-fitted mount, 1 pair
Diversor / Suspensión, para atornillar, 2 unidades
Deviatore / Sospensione, da avvitare, 1 coppia



∅165 ∅16 mm
 EAN 4000870 178065
178.06

- ☞ Chrome matt ☒ Metal
- ☞ Cromo mate ☒ Metal
- ☞ Cromo opaco ☒ Metallo

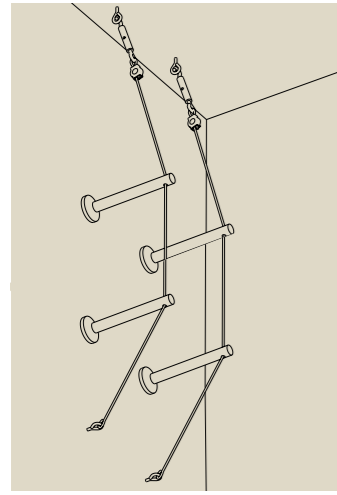


Diverter / Suspension screw-fitted mount, 1 pair
Diversor / Suspensión, para atornillar, 2 unidades
Deviatore / Sospensione, da avvitare, 1 coppia



∅165 ∅16 mm
 EAN 4000870 178249
178.24

- ☞ Chrome ☒ Metal
- ☞ Cromo ☒ Metal
- ☞ Cromo ☒ Metallo

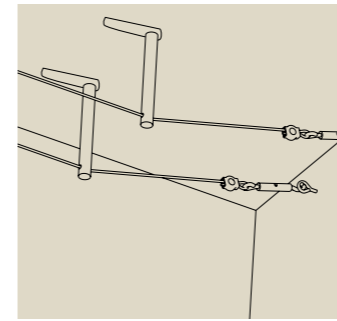


Tension fitting kit
Set de montaje de elementos de tensión
Set di montaggio a trazione



∅165 ∅16 mm
 EAN 4000870 178348
178.34

- ☞ Chrome ☒ Metal
- ☞ Cromo ☒ Metal
- ☞ Cromo ☒ Metallo



Diverter / Suspension 170, 1 pair
Diversor / Suspensión 170, 2 unidades
Deviatore / Sospensione 170, 1 coppia



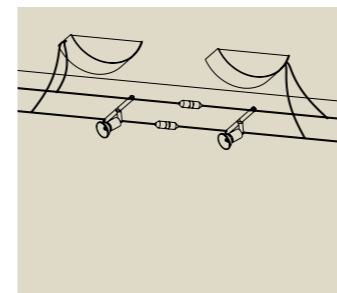
∅163,5 ∅12 ⇄84 mm
 EAN 4000870 972861
972.86

- ☞ Chrome matt ☒ Metal
- ☞ Cromo mate ☒ Metal
- ☞ Cromo opaco ☒ Metallo



∅85 ∅12 ⇄84 mm
 EAN 4000870 972878
972.87

- ☞ Chrome matt ☒ Metal
- ☞ Cromo mate ☒ Metal
- ☞ Cromo opaco ☒ Metallo

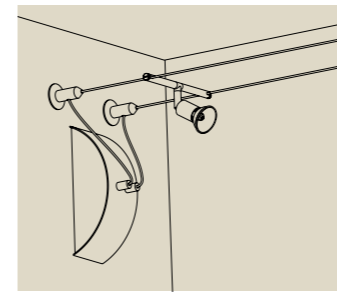


Circuit isolation pack, 1 pair
Separador de circuito, 2 unidades
Elemento di separazione per circuito elettrico, 1 coppia



∅65 ∅20 mm
 EAN 4000870 082003
8200

- ☞ Nickel satinised ☒ Metal
- ☞ Níquel satinado ☒ Metal
- ☞ Nichel satinato ☒ Metallo

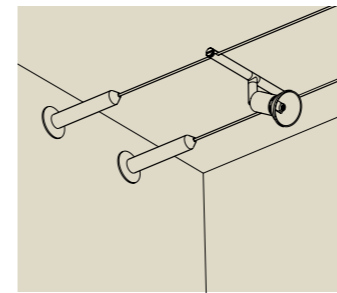


Wall mount, with cable routing, 1 pair
Conexión a pared, con extensión de cable, 2 unidades
Collegamento a parete con prolungamento del cavo, 1 coppia



∅60 ∅20 mm
 EAN 4000870 082034
8203

- ☞ Nickel satinised ☒ Metal
- ☞ Níquel satinado ☒ Metal
- ☞ Nichel satinato ☒ Metallo

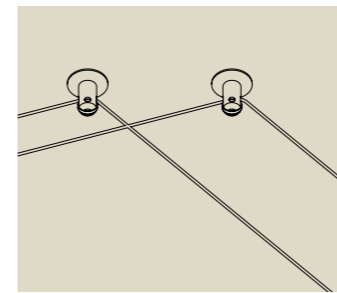


Tension spring wall connection, 1 pair
Conexión a pared de resorte tensor, 2 unidades
Molla di trazione per collegamento a muro, 1 coppia



∅115 ∅20 mm
 EAN 4000870 082058
8205

- ☞ Nickel satinised ☒ Metal
- ☞ Níquel satinado ☒ Metal
- ☞ Nichel satinato ☒ Metallo

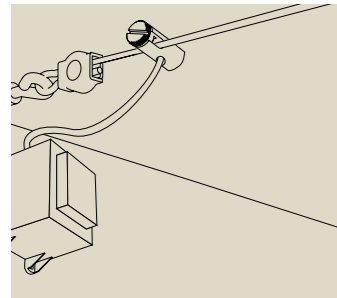


Mini diverter with roller, 1 pair
Diversor mini con bobina, 2 unidades
Minideviatore con rullo, 1 coppia



∅45 ∅20 mm
 EAN 4000870 082072
8207

- ☞ Nickel satinised ☒ Metal
- ☞ Níquel satinado ☒ Metal
- ☞ Nichel satinato ☒ Metallo



Power Input, 1 pair
Alimentación Eléctrica, 2 unidades
Alimentazione, 1 coppia

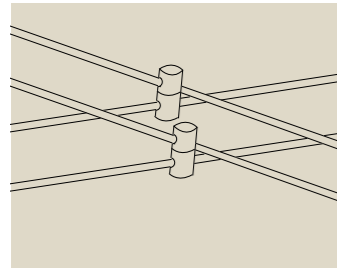


2x

max. 300 W
 12 V
 ⌀30 mm Ø12 mm 6 mm²
 EAN 4000870 972830
972.83

Halogen
12V

☞ Chrome matt ☒ Metal
 ☞ Cromo mate ☒ Metal
 ☞ Cromo opaco ☒ Metallo



Spice Cross Connector, 1 pair
Conector de cruz Spice, 2 unidades
Connettore a croce Spice, 1 coppia

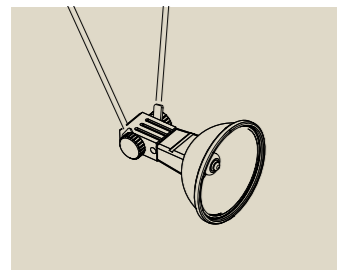


2x

max. 300 W
 12 V
 ⌀40 mm Ø12 mm 6 mm²
 EAN 4000870 972816
972.81

Halogen
12V

☞ Chrome matt ☒ Metal
 ☞ Cromo mate ☒ Metal
 ☞ Cromo opaco ☒ Metallo



Socket bulb fitting for wire systems
Portalámparas Socket, para sistemas de cables
Porta-lampada Socket per sistemi a cavi



max. 1x35 W, G4
 12 V
 EAN 4000870 978412
978.41

Halogen
12V

☞ Black ☒ Metal
 ☞ Negro ☒ Metal
 ☞ Nero ☒ Metallo

max. 1x50 W, GX5,3
 12 V
 EAN 4000870 978450
978.45

Halogen
12V

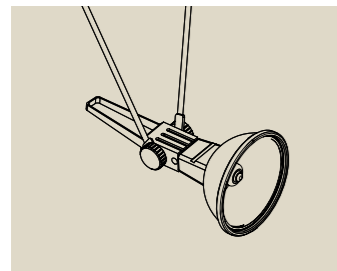
☞ Black ☒ Metal
 ☞ Negro ☒ Metal
 ☞ Nero ☒ Metallo



max. 1x50 W, GX5,3
 12 V
 EAN 4000870 978443
978.44

Halogen
12V

☞ White ☒ Metal
 ☞ Blanco ☒ Metal
 ☞ Bianco ☒ Metallo



Kolibri bulb fitting for wire systems
Portalámparas Kolibri, para sistemas de cables
Porta-lampada Colibri per sistemi a cavi

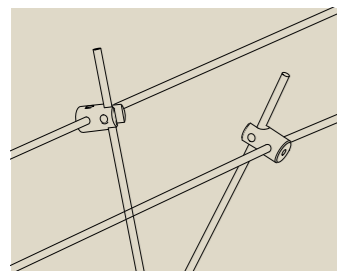


max. 1x50 W, GX5,3
 12 V

Halogen
12V

EAN 4000870 975176
975.17

☞ Black ☒ Metal
 ☞ Negro ☒ Metal
 ☞ Nero ☒ Metallo



Wire block for wire systems max. 150W / rod systems max. 300W, double pack
Cilindro para sistemas de cables máx. 150W / Sistemas de barras máx. 300W pack de dos unidades
Blocchetto del cavo per sistemi a cavi max. 150W / sistemi ad aste max. 300W in confezione doppia



2x

max. 150 W
 12 V

Halogen
12V

EAN 4000870 978191
978.019

☞ Chrome ☒ Metal
 ☞ Cromo ☒ Metal
 ☞ Cromo ☒ Metallo

Rail

- 162 URail
- 192 ULine
- 198 Rail 12 V



163 Spot Vision



167 Spot Tecno





URail – the flexible 230V rail system from Paulmann

Maximal multifunctionality: URail is the universal 230 V-rail system for direct ceiling mounting or otherwise with ceiling clearance and that completely without transformer. Complete sets, spots (3 different types), pendants and the rails are available in the material colours chrome matt, chrome polished, or white.

URail – El flexible sistema de raíles a 230V de Paulmann

Máxima versatilidad: URail es el sistema universal de raíles de 230 V para el montaje directo en el techo o con separación opcional del techo, sin necesidad de transformador. Tanto juegos completos como focos (en 3 diferentes tecnologías de iluminación), lámparas colgantes y raíles están disponibles en material de color cromo mate, cromo brillante o blanco.

URail – Il sistema di illuminazione a binario flessibile da 230 V Paulmann

Massima versatilità: URail è il sistema di illuminazione universale a binario da 230 V per il montaggio diretto a soffitto o, a scelta, con distanza dal soffitto. Il tutto senza l'impiego di trasformatore. Set completi, spot (in tre soluzioni illuminotecniche), sospensioni e binari disponibili nei colori cromo opaco, cromo brillante o bianco.



CM

- ☞ Chrome matt/Chrome ☒ Metal
- ☞ Cromo mate/Cromo ☒ Metal
- ☞ Cromo opaco/Cromo ☒ Metallo



Spot Channel

incl. 1×10 W
433 lm, 3000 K
☞ 31°, 1000 cd
230 V
☞150 ☞161 ☞50 mm
EAN 4000870 951118
951.11



CM

- ☞ Chrome matt/Chrome ☒ Metal
- ☞ Cromo mate/Cromo ☒ Metal
- ☞ Cromo opaco/Cromo ☒ Metallo



Spot Vision

incl. 1×10 W
433 lm, 3000 K
☞ 31°, 1000 cd
230 V
☞147 ☞145 ☞61 mm
EAN 4000870 951149
951.14



CM

- ☞ Chrome matt ☒ Metal
- ☞ Cromo mate ☒ Metal
- ☞ Cromo opaco ☒ Metallo



Spot TecLed

incl. 1×9 W
350 lm, 3000 K
☞ 23°, 2000 cd
230 V
☞160 ☞105 ☞85 mm
EAN 4000870 950876
950.87



CM


- ☞ Chrome matt ☒ Metal
- ☞ Cromo mate ☒ Metal
- ☞ Cromo opaco ☒ Metallo



Spot TecLed

incl. 2×9 W
2×350 lm, 3000 K
☞ 23°, 2000 cd
230 V
☞160 ☞170 ☞85 mm
EAN 4000870 950883
950.88





CM

- ☞ Chrome matt/White ☒ Metal/Glass
- ☞ Cromo mate/Blanco ☒ Metal/Cristal
- ☞ Cromo opaco/Bianco ☒ Metallo/Vetro



Spot Wolbi

incl. 1×3 W
140 lm, 3000 K
230 V
⌀180 ⌀90 ⌀125 mm
EAN 4000870 950975
950.97

LED



CM

- ☞ Chrome matt ☒ Metal
- ☞ Cromo mate ☒ Metal
- ☞ Cromo opaco ☒ Metallo



Spot Mega

incl. 1×2,6 W, GU10
200 lm, 3000 K
⊘ 110°, 90 cd
230 V
⌀165 ⌀70 ⌀90 mm
EAN 4000870 951217
951.21 new

LED



☞ 3561



CM

- ☞ Chrome matt ☒ Metal
- ☞ Cromo mate ☒ Metal
- ☞ Cromo opaco ☒ Metallo



Spot Linear

incl. 2×6 W
2×500 lm, 3000 K
⊘ 30°, 2×200 cd
230 V
⌀125 ⌀230 ⌀65 mm
EAN 4000870 950388
950.38

LED



CM

- ☞ Chrome matt ☒ Metal
- ☞ Cromo mate ☒ Metal
- ☞ Cromo opaco ☒ Metallo



Spot Rumas

incl. 1×2,6 W, GU10
200 lm, 3000 K
⊘ 110°, 90 cd
230 V
⌀115 ⌀55 ⌀130 mm
EAN 4000870 951224
951.22 new

LED



☞ 3561



CM

- ☞ Chrome matt ☒ Metal
- ☞ Cromo mate ☒ Metal
- ☞ Cromo opaco ☒ Metallo



Spot Ledmanz1

incl. 1×3 W
250 lm, 3000 K
700 cd
230 V
⌀165 ⌀55 ⌀80 mm
EAN 4000870 950364
950.36

LED



CM

- ☞ Chrome matt/Opal ☒ Metal/Glass
- ☞ Cromo mate/Opal ☒ Metal/Cristal
- ☞ Cromo opaco/Opale ☒ Metallo/Vetro



Spot Kundry

incl. 1×3,5 W, GU10
245 lm, 2900 K
230 V
⌀175 ⌀60 ⌀140 mm
EAN 4000870 951170
951.17 new

LED



☞ 281.67



CM

- ☞ Chrome matt ☒ Metal
- ☞ Cromo mate ☒ Metal
- ☞ Cromo opaco ☒ Metallo



Spot Ledmanz2

incl. 1×3 W
250 lm, 3000 K
700 cd
230 V
⌀150 ⌀55 ⌀100 mm
EAN 4000870 950371
950.37

LED



CM

- ☞ Chrome matt/White ☒ Metal/Glass
- ☞ Cromo mate/Blanco ☒ Metal/Cristal
- ☞ Cromo opaco/Bianco ☒ Metallo/Vetro



Spot Quad

incl. 1×3,5 W, GU10
245 lm, 2900 K
230 V
⌀150 ⌀100 ⌀135 mm
EAN 4000870 951187
951.18 new

LED



☞ 281.67



CM

☞ Chrome matt/Satin ☒ Metal/Glass
☞ Cromo mate/Satinada ☒ Metal/Cristal
☞ Cromo opaco/Satinato ☒ Metallo/Vetro

💡 281.67



Spot Phara

incl. 1x3,5 W, GU10
245 lm, 2900 K
230 V
☞180 ø75 ☞145 mm
EAN 4000870 951194
951.19 new

LED



CM

☞ Chrome matt/White ☒ Metal/Glass
☞ Cromo mate/Blanco ☒ Metal/Cristal
☞ Cromo opaco/Bianco ☒ Metallo/Vetro

💡 894.48



Set Quad

incl. 4x9 W, GZ10 / GU10
390 lm, 2700 K
230 V
☞2,05 m
EAN 4000870 950692
950.69

Energy Saver



CM

☞ Chrome matt ☒ Metal
☞ Cromo mate ☒ Metal
☞ Cromo opaco ☒ Metallo

💡 894.09



Spot Pharus

incl. 1x9 W, E14
377 lm, 2700 K
230 V
☞150 ☞55 ☞225 mm
EAN 4000870 968499
968.49

Energy Saver



Set Pharus

incl. 4x9 W, E14
4x377 lm, 2700 K
230 V
☞2,05 m
EAN 4000870 968383
968.38

Energy Saver



CM

☞ Chrome matt ☒ Metal
☞ Cromo mate ☒ Metal
☞ Cromo opaco ☒ Metallo

💡 894.09



Spot Pherus

incl. 1x9 W, E14
377 lm, 2700 K
230 V
☞160 ø40 ☞200 mm
EAN 4000870 976661
976.66

Energy Saver



CM

☞ Chrome matt ☒ Metal
☞ Cromo mate ☒ Metal
☞ Cromo opaco ☒ Metallo

💡 884.48



Spot Circular

incl. 1x22 W, 2GX13
1720 lm, 2700 K
230 V
☞115 ø230 ☞245 mm
EAN 4000870 976746
976.74

Energy Saver



CM

☞ Chrome matt ☒ Metal
☞ Cromo mate ☒ Metal
☞ Cromo opaco ☒ Metallo

💡 832.46



Spot Tecno

incl. 1x50 W, GU5,3
675 lm, 2900 K
☞ 38°, 1800 cd
230/12 V, 70 VA
☞180 ☞83 ☞112 mm
EAN 4000870 950890
950.89

Halogen 12V



CM

☞ Chrome matt ☒ Metal
☞ Cromo mate ☒ Metal
☞ Cromo opaco ☒ Metallo

💡 832.45



Spot Tecno

incl. 2x35 W, GU5,3
2x430 lm, 2900 K
☞ 38°, 1100 cd
230/12 V, 70 VA
☞180 ☞83 ☞183 mm
EAN 4000870 950906
950.90

Halogen 12V



CM

☞ Chrome matt ☒ Metal
☞ Cromo mate ☒ Metal
☞ Cromo opaco ☒ Metallo

💡 833.35



Spot Gurnemanz

incl. 1x50 W, GU5,3
728 lm, 2900 K
☞ 10°, 10000 cd
230/12 V, 60 VA
☞165 ☞115 ☞85 mm
EAN 4000870 968444
968.44

Halogen 12V





CM

☞ Chrome matt/Dichroic ☒ Metal/Glass
 ☞ Cromo mate/Dicroico ☒ Metal/Cristal
 ☞ Cromo opaco/Dicroico ☒ Metallo/Vetro

Set Dichroic
 incl. 4×40 W, GZ10
 4×586 lm, 2900 K
 230 V
 ⇔2,05 m
 EAN 4000870 950937
950.93



☞ 800.44



CM

☞ Chrome matt/White ☒ Metal/Glass
 ☞ Cromo mate/Blanco ☒ Metal/Cristal
 ☞ Cromo opaco/Bianco ☒ Metallo/Vetro

Set Zyli
 incl. 4×40 W, GZ10
 4×586 lm, 2900 K
 230 V
 ⇔2,05 m
 EAN 4000870 950951
950.95



☞ 800.44



CM

☞ Chrome matt ☒ Metal
 ☞ Cromo mate ☒ Metal
 ☞ Cromo opaco ☒ Metallo

Spot Barelli
 incl. 1×50 W, GU10
 234 lm, 2900 K
 \sphericalangle 30°, 700 cd
 230 V
 ⌀165 ⌀51 ⌀100 mm
 EAN 4000870 968468
968.46



☞ 836.44

Set Barelli
 incl. 4×50 W, GU10
 4×234 lm, 2900 K
 \sphericalangle 30°, 700 cd
 230 V
 ⇔2,05 m
 EAN 4000870 968376
968.37



CM

☞ Chrome matt/Opal ☒ Metal/Glass
 ☞ Cromo mate/Opal ☒ Metal/Cristal
 ☞ Cromo opaco/Opale ☒ Metallo/Vetro

Spot Barelli
 incl. 1×40 W, GZ10
 586 lm, 2900 K
 230 V
 ⌀175 ⌀85 ⌀105 mm
 EAN 4000870 968475
968.47



☞ 800.44

Set Barelli
 incl. 4×40 W, GZ10
 4×586 lm, 2900 K
 230 V
 ⇔2,05 m
 EAN 4000870 968369
968.36



CM

☞ Chrome matt/Black ☒ Metal
 ☞ Cromo mate/Negro ☒ Metal
 ☞ Cromo opaco/Nero ☒ Metallo

Spot Klingsor
 incl. 1×50 W, GU10
 292 lm, 2900 K
 \sphericalangle 30°, 800 cd
 230 V
 ⌀170 ⌀51 ⌀145 mm
 EAN 4000870 968437
968.43



☞ 836.35



CM

☞ Chrome matt/Opal/Black ☒ Metal/Glass
 ☞ Cromo mate/Opal/Negro ☒ Metal/Cristal
 ☞ Cromo opaco/Opale/Nero ☒ Metallo/Vetro

Spot Titurel
 incl. 1×42 W, G9
 625 lm, 2800 K
 230 V
 ⌀225 ⌀150 mm
 EAN 4000870 968413
968.41



☞ 800.32



CM

☞ Chrome matt/Alu ☒ Metal
 ☞ Cromo mate/Aluminio ☒ Metal
 ☞ Cromo opaco/Alluminio ☒ Metallo

Spot Amfortas
 incl. 1×42 W, G9
 625 lm, 2800 K
 230 V
 ⌀225 ⌀60 ⌀140 mm
 EAN 4000870 968406
968.40



☞ 800.32

Spot Amfortas
 incl. 4×42 W, G9
 4×625 lm, 2800 K
 230 V
 ⇔2,05 m
 EAN 4000870 968536
968.53





CM

- ☞ Chrome matt ☒ Metal
- ☞ Cromo mate ☒ Metal
- ☞ Cromo opaco ☒ Metallo



☞ 229.53

Spot Roncalli

incl. 1×50 W, GU10
207 lm, 2900 K
◄ 24°, 1300 cd
230 V
⌀200 ø111 ↗105 mm
EAN 4000870 968451
968.45



Set Roncalli

incl. 4×50 W, GU10
4×207 lm, 2900 K
◄ 24°, 1300 cd
230 V
↔2,05 m
EAN 4000870 968529
968.52



CM

- ☞ Chrome matt/Opal ☒ Glass
- ☞ Cromo mate/Opal ☒ Cristal
- ☞ Cromo opaco/Opale ☒ Vetro

☞ 800.44



Pendel Sarrasani

incl. 1×40 W, GZ10
586 lm, 2900 K
230 V
⌀135 cm
EAN 4000870 950913
950.91



CM

- ☞ Chrome matt/Opal ☒ Metal/Glass
- ☞ Cromo mate/Opal ☒ Metal/Cristal
- ☞ Cromo opaco/Opale ☒ Metallo/Vetro

☞ 800.44



Spot Kundry

incl. 1×40 W, GZ10
586 lm, 2900 K
230 V
⌀200 ø60 ↗120 mm
EAN 4000870 968420
968.42



CM

- ☞ Chrome matt/Dicroic ☒ Glass
- ☞ Cromo mate/Dicroico ☒ Cristal
- ☞ Cromo opaco/Dicroico ☒ Vetro

☞ 800.44



Pendel Sarrasani

incl. 1×40 W, GZ10
586 lm, 2900 K
230 V
⌀135 cm
EAN 4000870 950920
950.92



CM

- ☞ Chrome matt/Satin ☒ Metal/Glass
- ☞ Cromo mate/Satinada ☒ Metal/Cristal
- ☞ Cromo opaco/Satinato ☒ Metallo/Vetro

☞ 800.44



Spot Zambaioni

incl. 1×40 W, GZ10
586 lm, 2900 K
230 V
⌀160 ø112 ↗120 mm
EAN 4000870 968505
968.50



CM

- ☞ Chrome matt/Satin
- ☒ Metal/Plastic/Glass
- ☞ Cromo mate/Satinada
- ☒ Metal/Plástico/Cristal
- ☞ Cromo opaco/Satinato
- ☒ Metallo/Plastica/Vetro

☞ 800.32




Pendulum Phil

incl. 1×42 W, G9
625 lm, 2800 K
230 V
⌀90-170 cm ø125 mm
EAN 4000870 968550
968.55






600.11 + 950.44 + 950.13

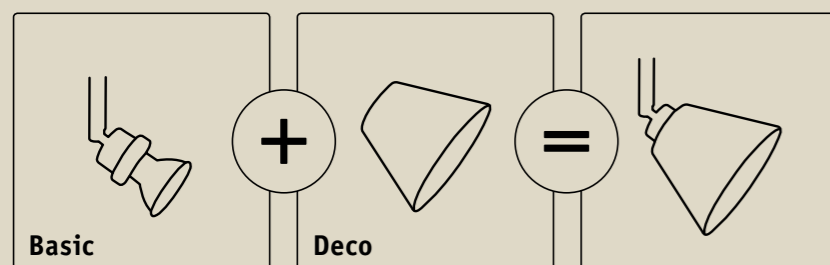


600.11 + 950.44



Deco □ = 174-175

Combine your own personal lighting system
 Combine usted mismo su sistema de luz personal
 Scegliete voi stessi le combinazioni per il vostro sistema d'illuminazione personalizzato



CM

- ☞ Chrome matt □ Metal
- ☞ Cromo mate □ Metal
- ☞ Cromo opaco □ Metallo

Basic-Spot

incl. 1×3 W
 140 lm, 3000 K
 230/12 V
 ⌀150 ø40 ⌀65 mm
 EAN 4000870 950395
950.39



CM

- ☞ Chrome matt □ Metal
- ☞ Cromo mate □ Metal
- ☞ Cromo opaco □ Metallo

Basic-Pendulum

incl. 1×9 W, GZ10 / GU10
 390 lm, 2700 K
 230 V
 ⌀135 cm
 EAN 4000870 950104
950.10



☞ 894.48



CM

- ☞ Chrome matt □ Metal
- ☞ Cromo mate □ Metal
- ☞ Cromo opaco □ Metallo

Basic-Pendulum

incl. 1×40 W, GZ10
 586 lm, 2900 K
 230 V
 ⌀135 cm
 EAN 4000870 950135
950.13



☞ 800.44



Basic-Set

incl. 4×40 W, GZ10
 4×586 lm, 2900 K
 230 V
 ⇔2,05 m
 EAN 4000870 950449
950.44





Zyli
max. 50 W
⌀80 ø70 mm
EAN 4000870 600047
600.04

- ☞ White ☐ Glass
- ☞ Blanco ☐ Cristal
- ☞ Bianco ☐ Vetro



Zyli
max. 50 W
⌀80 ø70 mm
EAN 4000870 600054
600.05

- ☞ White/Black ☐ Glass
- ☞ Blanco/Negro ☐ Cristal
- ☞ Bianco/Nero ☐ Vetro



Zyli
max. 50 W
⌀80 ø70 mm
EAN 4000870 600535
600.53

- ☞ Opal/Black ☐ Glass
- ☞ Opal/Negro ☐ Cristal
- ☞ Opale/Nero ☐ Vetro



Wolbi
max. 50 W
⌀80 ø90 mm
EAN 4000870 600108
600.10

- ☞ Chrome ☐ Metal
- ☞ Cromo ☐ Metal
- ☞ Cromo ☐ Metallo



Wolbi
max. 50 W
⌀80 ø90 mm
EAN 4000870 600115
600.11

- ☞ Dichroic ☐ Glass
- ☞ Dicroico ☐ Cristal
- ☞ Dicroico ☐ Vetro



Wolbi
max. 50 W
⌀80 ø90 mm
EAN 4000870 600160
600.16

- ☞ Black ☐ Glass
- ☞ Negro ☐ Cristal
- ☞ Nero ☐ Vetro



Zyli
max. 50 W
⌀80 ø70 mm
EAN 4000870 600542
600.54

- ☞ Opal ☐ Glass
- ☞ Opal ☐ Cristal
- ☞ Opale ☐ Vetro



Zyli
max. 50 W
⌀80 ø70 mm
EAN 4000870 600061
600.06

- ☞ Brown ☐ Glass
- ☞ Marrón ☐ Cristal
- ☞ Marrone ☐ Vetro



Wolbi
max. 50 W
⌀80 ø90 mm
EAN 4000870 600566
600.56

- ☞ Beige ☐ Ceramic
- ☞ Beige ☐ Cerámica
- ☞ Beige ☐ Ceramica



Kegi
max. 50 W
⌀80 ø110 mm
EAN 4000870 600122
600.12

- ☞ White ☐ Glass
- ☞ Blanco ☐ Cristal
- ☞ Bianco ☐ Vetro



Kegi
max. 50 W
⌀80 ø110 mm
EAN 4000870 600139
600.13

- ☞ White/Black ☐ Glass
- ☞ Blanco/Negro ☐ Cristal
- ☞ Bianco/Nero ☐ Vetro



Kegi
max. 50 W
⌀80 ø110 mm
EAN 4000870 600146
600.14

- ☞ White/Black ☐ Glass
- ☞ Blanco/Negro ☐ Cristal
- ☞ Bianco/Nero ☐ Vetro



Wolbi
max. 50 W
⌀80 ø90 mm
EAN 4000870 600078
600.07

- ☞ White ☐ Glass
- ☞ Blanco ☐ Cristal
- ☞ Bianco ☐ Vetro



Wolbi
max. 50 W
⌀80 ø90 mm
EAN 4000870 600085
600.08

- ☞ White ☐ Metal
- ☞ Blanco ☐ Metal
- ☞ Bianco ☐ Metallo



Wolbi
max. 50 W
⌀80 ø90 mm
EAN 4000870 600092
600.09

- ☞ White/Alu ☐ Metal
- ☞ Blanco/Aluminio ☐ Metal
- ☞ Bianco/Alluminio ☐ Metallo



Quad
max. 50 W
⌀80 ø75 mm
EAN 4000870 600153
600.15

- ☞ White ☐ Glass
- ☞ Blanco ☐ Cristal
- ☞ Bianco ☐ Vetro

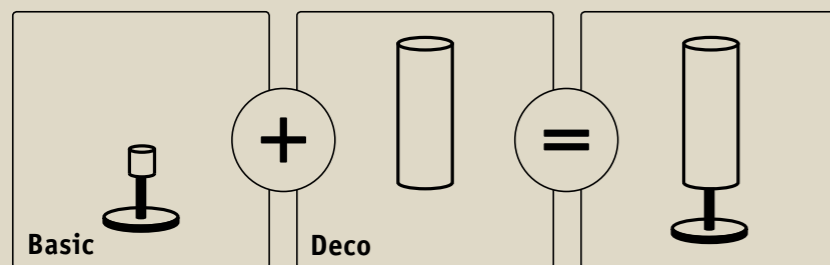



Wolbi
max. 50 W
⌀70 ø90 mm
EAN 4000870 600559
600.55

- ☞ Opal ☐ Glass
- ☞ Opal ☐ Cristal
- ☞ Opale ☐ Vetro



Combine your own personal lighting system
 Combine usted mismo su sistema de luz personal
 Scegliete voi stessi le combinazioni per il vostro sistema d'illuminazione personalizzato





CM

- ☞ Chrome matt ☒ Metal
- ☞ Cromo mate ☒ Metal
- ☞ Cromo opaco ☒ Metallo

☎ 894.11

Basic-Pendulum
 incl. 1x11 W, E27
 496 lm, 2700 K
 230 V
 ☎ 150 cm
 EAN 4000870 950036
950.03

Energy Saver



<p>Spira ☎ 280 ø100 mm EAN 4000870 701775 701.77</p> <ul style="list-style-type: none"> ☞ Opal/Clear ☒ Glass ☞ Opal/Claro ☒ Cristal ☞ Opale/Chiaro ☒ Vetro 	<p>Volta ☎ 280 ø130 mm EAN 4000870 998649 998.64</p> <ul style="list-style-type: none"> ☞ White/Transparent ☒ Glass ☞ Blanco/Transparente ☒ Cristal ☞ Bianco/Transparente ☒ Vetro 	<p>Arazzo ☎ 280 ø80 mm EAN 4000870 700020 700.02</p> <ul style="list-style-type: none"> ☞ Opal/Brown ☒ Glass ☞ Opal/Marrón ☒ Cristal ☞ Opale/Marrone ☒ Vetro
--	---	--



<p>Biodola ☎ 385 ø120 mm EAN 4000870 700013 700.01</p> <ul style="list-style-type: none"> ☞ Opal/Brown ☒ Glass ☞ Opal/Marrón ☒ Cristal ☞ Opale/Marrone ☒ Vetro 	<p>Biodola ☎ 450 ø120 mm EAN 4000870 998441 998.44</p> <ul style="list-style-type: none"> ☞ Opal/Black ☒ Glass ☞ Opal/Negro ☒ Cristal ☞ Opale/Nero ☒ Vetro 	<p>Biodola ☎ 450 ø120 mm EAN 4000870 998434 998.43</p> <ul style="list-style-type: none"> ☞ Opal ☒ Glass ☞ Opal ☒ Cristal ☞ Opale ☒ Vetro 	<p>Livo ☎ 280 ø75 mm EAN 4000870 998410 998.41</p> <ul style="list-style-type: none"> ☞ Black/Opal ☒ Glass ☞ Negro/Opal ☒ Cristal ☞ Nero/Opale ☒ Vetro
--	--	---	--



<p>Livo ☎ 280 ø75 mm EAN 4000870 998427 998.42</p> <ul style="list-style-type: none"> ☞ Opal ☒ Glass ☞ Opal ☒ Cristal ☞ Opale ☒ Vetro 	<p>Biodola ☎ 320 ø115 mm EAN 4000870 700006 700.00</p> <ul style="list-style-type: none"> ☞ Chrome matt ☒ Glass ☞ Cromo mate ☒ Cristal ☞ Cromo opaco ☒ Vetro 	<p>Alura ☎ 280 ø85 mm EAN 4000870 998601 998.60</p> <ul style="list-style-type: none"> ☞ Chrome matt ☒ Alu ☞ Cromo mate ☒ Alluminio ☞ Cromo opaco ☒ Alluminio 	<p>Carducci ☎ 450 ø130 mm EAN 4000870 998458 998.45</p> <ul style="list-style-type: none"> ☞ Black ☒ Metal ☞ Negro ☒ Metal ☞ Nero ☒ Metallo
---	--	---	---



W

- White/Chrome Metal
- Blanco/Cromo Metal
- Bianco/Cromo Metallo



Spot Channel

incl. 1x10 W
433 lm, 3000 K
31°, 1000 cd
230 V
150 161 50 mm
EAN 4000870 951125
951.12

LED



W

- White Metal
- Blanco Metal
- Bianco Metallo



Spot TecLed

incl. 1x9 W
350 lm, 3000 K
23°, 2000 cd
230 V
160 105 85 mm
EAN 4000870 951637
951.63 new

LED



W

- White Metal
- Blanco Metal
- Bianco Metallo



Spot TecLed

incl. 2x9 W
2x350 lm, 3000 K
23°, 2000 cd
230 V
160 170 85 mm
EAN 4000870 951644
951.64 new

LED



W

- White Metal
- Blanco Metal
- Bianco Metallo

894.09



Spot Pherus

incl. 1x9 W, E14
377 lm, 2700 K
230 V
160 40 120 mm
EAN 4000870 950067
950.06

Energy
Saver



W

- White Metal
- Blanco Metal
- Bianco Metallo

832.46



Spot Tecno

incl. 1x50 W, GU5,3
675 lm, 2900 K
38°, 1800 cd
230/12 V, 70 VA
180 83 112 mm
EAN 4000870 951651
951.65 new

Halogen
12V



W

- White Metal
- Blanco Metal
- Bianco Metallo

832.45



Spot Tecno

incl. 2x35 W, GU5,3
2x430 lm, 2900 K
38°, 1100 cd
230/12 V, 70 VA
180 83 183 mm
EAN 4000870 951668
951.66 new

Halogen
12V



W

- White Metal
- Blanco Metal
- Bianco Metallo

833.35



Spot Gurnemanz

incl. 1x50 W, GU5,3
728 lm, 2900 K
10°, 10000 cd
230/12 V, 60 VA
165 115 85 mm
EAN 4000870 953136
953.13

Halogen
12V






W
 White Metal
 Blanco Metal
 Bianco Metallo

836.56



Spot Barelli
 incl. 1x50W, GU10
 347 lm, 2900 K
 \sphericalangle 35°, 800 cd
 230 V
 \updownarrow 165 \varnothing 51 \updownarrow 100 mm
 EAN 4000870 950081
950.08



Deco □ = 174-175



W
 White/Opal Metal/Glass
 Blanco/Opal Metal/Cristal
 Bianco/Opale Metallo/Vetro

800.44



Spot Barelli
 incl. 1x40W, GZ10
 586 lm, 2900 K
 230 V
 \updownarrow 165 \varnothing 85 \updownarrow 100 mm
 EAN 4000870 976937
976.93



Set Barelli
 incl. 4x40W, GZ10
 4x586 lm, 2900 K
 230 V
 \leftrightarrow 2,05 m
 EAN 4000870 976944
976.94



W
 White/Opal/Black Metal/Glass
 Blanco/Opal/Negro Metal/Cristal
 Bianco/Opale/Nero Metallo/Vetro

800.32



Spot Titrel
 incl. 1x42W, G9
 625 lm, 2800 K
 230 V
 \updownarrow 225 \updownarrow 150 mm
 EAN 4000870 976890
976.89



W
 White Metal
 Blanco Metal
 Bianco Metallo

229.53



Spot Roncalli
 incl. 1x50W, GU10
 207 lm, 2900 K
 \sphericalangle 24°, 1300 cd
 230 V
 \updownarrow 200 \varnothing 111 \updownarrow 105 mm
 EAN 4000870 976913
976.91



Set Roncalli
 incl. 4x50W, GU10
 4x207 lm, 2900 K
 \sphericalangle 24°, 1300 cd
 230 V
 \leftrightarrow 2,05 m
 EAN 4000870 976920
976.92



W
 White Metal
 Blanco Metal
 Bianco Metallo

894.48



Basic-Pendulum
 incl. 1x9W, GZ10 / GU10
 390 lm, 2700 K
 230 V
 \updownarrow 135 cm
 EAN 4000870 950111
950.11



Basic-Spot
 incl. 1x9W, GZ10 / GU10
 390 lm, 2700 K
 230 V
 \updownarrow 125 \varnothing 51 \updownarrow 50 mm
 EAN 4000870 950234
950.23



W
 White Metal
 Blanco Metal
 Bianco Metallo

800.44



Basic-Pendulum
 incl. 1x40W, GZ10
 586 lm, 2900 K
 230 V
 \updownarrow 135 cm
 EAN 4000870 950142
950.14



Basic-Spot
 incl. 1x40W, GZ10
 586 lm, 2900 K
 230 V
 \updownarrow 125 \varnothing 51 \updownarrow 50 mm
 EAN 4000870 950203
950.20





Deco = 177



W
 White Metal
 Blanco Metal
 Bianco Metallo

894.11



Basic-Pendulum
 incl. 1x11 W, E27
 496 lm, 2700 K
 230 V
 150 cm
 EAN 4000870 950050
950.05



950.98 + 950.18



C
 Chrome/Black Metal
 Cromo/Negro Metal
 Cromo/Nero Metallo



Spot Channel
 incl. 1x10 W
 433 lm, 3000 K
 31°, 1000 cd
 230 V
 150 161 50 mm
 EAN 4000870 951132
951.13



C
 Chrome/White Metal/Glass
 Cromo/Blanco Metal/Cristal
 Cromo/Bianco Metallo/Vetro



Spot Zyli
 incl. 1x3 W
 140 lm, 3000 K
 230 V
 180 80 125 mm
 EAN 4000870 950968
950.96

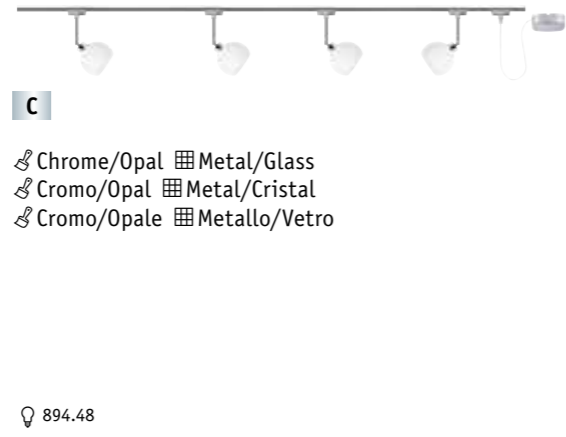


C
 Chrome/White Metal/Glass
 Cromo/Blanco Metal/Cristal
 Cromo/Bianco Metallo/Vetro



Spot Wolbi
 incl. 1x3 W
 140 lm, 3000 K
 230 V
 180 90 125 mm
 EAN 4000870 950982
950.98






C

- ☞ Chrome/Opal ☒ Metal/Glass
- ☞ Cromo/Opal ☒ Metal/Cristal
- ☞ Cromo/Opale ☒ Metallo/Vetro

☞ 894.48

Set Wolbi
 incl. 4×9 W, GZ10
 4×390 lm, 2700 K
 230 V
 ⇄2,05 m
 EAN 4000870 950944
950.94

Energy Saver




C

- ☞ Chrome/Opal/Black ☒ Metal/Glass
- ☞ Cromo/Opal/Negro ☒ Metal/Cristal
- ☞ Cromo/Opale/Nero ☒ Metallo/Vetro

☞ 800.32

Spot Titirel
 incl. 1×42 W, G9
 625 lm, 2800 K
 230 V
 ⇄225 ø60 ⇄150 mm
 EAN 4000870 968772
968.77

Halogen 230V



C

- ☞ Chrome ☒ Metal
- ☞ Cromo ☒ Metal
- ☞ Cromo ☒ Metallo

☞ 894.09

Spot Pherus
 incl. 1×9 W, E14
 377 lm, 2700 K
 230 V
 ⇄160 ø40 ⇄120 mm
 EAN 4000870 968796
968.79

Energy Saver



C

- ☞ Chrome ☒ Metal
- ☞ Cromo ☒ Metal
- ☞ Cromo ☒ Metallo

☞ 229.53

Spot Roncalli
 incl. 1×50 W, GU10
 207 lm, 2900 K
 < 24°, 1300 cd
 230 V
 ⇄200 ø111 ⇄105 mm
 EAN 4000870 968833
968.83

Halogen 230V



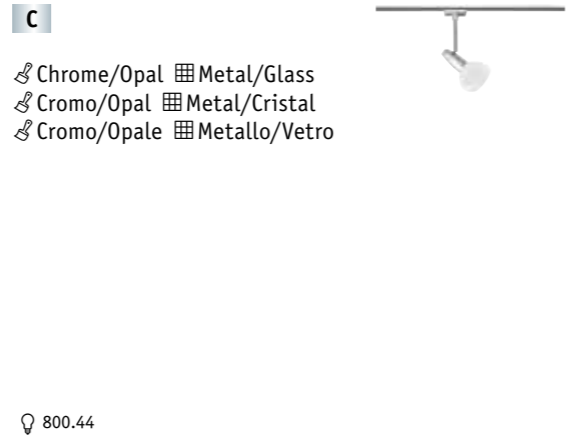
C

- ☞ Chrome ☒ Metal
- ☞ Cromo ☒ Metal
- ☞ Cromo ☒ Metallo

☞ 836.56

Spot Barelli
 incl. 1×50 W, GU10
 347 lm, 2900 K
 < 35°, 800 cd
 230 V
 ⇄165 ø51 ⇄100 mm
 EAN 4000870 950098
950.09

Halogen 230V



C

- ☞ Chrome/Opal ☒ Metal/Glass
- ☞ Cromo/Opal ☒ Metal/Cristal
- ☞ Cromo/Opale ☒ Metallo/Vetro

☞ 800.44

Spot Barelli
 incl. 1×40 W, GZ10
 586 lm, 2900 K
 230 V
 ⇄175 ø85 ⇄105 mm
 EAN 4000870 968734
968.73

Halogen 230V



Deco □ = 174-175



C
 Chrome Metal
 Cromo Metal
 Cromo Metallo

894.48



Basic-Spot
 incl. 1x9 W, GZ10 / GU10
 390 lm, 2700 K
 230 V
 ∅125 ∅51 ∠50 mm
 EAN 4000870 950241
950.24



Deco □ = 177



C
 Chrome Metal
 Cromo Metal
 Cromo Metallo

894.11



Basic-Pendulum
 incl. 1x11 W, E27
 496 lm, 2700 K
 230 V
 ∅150 cm
 EAN 4000870 950043
950.04



C
 Chrome Metal
 Cromo Metal
 Cromo Metallo

800.44



Basic-Pendulum
 incl. 1x40 W, GZ10
 586 lm, 2900 K
 230 V
 ∅135 cm
 EAN 4000870 950159
950.15



Basic-Spot
 incl. 1x40 W, GZ10
 586 lm, 2900 K
 230 V
 ∅125 ∅51 ∠50 mm
 EAN 4000870 950210
950.21





CM

Chrome matt
Cromo mate
Cromo opaco



W

White
Blanco
Bianco



C

Chrome
Cromo
Cromo



Pendant adapter
Adaptadores para péndulos
Adattatore per lampadario

CM

EAN 4000870 950005
950.00

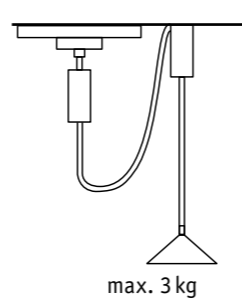
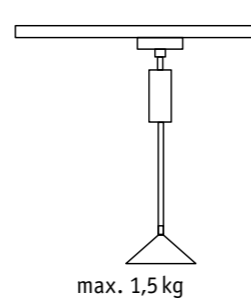
W

EAN 4000870 950029
950.02

C

EAN 4000870 950012
950.01

±90 ø22 mm

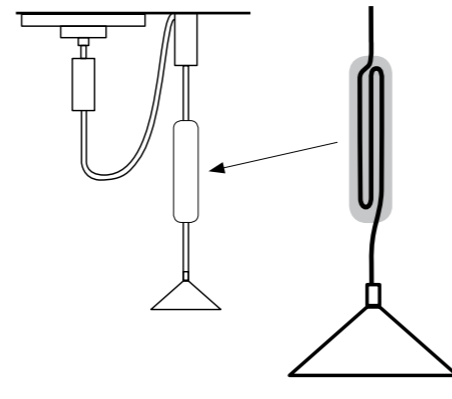
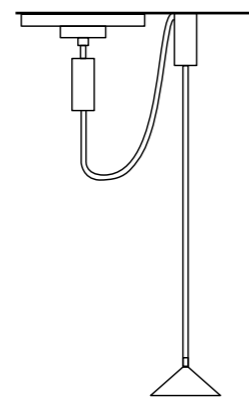


Pendant adapter, can be shortened
Adaptadores para péndulos, recortables
Adattatore accorciabile per lampadario

CM

EAN 4000870 974742
974.74

±135 ø26 mm



URail Basicsystem
Sistema de base URail
Sistema base URail

CM

EAN 4000870 950166
950.16


W

EAN 4000870 950173
950.17

C

EAN 4000870 950180
950.18

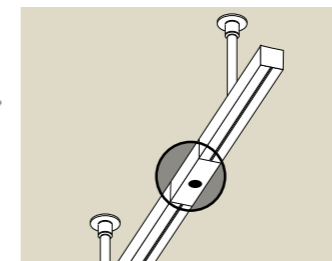
↔3,1 m



- ▶ Remote control for ease and convenience when switching or dimming URail systems.
- ▶ The receiver integrated in an adapter controls all of the subsequent sections of the system.
- ▶ The four function buttons on the remote control can be used to control two separate switches and two dimming processes.

- ▶ Mando a distancia para encender/apagar o regular cómodamente sistemas URail.
- ▶ El receptor integrado en un conector gobierna todas las subsiguientes secciones del sistema.
- ▶ Con las cuatro teclas de función del mando a distancia pueden controlarse 2 procesos de regulación o 2 circuitos separados.

- ▶ Telecomando per accendere, spegnere o variare comodamente l'intensità degli URail System.
- ▶ L'apparecchio ricevente, integrato in un elemento di connessione, comanda tutti i successivi segmenti del sistema.
- ▶ Tramite i quattro pulsanti del telecomando è possibile comandare due interruttori di accensione/spegnimento separati oppure due processi di variazione dell'intensità.



IR Rail-Switch

CM

EAN 4000870 950708
950.70

W

EAN 4000870 950715
950.71

C

EAN 4000870 950722
950.72

±18 ↔240 ↗18 mm



IR Rail switch remote control
Mando a distancia IR Rail-Switch
Telecomando IR Rail-Switch

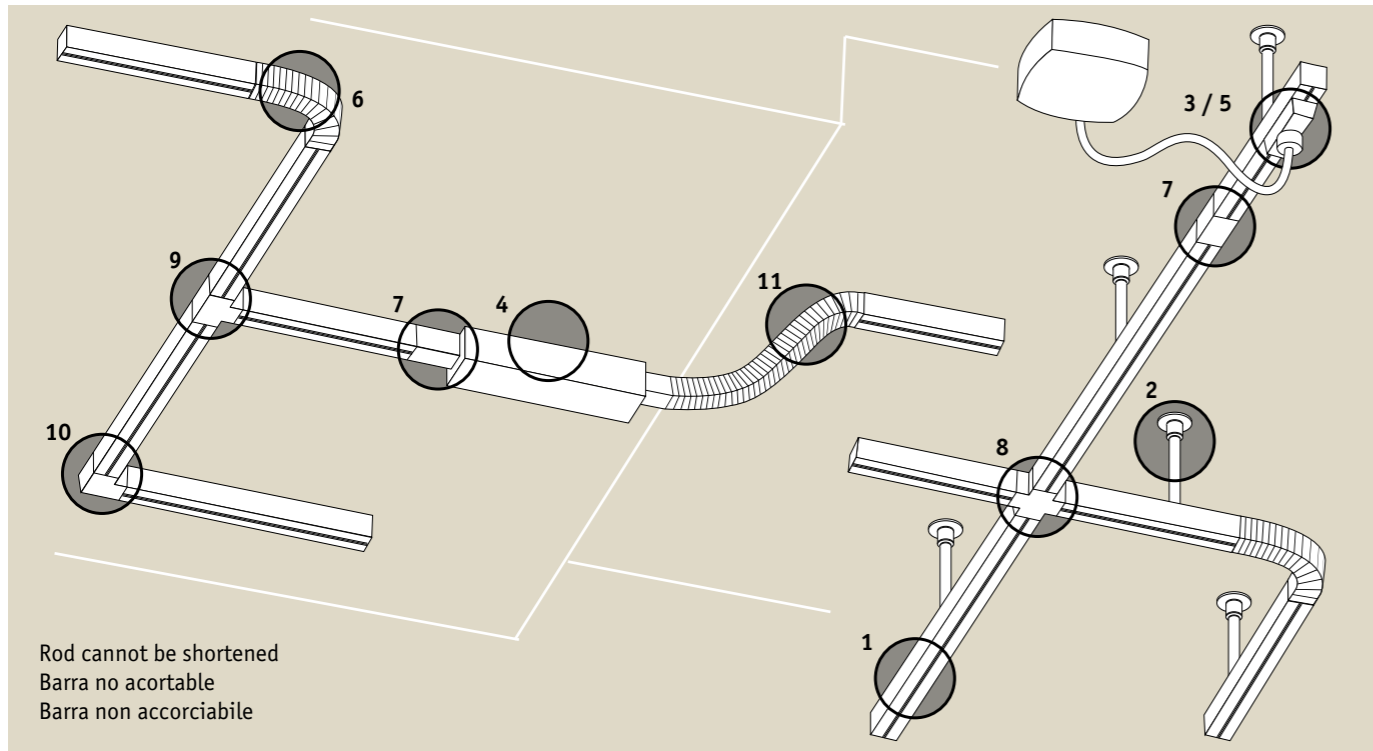
CM





EAN 4000870 950739
950.73

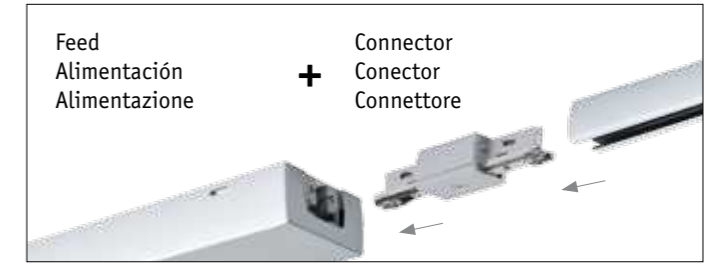
±7 ↔40 ↗85 mm

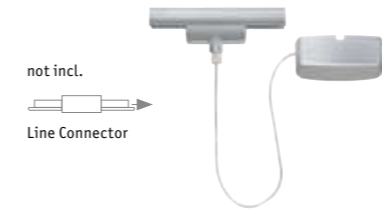
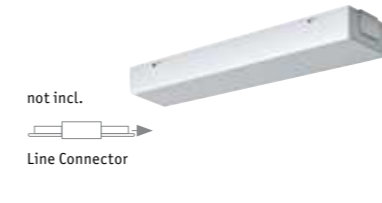
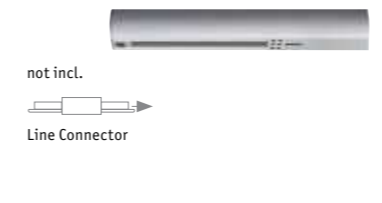



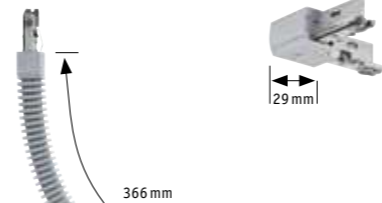

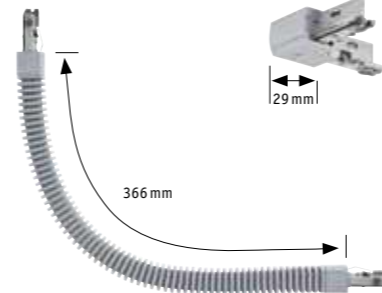


- CM**
Chrome matt
Cromo mate
Cromo opaco
- W**
White
Blanco
Bianco
- C**
Chrome
Cromo
Cromo



	Track Riel Binari ↑18 mm ↗18 mm ⇔0,5 m	CM EAN 4000870 968543 968.54	W EAN 4000870 976821 976.82	C EAN 4000870 968642 968.64
	Track Riel Binari ↑18 mm ↗18 mm ⇔1 m	CM EAN 4000870 968338 968.33	W EAN 4000870 976838 976.83	C EAN 4000870 968659 968.65
	Track Riel Binari ↑18 mm ↗18 mm ⇔2 m	CM EAN 4000870 968345 968.34	W EAN 4000870 976845 976.84	C EAN 4000870 968666 968.66
	Suspension Sospensione ↑105 ø23 mm	CM EAN 4000870 975992 975.99	W EAN 4000870 976883 976.88	C EAN 4000870 968673 968.67



	3 Middle/terminal feed Alimentación central / por un extremo Alimentazione centrale / finale ↑30 mm ø75 mm ⇔165 mm ⇔1 m	CM EAN 4000870 968314 968.31	W EAN 4000870 976791 976.79	C EAN 4000870 968635 968.63
	4 Middle/terminal feed Alimentación central / por un extremo Alimentazione centrale / finale ↑27 ⇔205 ↗45 mm	CM EAN 4000870 968857 968.85	W EAN 4000870 968864 968.86	C EAN 4000870 968871 968.87
	5 Terminal feed Alimentación por un extremo Alimentazione finale ↑18 ⇔161 ↗18 mm	CM EAN 4000870 976555 976.55	W EAN 4000870 976852 976.85	C EAN 4000870 968703 968.70
	6 Flex Connector Conector flexible Connettore flessibile ↑18 ⇔180 ↗18 mm	CM EAN 4000870 968512 968.51	W EAN 4000870 976814 976.81	C EAN 4000870 968680 968.68
	7 Line Connector Conector lineal Connettore lineare ↑18 ⇔108 ↗18 mm	CM EAN 4000870 968321 968.32	W EAN 4000870 976807 976.80	C EAN 4000870 968697 968.69
	8 X-Connector X-Conector X-Connettore ↑18 ⇔104 ↗104 mm	CM EAN 4000870 976579 976.57	W EAN 4000870 976876 976.87	C EAN 4000870 968727 968.72
	9 T-Connector T-Conector T-Connettore ↑18 ⇔104 ↗62 mm	CM EAN 4000870 976562 976.56	W EAN 4000870 976869 976.86	C EAN 4000870 968710 968.71
	10 L-Connector L-Conector L-Connettore ↑18 ⇔62 ↗62 mm	CM EAN 4000870 976487 976.48	W EAN 4000870 976494 976.49	C EAN 4000870 976500 976.50
	11 MAX Connector MAX Conector MAX Connettore ↑18 ⇔436 ↗18 mm	CM EAN 4000870 968888 968.88	W EAN 4000870 968895 968.89	C EAN 4000870 968901 968.90

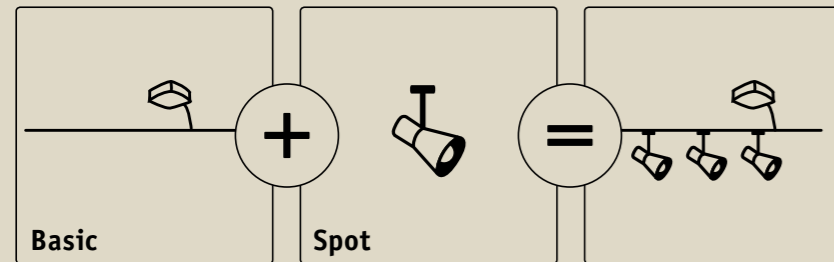


950.61 + 950.67

Combine your own personal lighting system

Combine usted mismo su sistema de luz personal

Scegliete voi stessi le combinazioni per il vostro sistema d'illuminazione personalizzato



ULine – the filigree 12 V rail system from Paulmann

ULine is the flexible and creative rail system in efficient 12 V low-voltage technology – for brilliant halogen or warm white LED light. With ULine, you easily combine your personal light system starting with a basic system and various spots or pendants. With its fine dimensions, ULine is also well suited for shelf and display case lighting.

ULine - El sofisticado sistema de raíles a 12 V de Paulmann

ULine es el flexible y creativo sistema de raíles en eficiente tecnología de baja tensión a 12 V – Para luz halógena brillante o de LED blanca cálida. ¡Con ULine podrá Ud. diseñar su sistema de luces personal combinando el equipo base con los más variados focos y luces suspendidas! Con sus finas dimensiones, ULine es particularmente adecuado para iluminación de vitrinas y estanterías.

ULine - Il sistema di illuminazione a binario filigranato 12 V Paulmann

ULine è il sistema a binario flessibile e creativo con tecnologia efficiente a basso voltaggio da 12 V - per una luce al LED alogena o bianco calda. Con ULine è possibile scegliere da soli e personalizzare facilmente le combinazioni del sistema base e dei vari spot o sospensioni! Grazie alle sue dimensioni sottili, ULine si adatta particolarmente bene anche per l'illuminazione di scaffali e vetrine.



CM

- ☞ Chrome matt ☒ Metal
- ☞ Cromo mate ☒ Metal
- ☞ Cromo opaco ☒ Metallo




Line
incl. 1x20 W
268 lm, 3000 K
12 V
⌀150 cm ⇄684 mm ↗16 mm
EAN 4000870 950661
950.66



CM

- ☞ Chrome matt ☒ Metal
- ☞ Cromo mate ☒ Metal
- ☞ Cromo opaco ☒ Metallo



Inline
incl. 1x1 W
3000 K
12 V
⌀12,5 ⇄142 ↗7 mm
EAN 4000870 950647
950.64



CM

- ☞ Chrome matt ☒ Metal
- ☞ Cromo mate ☒ Metal
- ☞ Cromo opaco ☒ Metallo



Pencil
incl. 1x3 W
96 lm, 3000 K
12 V
⌀95 ⌀19 ⇄75 ↗50 mm
EAN 4000870 950616
950.61



CM

- ☞ Chrome matt ☒ Metal
- ☞ Cromo mate ☒ Metal
- ☞ Cromo opaco ☒ Metallo



Fennel
incl. 1x3 W
90 lm, 3000 K
12 V
⌀81 ⌀122 ⇄75 ↗122 mm
EAN 4000870 950623
950.62






CM
 Chrome matt Metal
 Cromo mate Metal
 Cromo opaco Metallo



Cone
 incl. 1x5 W
 3000 K
 12 V
 108 ø50 ⇄75 ⇄101 mm
 EAN 4000870 950630
950.63



CM
 Chrome matt Metal
 Cromo mate Metal
 Cromo opaco Metallo



Sheela
 incl. 1x35 W, GU4
 532 lm, 2900 K
 12 V
 100 ⇄75 ⇄56 mm
 EAN 4000870 950593
950.59



833.76



CM
 Chrome matt Metal
 Cromo mate Metal
 Cromo opaco Metallo



Sheela
 incl. 1x35 W, GU4
 532 lm, 2900 K
 12 V
 56 mm 150 cm ⇄75 mm
 EAN 4000870 950609
950.60



833.76



CM
 Chrome matt Metal
 Cromo mate Metal
 Cromo opaco Metallo



Singin
 incl. 1x20 W, GU4
 177 lm, 2900 K
 30°, 730 cd
 12 V
 100 ⇄75 ⇄100 mm
 EAN 4000870 950579
950.57



838.26



CM
 Chrome matt Metal
 Cromo mate Metal
 Cromo opaco Metallo



Mitech
 incl. 1x35 W, GU4
 2900 K
 30°, 900 cd
 12 V
 120 ø61 ⇄75 ⇄53 mm
 EAN 4000870 950586
950.58



832.48

ULine Galeria
 □ = 67-70

ULine
 □ = 192-196



ULine Basicsystem
 max. 60 W
 230/12 V, 60 VA
 ⇄2,3 m
 EAN 4000870 950678
950.67

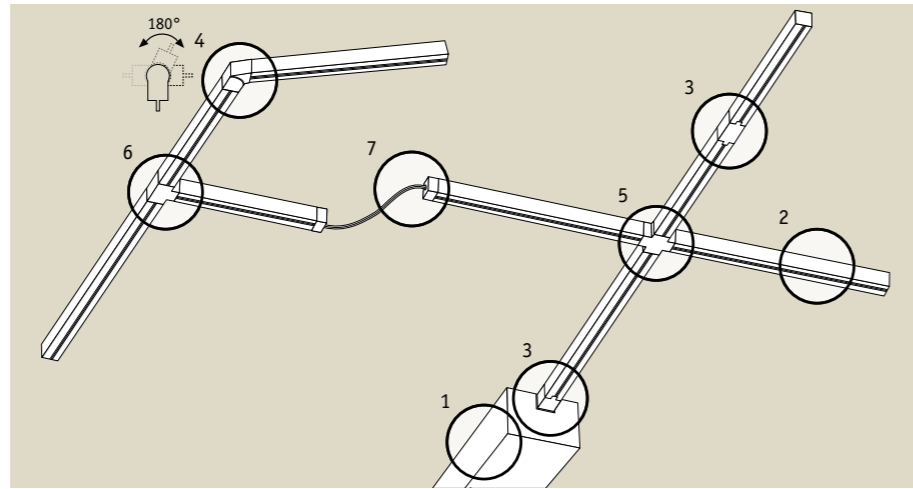
Chrome matt Metal
 Cromo mate Metal
 Cromo opaco Metallo



ULine Basicsystem
 max. 150 W
 230/12 V, 150 VA
 ⇄3,2 m
 EAN 4000870 950685
950.68

Chrome matt Metal
 Cromo mate Metal
 Cromo opaco Metallo

☞ Chrome matt ☞ Plastic
 ☞ Cromo mate ☞ Plástico
 ☞ Cromo opaco ☞ Plastica



1
ULine Trafo 230/12V
 max. 60 W
 230 V, 60 VA
 ⌀70 ⇄287 ⌀47 mm
 EAN 4000870 950500
950.50



1
ULine Trafo 230/12V
 max. 150 W
 230 V, 150 VA
 ⌀101 ⇄177 ⌀110 mm
 EAN 4000870 950517
950.51



2
Track Riel Binari
 max. 150 W
 12 V
 ⌀13 mm ⌀13 mm ⇄0,5 m
 EAN 4000870 950470
950.47




3
Line Connector
Conector lineal
Connettore lineare
 max. 150 W
 12 V
 ⌀14 ⇄15 ⌀35 mm
 EAN 4000870 950524
950.52



4
L-Connector
L-Conector
L-Connettore
 max. 150 W
 12 V
 ⌀14 ⇄53 ⌀15 mm
 EAN 4000870 950555
950.55

⌀13 mm ⌀13 mm ⇄1 m
 EAN 4000870 950487
950.48

⌀13 mm ⌀13 mm ⇄2 m
 EAN 4000870 950494
950.49




5
X-Connector
X-Conector
X-Connettore
 max. 150 W
 12 V
 ⌀14 ⇄42 ⌀42 mm
 EAN 4000870 950548
950.54



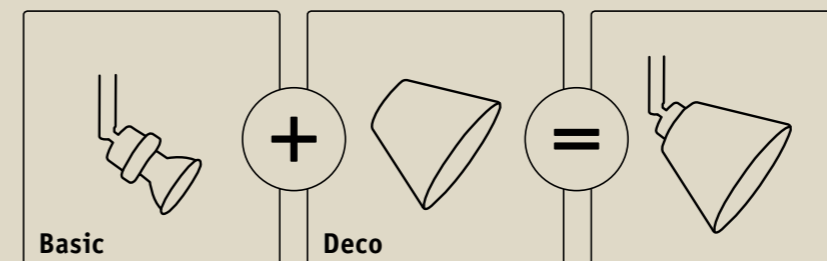
6
T-Connector
T-Conector
T-Connettore
 max. 150 W
 12 V
 ⌀14 ⇄29 ⌀42 mm
 EAN 4000870 950531
950.53



7
MAX Connector
MAX Conector
MAX Connettore
 max. 150 W
 12 V
 ⌀14 ⇄170 ⌀15 mm
 EAN 4000870 950562
950.56

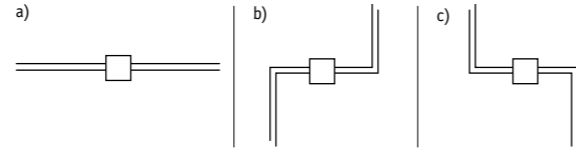


Combine your own personal lighting system
Combine usted mismo su sistema de luz personal
Scegliete voi stessi le combinazioni per il vostro sistema d'illuminazione personalizzato





- ☞ Chrome matt ☒ Metal
- ☞ Cromo mate ☒ Metal
- ☞ Cromo opaco ☒ Metallo



Deco ☐ = 174-175



DecoSystem Basicsystem 105

incl. 5×20 W, GU5,3
5×280 lm, 2900 K
230/12 V, 105 VA
⌀ 30 mm ⇄ 2,10 m
EAN 4000870 940334

940.33

☞ 832.53



DecoSystem Basicsystem 150

incl. 7×20 W, GU5,3
7×280 lm, 2900 K
230/12 V, 150 VA
⌀ 30 mm ⇄ 2,80 m
EAN 4000870 940341

940.34

☞ 832.53



600.04 + 940.34



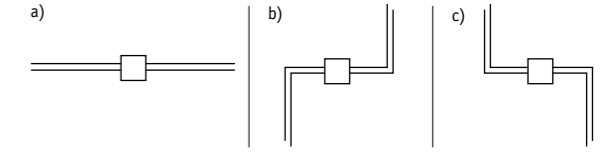
600.06 + 940.33



600.15 + 940.33



- ☞ Chrome matt/Dichroic ☒ Metal/Glass
- ☞ Cromo mate/Dicroico ☒ Metal/Cristal
- ☞ Cromo opaco/Dicroico ☒ Metallo/Vetro



Rail System Dicro

incl. 5×20 W, GU5,3
5×280 lm, 2900 K
230/12 V, 105 VA
⌀ 30 mm ⇄ 2,10 m
EAN 4000870 950654

950.65

☞ 832.53 20 W
833.76 35 W



- ☞ Chrome ☒ Metal
- ☞ Cromo ☒ Metal
- ☞ Cromo ☒ Metallo



Sphere

incl. 3× (2×20 W) / 2×10 W,
GU4/G4
3× (2×205 lm) / 2×95 lm,
2900 K
⊲ 30°, 470 cd
230/12 V, 150 VA
⌀ 30 mm ⇄ 1,4 m
EAN 4000870 976173

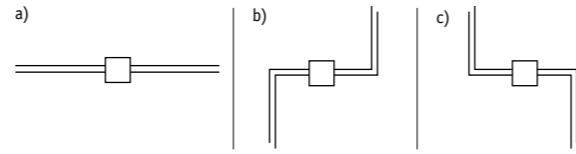
976.17

☞ 832.47 20 W
831.15 10 W





☞ Chrome ☒ Metal
☞ Cromo ☒ Metal
☞ Cromo ☒ Metallo

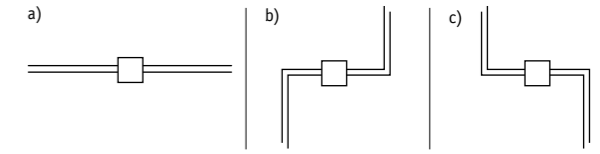


Movie

incl. 4×35 W, GU4
 4×365 lm, 2900 K
 \sphericalangle 30°, 960 cd
 230/12 V, 150 VA
 ⌀ 30 mm ⇔ 2,1 m
 EAN 4000870 951590
951.59 new
 ☎ 832.48



☞ Chrome ☒ Metal
☞ Cromo ☒ Metal
☞ Cromo ☒ Metallo

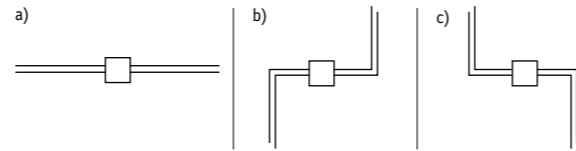


Globe

incl. 5×20 W, GU4
 5×280 lm, 2900 K
 230/12 V, 105 VA
 ⌀ 30 mm ⇔ 2,1 m
 EAN 4000870 951613
951.61 new
 ☎ 832.33



☞ Chrome ☒ Metal
☞ Cromo ☒ Metal
☞ Cromo ☒ Metallo

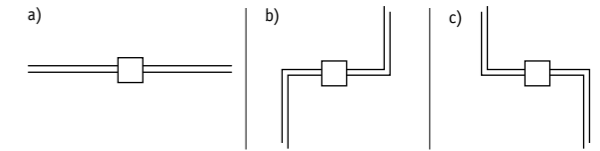


Comet II

incl. 7×20 W, GU4
 7×205 lm, 2900 K
 \sphericalangle 30°, 470 cd
 230/12 V, 150 VA
 ⌀ 30 mm ⇔ 2,8 m
 EAN 4000870 951606
951.60 new
 ☎ 832.47



☞ Chrome matt ☒ Plastic
☞ Cromo mate ☒ Plástico
☞ Cromo opaco ☒ Plastica



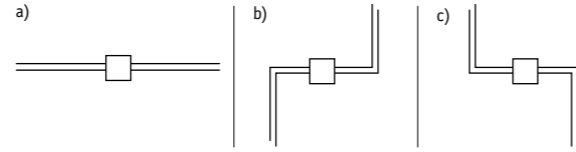
Mac² Round

incl. 5×20 W, GU4
 5×167 lm, 2900 K
 \sphericalangle 30°, 500 cd
 230/12 V, 105 VA
 ⌀ 30 mm ⇔ 2,1 m
 EAN 4000870 976784
976.78
 ☎ 832.13





- ☞ Chrome matt ☒ Metal
- ☞ Cromo mate ☒ Metal
- ☞ Cromo opaco ☒ Metallo



Mac²
 incl. 4x35 W, GU5,3
 4x338 lm, 2900 K
 \sphericalangle 38°, 1250 cd
 230/12 V, 150 VA
 ⚙ 30 mm ⇄ 2,1 m
 EAN 4000870 976265
976.26
 ☎ 833.16



- ☞ Black/Opal ☒ Metal/Glass
- ☞ Negro/Opal ☒ Metal/Cristal
- ☞ Nero/Opale ☒ Metallo/Vetro




Sheela S 150
 incl. 4x35 W, GU5,3
 4x532 lm, 2900 K
 230/12 V, 150 VA
 ⚙ 30 mm ⇄ 1,4 m
 EAN 4000870 975220
975.22
 ☎ 832.60




- ☞ Chrome matt/Opal ☒ Metal/Glass
- ☞ Cromo mate/Opal ☒ Metal/Cristal
- ☞ Cromo opaco/Opale ☒ Metallo/Vetro



Sheela S 150
 incl. 4x35 W, GU5,3
 4x532 lm, 2900 K
 230/12 V, 150 VA
 ⚙ 30 mm ⇄ 1,4 m
 EAN 4000870 975152
975.15
 ☎ 832.60



- ☞ Brushed iron/Wood ☒ Metal/Wood
- ☞ Acero Mate/Madera ☒ Metal/Madera
- ☞ Ferro spazzolato/Legno ☒ Metallo/Legno



Hip Cannes 150
 incl. 4x35 W, GU5,3
 4x338 lm, 2900 K
 \sphericalangle 38°, 1250 cd
 230/12 V, 150 VA
 ⚙ 30 mm ⇄ 1,40 m
 EAN 4000870 965221
965.22
 ☎ 833.16



Twister Cannes
 incl. 4x35 W, GU5,3
 4x338 lm, 2900 K
 \sphericalangle 38°, 1250 cd
 230/12 V, 150 VA
 ⚙ 30 ⌀ 450 mm
 EAN 4000870 965177
965.17
 ☎ 833.16





White Metal
Blanco Metal
Bianco Metallo



Hip Cannes 150

incl. 4x35 W, GU5,3
4x338 lm, 2900 K
∠ 38°, 1250 cd
230/12 V, 150 VA
±30 mm ⇔1,40 m
EAN 4000870 965207
965.20
833.16



Brushed iron/Opal Metal/Glass
Acero Mate/Opal Metal/Cristal
Ferro spazzolato/Opale Metallo/Vetro



Hip Verbier 150

incl. 4x35 W, GU4
4x532 lm, 2900 K
230/12 V, 150 VA
±30 mm ⇔1,40 m
EAN 4000870 965252
965.25
833.76



Verbier 150 JoJo

incl. 3x35 W / 1x20 W, GU4
3x280 lm, 2900 K
230/12 V, 150 VA
±30 mm ⇔200 cm ⇔2,10 m
EAN 4000870 965016
965.01
832.33 20W
833.76 35W



Old brass/Opal Metal/Glass
Latón envejecido/Opal Metal/Cristal
Colore ottone brunito/Opale Metallo/Vetro



Hip Verbier 150

incl. 4x35 W, GU4
4x532 lm, 2900 K
230/12 V, 150 VA
±30 mm ⇔1,40 m
EAN 4000870 965269
965.26
833.76



Twister Verbier 150

incl. 4x35 W, GU4
4x532 lm, 2900 K
230/12 V, 150 VA
±30 ∅450 mm
EAN 4000870 965184
965.18
833.76



Brushed iron Metal
Acero Mate Metal
Ferro spazzolato Metallo



Sinus Teja 105

incl. 3x35 W, GU5,3
3x338 lm, 2900 K
∠ 38°, 1250 cd
230/12 V, 105 VA
±30 mm ⇔0,70 m
EAN 4000870 965115
965.11
833.16



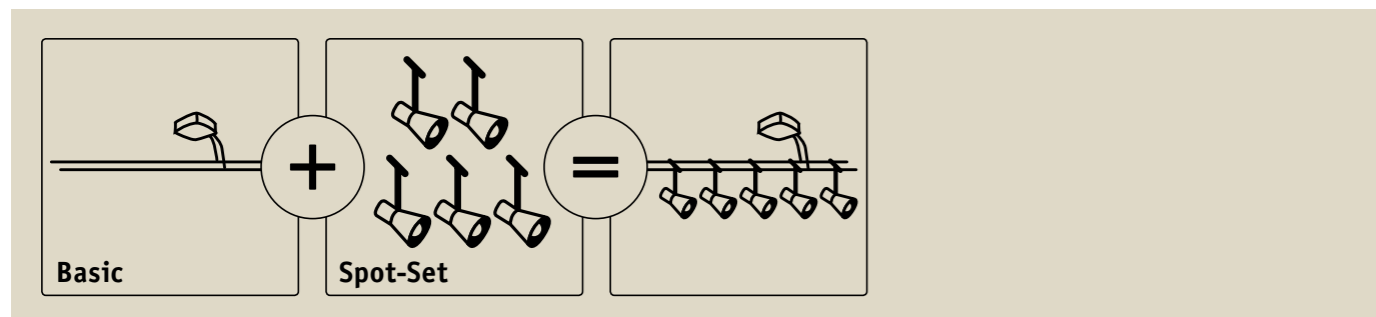
Hip Teja 150

incl. 4x35 W, GU5,3
4x338 lm, 2900 K
∠ 38°, 1250 cd
230/12 V, 150 VA
±30 mm ⇔1,40 m
EAN 4000870 965214
965.21
833.16





940.04 + 940.10



5x

2Easy Set Basil

incl. 5x20 W, GU5,3
5x198 lm, 2900 K
∠ 38°, 700 cd
12 V
⊖ 160 ⊕ 30 ⊕ 110 ∅ 51 ↻ 120 mm
EAN 4000870 940075
940.07

- ⊙ 832.00
- ☞ Chrome matt ☒ Metal
- ☞ Cromo mate ☒ Metal
- ☞ Cromo opaco ☒ Metallo

5x

2Easy Set Mac² RD

incl. 5x20 W, GU4
5x167 lm, 2900 K
∠ 30°, 500 cd
12 V
⊖ 160 ⊕ 30 ⊕ 115 ∅ 80 ↻ 65 mm
EAN 4000870 940143
940.14

- ⊙ 832.13
- ☞ Chrome matt ☒ Plastic
- ☞ Cromo mate ☒ Plástico
- ☞ Cromo opaco ☒ Plastica

5x

2Easy Set MiniPower

incl. 5x20 W, GU4
2900 K
∠ 30°, 900 cd
12 V
⊖ 160 ⊕ 30 ⊕ 115 ∅ 45 ↻ 85 mm
EAN 4000870 940068
940.06

- ⊙ 832.47
- ☞ Chrome matt ☒ Metal
- ☞ Cromo mate ☒ Metal
- ☞ Cromo opaco ☒ Metallo



5x

2Easy Set Colmar

incl. 5x20 W, GU4
5x280 lm, 2900 K
12 V
⊖ 160 ⊕ 30 ⊕ 110 ∅ 85 ↻ 80 mm
EAN 4000870 940051
940.05

- ⊙ 832.33
- ☞ Chrome/Satin ☒ Metal/Glass
- ☞ Cromo/Satinada ☒ Metal/Cristal
- ☞ Cromo/Satinato ☒ Metallo/Vetro

5x

2Easy Set Sheela

incl. 5x20 W, GU5,3
5x280 lm, 2900 K
12 V
⊖ 160 ⊕ 30 ⊕ 120 ∅ 65 ↻ 95 mm
EAN 4000870 940105
940.10

- ⊙ 832.53
- ☞ Chrome matt/Opal ☒ Metal/Glass
- ☞ Cromo mate/Opal ☒ Metal/Cristal
- ☞ Cromo opaco/Opale ☒ Metallo/Vetro

5x

2Easy Set Sheela

incl. 5x20 W, GU5,3
5x280 lm, 2900 K
12 V
⊖ 160 ⊕ 30 ⊕ 120 ∅ 65 ↻ 65 mm
EAN 4000870 940112
940.11

- ⊙ 832.53
- ☞ Black/Opal ☒ Metal/Glass
- ☞ Negro/Opal ☒ Metal/Cristal
- ☞ Nero/Opale ☒ Metallo/Vetro



940.12

975.68

5x

2Easy Set Sheela

incl. 5x20W, GU5,3
5x280lm, 2900K
12V
Lx 160 Wx 30 Hx 115 Ø51 Ø105mm
EAN 4000870 940129

940.12

- 832.53
- Nickel satinised Metal
- Níquel satinado Metal
- Nichel satinatoq Metallo



Extra Lampshade - Sheela

max. 1x35W
Hx 30 Ø65mm
EAN 4000870 975688

975.68

- Opal Glass
- Opal Cristal
- Opale Vetro



4x

4x

6 x 680mm

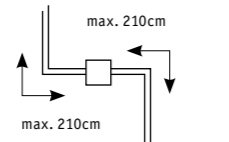
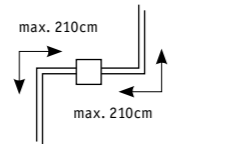

1x

2Easy Basicsystem 105
Sistema de base 105 2Easy
Sistema base 105 2Easy

max. 105W
230/12V, 105VA
Hx 85mm Wx 79mm Lx 230mm Hx 2,1m
EAN 4000870 940044

940.04

- Chrome matt Metal
- Cromo mate Metal
- Cromo opaco Metallo



inclusive
wire adapter

inclusive
rail adapter



972.26 + 940.27

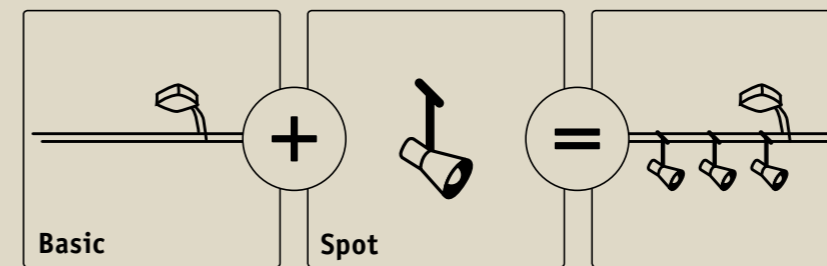


940.03 + 940.53

Combine your own personal lighting system

Combine usted mismo su sistema de luz personal

Scegliete voi stessi le combinazioni per il vostro sistema d'illuminazione personalizzato



Do your own combination of cables and rails

The cable and rail systems, flexibly applicable in many situations, realise every desired illumination with a great selection of spots and pendants. On the WireRail CombiSystems items, there are 2 adapters included in each scope of delivery that allow for application on cable as well as on rail.

Haga sus propias combinaciones de cables y railes

El flexible sistema de cable y raíl, aplicable en muchísimas situaciones, permite obtener siempre la iluminación deseada con una gran paleta de focos o lámparas colgantes. En el volumen de suministro de los artículos CombiSystems WireRail se incluyen 2 adaptadores que permiten su colocación tanto en el cable como en el raíl.

Scegliete da soli le combinazioni di binari e fili

I sistemi flessibili a binario e a filo possono essere impiegati in diverse situazioni e offrono ovunque l'illuminazione desiderata con una vasta scelta di spot e sospensioni. Il volume di consegna degli articoli WireRail CombiSystems comprende anche 2 adattatori che permettono l'impiego sia su binario che su filo.



<p>Linear</p> <p>incl. 2x6 W 2x380 lm, 3000 K ∠ 30°, 2x435 cd 12 V ⌀160 ⌀30 ⌀107 ⇄220 ⌀85 mm EAN 4000870 940587 940.58</p>	<p>Square</p> <p>incl. 1x3 W 60 lm, 3000 K 12 V ⌀160 ⌀30 ⌀90 ⇄80 ⌀80 mm EAN 4000870 940563 940.56</p>
--	---

- ☞ Chrome matt ☒ Metal
- ☞ Cromo mate ☒ Metal
- ☞ Cromo opaco ☒ Metallo

- ☞ Chrome matt ☒ Metal
- ☞ Cromo mate ☒ Metal
- ☞ Cromo opaco ☒ Metallo



<p>Pepper</p> <p>incl. 1x35 W, G5,3 532 lm, 2900 K ∠ 100° 12 V ⌀160 mm ⌀30 mm ⌀110-200 cm ø132 mm EAN 4000870 940204 940.20</p>	<p>Bolo</p> <p>incl. 1x20 W, G4 254 lm, 2900 K 12 V ⌀160 mm ⌀30 mm ⌀110 cm ø70 mm EAN 4000870 940150 940.15</p>
---	---

- ☞ 832.60
- ☞ Chrome matt/Opal
- ☒ Metal/Glass
- ☞ Cromo mate/Opal
- ☒ Metal/Cristal
- ☞ Cromo opaco/Opale
- ☒ Metallo/Vetro

- ☞ 831.17
- ☞ Chrome matt/Opal
- ☒ Metal/Glass
- ☞ Cromo mate/Opal
- ☒ Metal/Cristal
- ☞ Cromo opaco/Opale
- ☒ Metallo/Vetro



<p>Sphere</p> <p>incl. 2x20 W, GU4 2x205 lm, 2900 K ∠ 30°, 470 cd 12 V ⌀160 ⌀30 ⌀105 ⇄110 ⌀70 mm EAN 4000870 940495 940.49</p>	<p>Ginger</p> <p>incl. 2x20 W, GU4 2x177 lm, 2900 K ∠ 30°, 730 cd 12 V ⌀160 ⌀30 ⌀123 ⇄85 ⌀100 mm EAN 4000870 940297 940.29</p>
--	--

- ☞ 832.47
- ☞ Chrome ☒ Metal
- ☞ Cromo mate ☒ Metal
- ☞ Cromo ☒ Metallo

- ☞ 838.26
- ☞ Chrome matt ☒ Metal
- ☞ Cromo mate ☒ Metal
- ☞ Cromo opaco ☒ Metallo




<p>Cumin</p> <p>incl. 1x35 W, GU5,3 324 lm, 2900 K ∠ 60°, 310 cd 12 V ⌀160 ⌀30 ⌀145 ⇄40 ⌀100 mm EAN 4000870 940273 940.27</p>	<p>Wasabi</p> <p>incl. 1x50 W, G53 556 lm, 2900 K ∠ 24°, 3500 cd 12 V ⌀160 ⌀30 ⌀160 ø111 ⌀80 mm EAN 4000870 940211 940.21</p>	<p>EasyPower</p> <p>incl. 1x50 W, GU5,3 675 lm, 2900 K ∠ 38°, 1800 cd 12 V ⌀160 ⌀30 ⌀130 ø60 ⌀105 mm EAN 4000870 940440 940.44</p>	<p>Mac²</p> <p>incl. 1x35 W, GU5,3 338 lm, 2900 K ∠ 38°, 1250 cd 12 V ⌀160 ⌀30 ⌀130 ⇄95 ⌀75 mm EAN 4000870 940532 940.53</p>
---	---	--	---

- ☞ 833.74
- ☞ Chrome matt ☒ Metal
- ☞ Cromo mate ☒ Metal
- ☞ Cromo opaco ☒ Metallo

- ☞ 832.61
- ☞ Chrome matt ☒ Metal
- ☞ Cromo mate ☒ Metal
- ☞ Cromo opaco ☒ Metallo

- ☞ 832.05
- ☞ Chrome matt ☒ Metal
- ☞ Cromo mate ☒ Metal
- ☞ Cromo opaco ☒ Metallo

- ☞ 833.16
- ☞ Chrome matt ☒ Metal/Plastico
- ☞ Cromo mate ☒ Metal/Plástico
- ☞ Cromo opaco ☒ Metallo/Plastica



<p>Salt</p> <p>incl. 1x20 W, GU5,3 198 lm, 2900 K ∠ 38°, 700 cd 12 V ⌀160 ⌀30 ⌀115 ø51 ⌀64 mm EAN 4000870 940235 940.23</p>	<p>Fennel</p> <p>incl. 2x20 W, G4 2x254 lm, 2900 K 12 V ⌀160 ⌀30 ⌀36 ⇄120 ⌀140 mm EAN 4000870 940280 940.28</p>	<p>Colmar</p> <p>incl. 1x35 W, GU4 532 lm, 2900 K 12 V ⌀160 ⌀30 ⌀110 ø85 ⌀80 mm EAN 4000870 940167 940.16</p>	<p>Tangens</p> <p>incl. 1x35 W, GU5,3 532 lm, 2900 K 12 V ⌀160 ⌀30 ⌀180 ø65 ⌀150 mm EAN 4000870 940181 940.18</p>
---	---	---	---

- ☞ 832.00
- ☞ Chrome matt ☒ Metal
- ☞ Cromo mate ☒ Metal
- ☞ Cromo opaco ☒ Metallo

- ☞ 831.17
- ☞ Chrome matt/Satin
- ☒ Metal/Glass
- ☞ Cromo mate/Satinada
- ☒ Metal/Cristal
- ☞ Cromo opaco/Satinato
- ☒ Metallo/Vetro

- ☞ 833.76
- ☞ Chrome/Satin ☒ Metal/Glass
- ☞ Cromo/Satinada
- ☒ Metal/Cristal
- ☞ Cromo/Satinato
- ☒ Metallo/Vetro

- ☞ 832.60
- ☞ Brushed iron ☒ Metal
- ☞ Acero Mate ☒ Metal
- ☞ Ferro spazzolato ☒ Metallo



Techno
 incl. 1x35 W, GU5,3
 430 lm, 2900 K
 \sphericalangle 38°, 1100 cd
 12 V
 \pm 160 \pm 30 \updownarrow 170 \varnothing 70
 \varnothing 93 mm
 EAN 4000870 940006
940.00
 \varnothing 832.45
 \sphericalangle Brushed iron \boxtimes Metal
 \sphericalangle Acero Mate \boxtimes Metal
 \sphericalangle Ferro spazzolato \boxtimes Metallo

Verbier
 incl. 1x35 W, GU4
 532 lm, 2900 K
 12 V
 \pm 160 \pm 30 \updownarrow 95 \varnothing 60
 \varnothing 120 mm
 EAN 4000870 940174
940.17
 \varnothing 833.76
 \sphericalangle Chrome matt/Opal
 \boxtimes Metal/Glass
 \sphericalangle Cromo mate/Opal
 \boxtimes Metal/Cristal
 \sphericalangle Cromo opaco/Opale
 \boxtimes Metallo/Vetro

Sheela
 incl. 1x35 W, GU5,3
 532 lm, 2900 K
 12 V
 \pm 160 \pm 30 \updownarrow 120 \varnothing 65
 \varnothing 95 mm
 EAN 4000870 940457
940.45
 \varnothing 832.60
 \sphericalangle Chrome matt/Opal
 \boxtimes Metal/Glass
 \sphericalangle Cromo mate/Opal
 \boxtimes Metal/Cristal
 \sphericalangle Cromo opaco/Opale
 \boxtimes Metallo/Vetro

Sheela
 incl. 1x35 W, GU5,3
 532 lm, 2900 K
 12 V
 \pm 160 \pm 30 \updownarrow 120 \varnothing 65
 \varnothing 65 mm
 EAN 4000870 940464
940.46
 \varnothing 832.60
 \sphericalangle Black/Opal \boxtimes Metal/Glass
 \sphericalangle Negro/Opal \boxtimes Metal/Cristal
 \sphericalangle Nero/Opale \boxtimes Metallo/Vetro

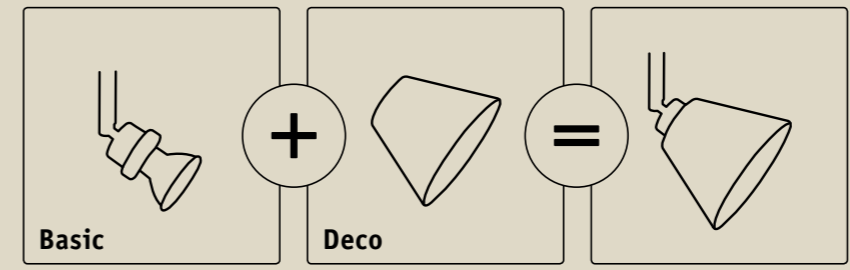



Sheela
 incl. 1x35 W, GU5,3
 532 lm, 2900 K
 12 V
 \pm 160 \pm 30 \updownarrow 115 \varnothing 51
 \varnothing 105 mm
 EAN 4000870 940471
940.47
 \varnothing 832.60
 \sphericalangle Nickel satinised \boxtimes Metal
 \sphericalangle Níquel satinado \boxtimes Metal
 \sphericalangle Nichel satinatoq \boxtimes Metallo

Extra Lampshade - Sheela
 max. 1x35 W
 \updownarrow 30 \varnothing 65 mm
 EAN 4000870 975688
975.68
 \sphericalangle Opal \boxtimes Glass
 \sphericalangle Opal \boxtimes Cristal
 \sphericalangle Opale \boxtimes Vetro



Combine your own personal lighting system
 Combine usted mismo su sistema de luz personal
 Scegliete voi stessi le combinazioni per il vostro sistema d'illuminazione personalizzato





Deco □ = 174-175



Spot DecoSystems
 incl. 1x3 W
 140 lm, 3000 K
 12 V
 ⌀160 mm ⌀30 mm ⌀130 mm ⌀95 mm
 ⌀75 mm
 EAN 4000870 960165
960.16

LED

Chrome matt Metal
 Cromo mate Metal
 Cromo opaco Metallo

DecoSystems
 incl. 1x35 W, GU5,3
 532 lm, 2900 K
 12 V
 ⌀160 mm ⌀30 mm ⌀130 mm ⌀95 mm
 ⌀75 mm
 EAN 4000870 940327
940.32


Halogen 12V

832.60
 Chrome matt Metal
 Cromo mate Metal
 Cromo opaco Metallo

Combi-/DecoSystems
 incl. 1x35 W, GU5,3
 532 lm, 2900 K
 12 V
 ⌀160 mm ⌀30 mm
 ⌀110-200 cm
 EAN 4000870 960042
960.04

Halogen 12V

832.60
 Chrome matt Metal
 Cromo mate Metal
 Cromo opaco Metallo



Spice Basicsystem 210
 max. 30-210 W
 230/12 V, 210 VA
 ⌀30 mm ⌀40 mm ⌀165 mm ⌀165 mm
 ⌀4,30 m
 EAN 4000870 972267
972.26

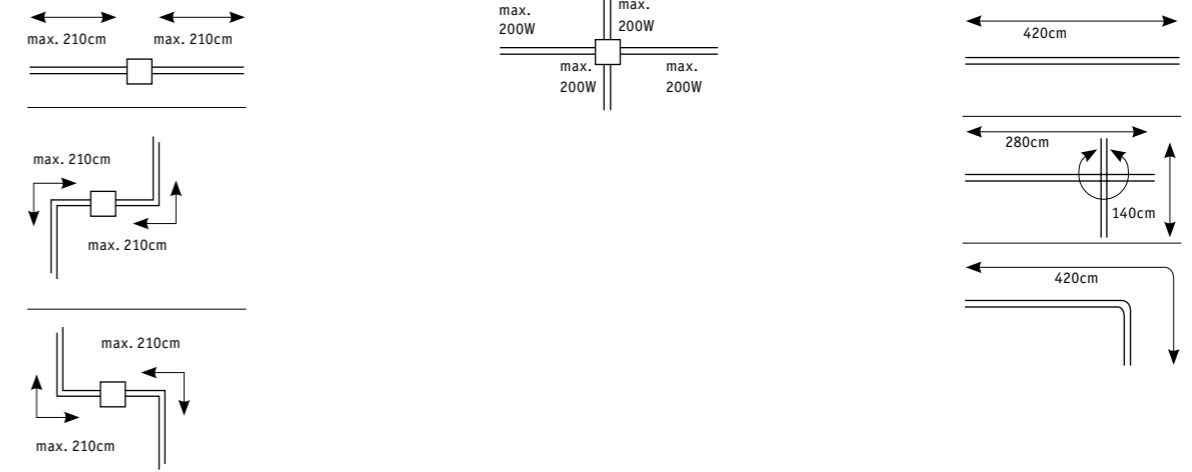
Chrome matt Metal
 Cromo mate Metal
 Cromo opaco Metallo

Spice Basicsystem 300
 max. 300 W
 230/12 V, 300 VA
 ⌀30 mm ⌀80 mm ⌀205 mm ⌀205 mm
 ⌀4,30 m
 EAN 4000870 972229
972.22

Chrome matt Metal
 Cromo mate Metal
 Cromo opaco Metallo

Basicsystem Hip Hop 300
 max. 300 W
 230/12 V, 300 VA
 ⌀30 mm ⌀110 mm ⌀160 mm
 ⌀4,20 m
 EAN 4000870 054116
5411

Chrome matt Metal
 Cromo mate Metal
 Cromo opaco Metallo

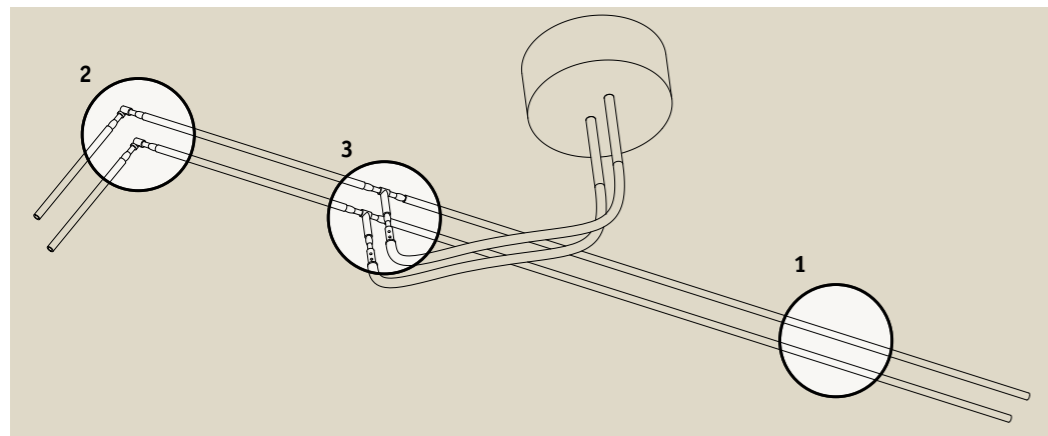




Rod straight
Barra recta
Asta diritta

max. 300 W
 12 V
 ±30 mm ø6 mm ⇄1,4 m
 EAN 4000870 972823
972.82

☞ Chrome matt ☞ Metal
 ☞ Cromo mate ☞ Metal
 ☞ Cromo opaco ☞ Metallo



Rod straight
Barra recta
Asta diritta

12 V
 ±30 mm ø6 mm ⇄1,4 m
 EAN 4000870 991404
991.40


☞ Chrome ☞ Metal
 ☞ Cromo ☞ Metal
 ☞ Cromo ☞ Metallo



Angle plug connector
Conector angular
Connettore ad innesto angolare

max. 300 W
 12 V
 ø6 mm
 EAN 4000870 990421
990.42

☞ Chrome matt ☞ Metal
 ☞ Cromo mate ☞ Metal
 ☞ Cromo opaco ☞ Metallo



Centre feed set for rods
Set de alimentación para barras
Set per l'alimentazione centrale delle aste

max. 300 W
 12 V
 ø6 mm
 EAN 4000870 991787
991.78


☞ Chrome ☞ Metal
 ☞ Cromo ☞ Metal
 ☞ Cromo ☞ Metallo

Function

- 220 Function
- 228 YourLED
- 240 Duo Profil
- 242 Delta Profil



222 DressLight



220 TriX



218 SlideLED Basic 30



220 SenseLight



SlideLED Basic

Expandable LED under-cabinet rail system for individual light solutions

- ▶ Spots can be positioned freely with the magnet holder
- ▶ Basic set (703.02) ideal for 2x50 cm cabinet width, (703.03) ideal for 1x60 cm cabinet width
- ▶ Super low installation height
- ▶ High luminous power
- ▶ Easy mounting thanks to plug-in connections
- ▶ Can be expanded with up to 6 spots, additional rails and accessories
- ▶ Touch dimmer 703.08 available as accessory

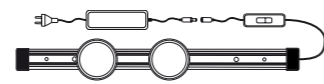
Sistema de raíles de LEDs bajo armario ampliable para versión de luz personal

- ▶ Los focos pueden emplazarse libremente mediante fijación magnética
- ▶ Set básico (703.02) ideal para 2x50 cm de anchura de armario, (703.03) ideal para 1x60 cm de anchura de armario
- ▶ Altura de montaje extraplana
- ▶ Alta potencia lumínica
- ▶ Montaje sencillo mediante conectores
- ▶ Ampliable en hasta 6 focos, raíles adicionales y accesorios
- ▶ Regulador táctil 703.08 disponible como accesorio

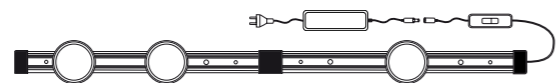
Sistema d'illuminazione LED a binario sotto intonaco ampliable per soluzioni individuali

- ▶ Spot a fissaggio magnetico per posizionamento a piacere
- ▶ Set di base (703.02) ideale per mobili di larghezza 2x50 cm, (703.03) ideale per mobili di larghezza 1x60 cm
- ▶ Ultrapiatto
- ▶ Alta performance d'illuminazione
- ▶ Montaggio semplice con connettori a innesto
- ▶ Ampliabile fino a max 6 spot, binari aggiuntivi e accessori
- ▶ Dimmer touch 703.08 disponibile come accessorio

- Alu structure Alu
- Alu structure Aluminio
- Alu structure Alluminio



incl. 2x5 W
284 lm, 2700 K
230/24 V, 20 VA
∅20 ⇄570 ⇄60 mm
EAN 4000870 703038
703.03 new



incl. 3x5 W
284 lm, 2700 K
230/24 V, 30 VA
∅20 ⇄940 ⇄60 mm
EAN 4000870 703021
703.02 new



- Alu structure
- Alu structure
- Alu structure



SlideLED Dimm-Sensor

Incl. 3-stage touch dimmer

Incl. regulador táctil de 3 niveles

Dimmer touch a 3 posizioni incluso



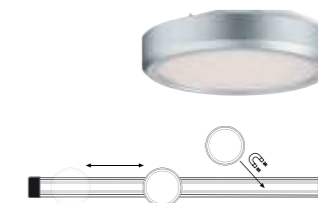
max. 30 W
24 V
∅10 ⇄44,5 ⇄44 mm
EAN 4000870 703083
703.08 new



SlideLED Flex Connector
max. 30 W
24 V
∅10 ⇄530 ⇄44 mm
EAN 4000870 703076
703.07 new



- Alu structure Plastic
- Alu structure Plástico
- Alu structure Plastica



SlideLED Spot Coin
incl. 1x5 W
284 lm, 2700 K
24 V
∅16,3 ∅60 mm
EAN 4000870 703045
703.04 new



- Alu structure Alu
- Alu structure Aluminio
- Alu structure Alluminio



SlideLED 500
max. 15 W
24 V
∅11 ⇄465 ⇄44 mm
EAN 4000870 703052
703.05 new

SlideLED 600
max. 15 W
24 V
∅11 ⇄565 ⇄44 mm
EAN 4000870 703069
703.06 new

- Alu structure Alu
- Alu structure Aluminio
- Alu structure Alluminio

- Alu structure Alu
- Alu structure Aluminio
- Alu structure Alluminio



- Alu matt/Black 田 Alu/Plastic
- Aluminio mate/Negro
- 田 Aluminio/Plástico
- Aluminio opaco/Nero
- 田 Alluminio/Plastica



TriX

LED cabinet lamp

- ▶ Clear cover with prism effect
- ▶ Super flat, high-quality aluminium profile
- ▶ Incl. touch switch
- ▶ Easily fixed in place with mounting clips
- ▶ Incl. power supply

Luminarias de armario de LED

- ▶ Cubierta transparente con efecto prismático
- ▶ Perfil de aluminio extraplano de gran calidad
- ▶ Incl. interruptor táctil
- ▶ Fácil fijación mediante presillas de montaje
- ▶ Incl. fuente de alimentación


Illuminazione LED per armadi

- ▶ Copertura chiara con effetto prisma
- ▶ Profilo in alluminio di qualità, ultrapiatto
- ▶ Interruttore touch incluso
- ▶ Facile da fissare grazie alle clip di montaggio
- ▶ Alimentazione inclusa



incl. 1×4,2 W

340 lm, 3000 K
 ↘ 120°
 230/12 V, 7 VA
 ⌀12 ⇄465 ⌀65 mm
 EAN 4000870 703984
703.98 new



- White 田 Plastic
- Blanco 田 Plástico
- Bianco 田 Plastica

Cubeline

LED light bar in compact design

- ▶ Slim plastic profile
- ▶ Uniform light distribution
- ▶ Also for vertical mounting in shelf compartments sized for standard file folders
- ▶ Easily secured in place via screw holes

Regleta de luces de LEDs en formato compacto

- ▶ Esbelto perfil de plástico
- ▶ Distribución uniforme de la luz
- ▶ También para montaje vertical en compartimentos con altura de archivador estándar
- ▶ Fácil fijación mediante molduras con rosca

Listello luminoso LED a forma compatta

- ▶ Sottile profilo in plastica
- ▶ Distribuzione omogenea della luce
- ▶ Anche per il montaggio in verticale in vani d'armadio con altezza standard per classificatori
- ▶ Semplice fissaggio con canaline ad avvitamento



incl. 1×3,5 W

260 lm, 3000 K
 ↘ 120°
 230/12 V, 3,6 VA
 ⌀24 ⇄300 ⌀19 mm
 EAN 4000870 704004
704.00 new



- Alu matt 田 Alu/Plastic
- Aluminio mate 田 Aluminio/Plástico
- Aluminio opaco 田 Alluminio/Plastica



SenseLight

LED drawer light with distance sensor

- ▶ Ideal for lighting drawers and closets
- ▶ Distance sensor switches automatically during opening and closing. Switching distance 5 cm
- ▶ Minimal installation height
- ▶ Easy to mount using slot blocks

Luz de cajón de LEDs con sensor de distancia

- ▶ Ideal para iluminar cajones y armarios
- ▶ El sensor de distancia actúa automáticamente al abrir y cerrar el mueble. Distancia de actuación 5 cm
- ▶ Mínima altura de montaje
- ▶ Montaje sencillo: fijación con tacos de corredera


Luce LED per cassetti con sensore di prossimità

- ▶ Ideale per l'illuminazione di cassetti e armadi
- ▶ Il sensore di prossimità scatta automaticamente all'apertura/chiusura. Distanza di commutazione 5 cm
- ▶ Minimo spessore di montaggio
- ▶ Semplice fissaggio con elementi a incastro



incl. 1×6,5 W

287 lm, 2700 K
 ↘ 120°
 230/12 V, 7 VA
 ⌀13 ⇄500 ⌀31 mm
 EAN 4000870 703991
703.99 new



- Alu matt 田 Alu/Plastic
- Aluminio mate 田 Aluminio/Plástico
- Aluminio opaco 田 Alluminio/Plastica



JetLine

LED light bar with touch switch

- ▶ Incl. satinated diffuser for uniform light distribution
- ▶ Convenient installation thanks to clip holder
- ▶ Ideal for 50 cm (704.02) / 30 cm (704.01) cabinet or shelf widths
- ▶ With blue illuminated touch switch for quick orientation in the dark

Regleta de luces de LEDs con interruptor táctil

- ▶ Incl. difusor satinado para una distribución uniforme de la luz
- ▶ Cómodo montaje gracias a la fijación por presilla
- ▶ Ideal para anchuras de compartimento o armario de 50 cm (704.02) / 30cm (704.01)
- ▶ Con interruptor táctil de piloto azul para su rápida localización a oscuras

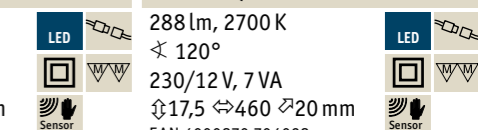
Listello LED con interruttore touch

- ▶ Con diffusore satinato per la distribuzione omogenea della luce
- ▶ Comodo da montare grazie al supporto a clip
- ▶ Ideale per armadi o ripiani di 50 cm (704.02) / 30 cm (704.01) di larghezza
- ▶ Con interruttore touch luminoso blu per una più rapida individuazione al buio



incl. 1×3,5 W

150 lm, 2700 K
 ↘ 120°
 230/12 V, 3,6 VA
 ⌀17,5 ⇄260 ⌀20 mm
 EAN 4000870 704011
704.01 new



incl. 1×6,2 W

288 lm, 2700 K
 ↘ 120°
 230/12 V, 7 VA
 ⌀17,5 ⇄460 ⌀20 mm
 EAN 4000870 704028
704.02 new



Alu matt 田 Alu/Plastic
 Aluminio mate 田 Aluminio/Plástico
 Alluminio opaco 田 Alluminio/Plastica



DressLight

Trimable LED clothing rack lamp

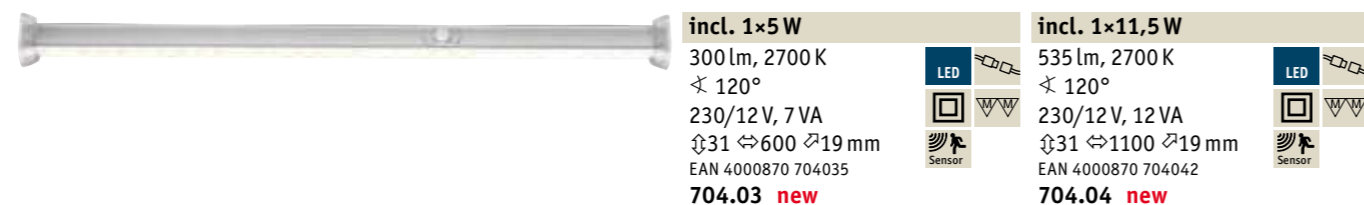
- ▶ Effortless switching with integrated motion detector
- ▶ High-quality aluminium profile, trimmable with metal saw
- ▶ Incl. soft top for silent gliding of hangers
- ▶ Mounting flange with integrated power supply

Luminaria de LED recortable para barra de perchas

- ▶ Cómodo encendido mediante sensor de movimiento integrado
- ▶ Perfil de aluminio de gran calidad recortable con sierra de metal
- ▶ Incl. parte superior blanda para deslizamiento silencioso de las perchas
- ▶ Brida de montaje con pasacorriente integrado

Luce LED per asta portabiti accorciabile

- ▶ Grande comodità di accensione e spegnimento con il sensore di movimento integrato
- ▶ Profilo in alluminio di qualità, accorciabile con sega per metallo
- ▶ Morbida striscia superiore inclusa per fare scivolare le grucce senza rumore
- ▶ Flangia di montaggio con alimentazione di corrente integrata



incl. 1x5 W
 300 lm, 2700 K
 ∠ 120°
 230/12 V, 7 VA
 ∅31 ∅60 ∅19 mm
 EAN 4000870 704035
704.03 new

incl. 1x11,5 W
 535 lm, 2700 K
 ∠ 120°
 230/12 V, 12 VA
 ∅31 ∅110 ∅19 mm
 EAN 4000870 704042
704.04 new



Alu matt 田 Metal/Plastic
 Aluminio mate 田 Metal/Plástico
 Alluminio opaco 田 Metallo/Plastica



WaveLine

Swivelling under-cabinet lamp with integrated switch

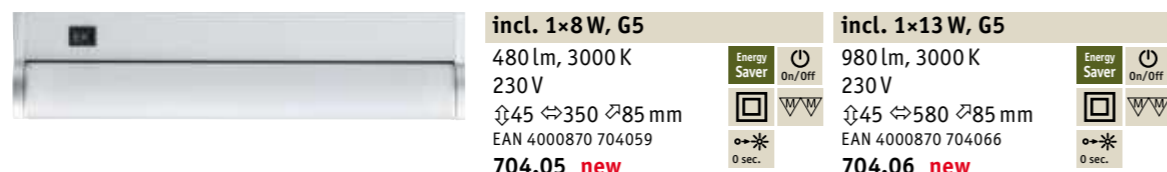
- ▶ Swivels 120° for directed lighting in the closet interior
- ▶ High energy efficiency
- ▶ Easy-to-install keyhole fastening
- ▶ Incl. power cable with standardised European plug

Luminaria orientable bajo armario con interruptor integrado

- ▶ Iluminación de interior de armario orientable en 120°
- ▶ Alta eficacia energética
- ▶ Fijación tipo cerradura para un fácil montaje
- ▶ Incl. cable de alimentación con conector CE

Lampada sottopensile orientabile con interruttore integrato

- ▶ Illuminazione interna per armadi orientata con angolo d'inclinazione di 120°
- ▶ Elevata efficienza energetica
- ▶ Tassello forato per montaggio facile
- ▶ Cavo di alimentazione incluso con spina europea



incl. 1x8 W, G5
 480 lm, 3000 K
 230 V
 ∅45 ∅350 ∅85 mm
 EAN 4000870 704059
704.05 new

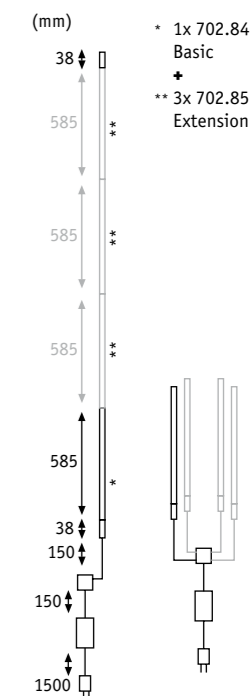
incl. 1x13 W, G5
 980 lm, 3000 K
 230 V
 ∅45 ∅580 ∅85 mm
 EAN 4000870 704066
704.06 new

885.08

885.13



Alu/Satin 田 Alu/Acrylic
 Aluminio/Satinada 田 Aluminio/Acricilo
 Alluminio/Satinato 田 Alluminio/Acricilo



LinkLight Basic 24V

Complete set for under-cabinet lighting with bright LED technology

- ▶ High-quality aluminium profiles with satined cover
- ▶ Basic set can be augmented by 3 extensions (up to 4 bars in a system)
- ▶ Easy mounting thanks to clip attachments and plug-in system

Juego completo para iluminación bajo armarios con la potente luminosidad de la tecnología LED

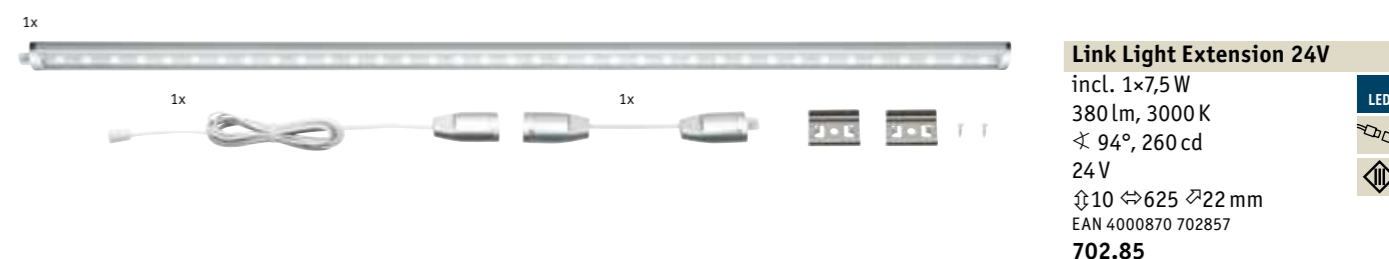
- ▶ Perfil de aluminio de gran calidad con revestimiento satinado
- ▶ El juego básico puede completarse con 3 ampliaciones (máx. 4 regletas en un sistema)
- ▶ Montaje sencillo por su sistema de encaje y soporte de clip

Set completo per l'illuminazione di sottopensili con tecnologia LED ad alta intensità luminosa

- ▶ Profilo in alluminio di qualità con copertura satinata
- ▶ Set di base ampliabile con tre 3 prolunghe (massimo 4 listelli per sistema)
- ▶ Semplice montaggio grazie al supporto a clip e al sistema a innesto



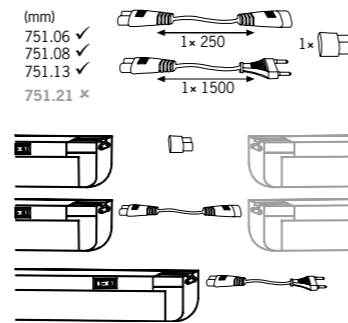
LinkLight Basic 24V
 incl. 1x7,5 W
 380 lm, 3000 K
 ∠ 95°, 260 cd
 230/24 V, 30 VA
 ∅10 ∅660 ∅22 mm
 EAN 4000870 702840
702.84



Link Light Extension 24V
 incl. 1x7,5 W
 380 lm, 3000 K
 ∠ 94°, 260 cd
 24 V
 ∅10 ∅625 ∅22 mm
 EAN 4000870 702857
702.85



White Plastic
Blanco Plástico
Bianco Plastica



Slimline Micro

Ready-to-plug-in energy-saving luminaire with electronic ballasts and integrated switch

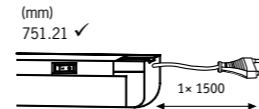
- ▶ High energy efficiency
- ▶ Sliding block can be assembled flat or upright; no need to open the casing

Lámpara de bajo consumo lista para enchufar con reactancia electrónica e interruptor integrado

- ▶ Alta eficacia energética
- ▶ Montaje plano o de canto sobre corredera; sin necesidad de abrir la carcasa

Lampada a risparmio energetico pronta per il collegamento con alimentatore elettronico e interruttore integrato

- ▶ elevata efficienza energetica
- ▶ Montaggio su pattino piatto o in verticale, senza necessità di aprire l'alloggiamento



incl. 1×6 W, G5	incl. 1×8 W, G5	incl. 1×13 W, G5	incl. 1×21 W, G5
320 lm, 3000 K 240 V ∅43 ⇄269 ⇄28 mm EAN 4000870 751060 751.06	480 lm, 3000 K 240 V ∅43 ⇄345 ⇄28 mm EAN 4000870 751084 751.08	950 lm, 3000 K 240 V ∅43 ⇄574 ⇄28 mm EAN 4000870 751138 751.13	1890 lm, 4000 K 240 V ∅43 ⇄905 ⇄28 mm EAN 4000870 751213 751.21
Energy Saver On/Off 0 sec.	Energy Saver On/Off 0 sec.	Energy Saver On/Off 0 sec.	Energy Saver On/Off 0 sec.
885.06	885.08	885.13	885.62

Slimline

Slimline luminaire for 230 V direct connection

- ▶ With length prism for optimal light distribution and lamp protection
- ▶ With integrated switch
- ▶ With electronic ballasts
- ▶ Easy assembly using keyhole fastening

Lámpara angosta para conexión directa a 230V

- ▶ Con prisma longitudinal para una óptima distribución lumínica y protección de la luminaria
- ▶ Con interruptor integrado
- ▶ Con reactancia electrónica
- ▶ Fácil montaje por fijación tipo ojo de cerradura

Lampada slim per connessione diretta a 230 V

- ▶ con prisma allungato per distribuzione ottimale della luce e protezione della lampadina
- ▶ con interruttore integrato
- ▶ con alimentatore elettronico
- ▶ Montaggio semplice mediante tassello forato



incl. 1×15 W, G13	incl. 1×18 W, G13	incl. 1×30 W, G13	incl. 1×36 W, G13
963 lm, 2700 K 220-240 V ∅36 ⇄494 ⇄64 mm EAN 4000870 750506 750.50	1350 lm, 4000 K 220-240 V ∅36 ⇄647 ⇄64 mm EAN 4000870 750803 750.80	2400 lm, 4000 K 220-240 V ∅36 ⇄950 ⇄64 mm EAN 4000870 750001 750.00	3348 lm, 4000 K 220-240 V ∅36 ⇄1256 ⇄64 mm EAN 4000870 750605 750.60
Energy Saver On/Off 0 sec.	Energy Saver On/Off 0 sec.	Energy Saver On/Off 0 sec.	Energy Saver On/Off 0 sec.
885.15	885.41	885.20	885.50



White Plastic
Blanco Plástico
Bianco Plastica

Titanium Plastic
Titan Plástico
Titanio Plastica

WorX

Under-cabinet luminaire with length prism for optimal light distribution and lamp protection

- ▶ Incl. feedthrough wiring for linking up to 10 luminaires
- ▶ With electronic ballasts
- ▶ High energy efficiency and flicker-free quick start
- ▶ Incl. direct joints
- ▶ Incl. 2 m feed line

Lámpara de armario bajo con prisma longitudinal para una óptima distribución lumínica y protección de la luminaria

- ▶ Cableado pasante incluido para concatenar hasta 10 lámparas
- ▶ Con reactancia electrónica
- ▶ Alta eficacia energética y encendido inmediato sin centelleo
- ▶ conector directo incluido
- ▶ Cable de alimentación incluido de 2 m

Lampada sottopensile con prisma allungato per distribuzione ottimale della luce e protezione della lampadina

- ▶ incl. cablaggio passante per il concatenamento di 10 lampade max.
- ▶ con alimentatore elettronico
- ▶ elevata efficienza energetica e accensione immediata senza luce pulsante
- ▶ incl. connettore diretto
- ▶ incl. cavo di alimentazione di ingresso 2 m



incl. 1×8 W, G5	incl. 1×13 W, G5	incl. 1×8 W, G5	incl. 1×13 W, G5
480 lm, 3000 K 230 V ∅20 ⇄340 ⇄75 mm EAN 4000870 703137 703.13 new	950 lm, 3000 K 230 V ∅20 ⇄555 ⇄75 mm EAN 4000870 703144 703.14 new	480 lm, 3000 K 230 V ∅20 ⇄340 ⇄75 mm EAN 4000870 703151 703.15 new	950 lm, 3000 K 230 V ∅20 ⇄555 ⇄75 mm EAN 4000870 703168 703.16 new
Energy Saver On/Off 0 sec.	Energy Saver On/Off 0 sec.	Energy Saver On/Off 0 sec.	Energy Saver On/Off 0 sec.
885.08	885.13	885.08	885.13

WorX Plus

Under-cabinet luminaire for wall mounting with double safety sockets

- ▶ Sockets with integrated child safety
- ▶ Easy to install keyhole fastening
- ▶ With electronic ballasts
- ▶ High energy efficiency

Lámpara de armario bajo para montar en pared con caja de enchufe doble con contacto de tierra

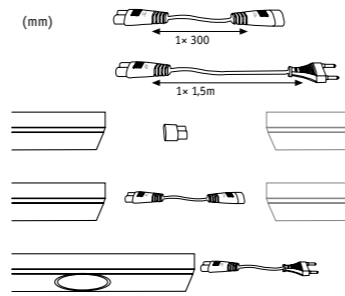
- ▶ Cajas de enchufe con seguro para niños integrado
- ▶ Fácil de montar gracias a su fijación tipo ojo de cerradura
- ▶ Con reactancia electrónica
- ▶ Alta eficacia energética

Lampada sottopensile per montaggio a parete con doppia presa Schuko

- ▶ Prese con sicurezza bambini integrata
- ▶ Tassello forato per montaggio facile
- ▶ con alimentatore elettronico
- ▶ elevata efficienza energetica



incl. 1×10 W, G13	incl. 1×15 W, G13	incl. 1×18 W, G13
675 lm, 4000 K 230 V ∅65 ⇄500 ⇄85 mm EAN 4000870 703915 703.91 new	963 lm, 2700 K 230 V ∅65 ⇄605 ⇄85 mm EAN 4000870 703922 703.92 new	1350 lm, 4000 K 230 V ∅65 ⇄755 ⇄85 mm EAN 4000870 703939 703.93 new
Energy Saver On/Off 0 sec.	Energy Saver On/Off 0 sec.	Energy Saver On/Off 0 sec.
885.22	885.15	885.41



Flatline

Under-cabinet luminaire with brilliant low-voltage light

- Optional low-voltage dimming
- Incl. feedthrough wiring for linking up to 6 luminaires
- Fastening made possible by screw holes; no need to open the casing

Lámpara de armario bajo con luz brillante de baja tensión

- Opcionalmente con tecnología de baja tensión regulable
- Cableado pasante incluido para concatenar hasta 6 lámparas
- Fijación mediante canaletas atornillables, sin necesidad de abrir la carcasa

Lampada sottopensile con luce brillante a basso voltaggio

- Tecnologia a basso voltaggio dimmerabile, opzionale
- incl. cablaggio passante per il concatenamento di 6 lampade max.
- Fissaggio mediante canali di avvvitamento, senza necessità di aprire l'alloggiamento



incl. 2x20 W, G4

2x254 lm, 2900 K
230/12 V, 60 VA
∅25 ∅540 ∅80 mm
EAN 4000870 984949
984.89



831.17

White Metal/Glass
Blanco Metal/Cristal
Bianco Metallo/Vetro



incl. 3x20 W, G4

3x254 lm, 2900 K
230/12 V, 60 VA
∅25 ∅795 ∅80 mm
EAN 4000870 984901
984.90



831.17

White Metal/Glass
Blanco Metal/Cristal
Bianco Metallo/Vetro



incl. 2x20 W, G4

2x254 lm, 2900 K
230/12 V, 60 VA
∅25 ∅540 ∅80 mm
EAN 4000870 984864
984.86



831.17

Brushed iron Metal/Glass
Acero Mate Metal/Cristal
Ferro spazzolato
Metallo/Vetro



incl. 3x20 W, G4

3x254 lm, 2900 K
230/12 V, 60 VA
∅25 ∅795 ∅80 mm
EAN 4000870 984208
984.94

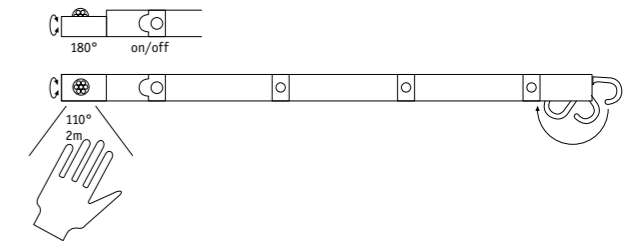


831.17

Brushed iron Metal/Glass
Acero Mate Metal/Cristal
Ferro spazzolato
Metallo/Vetro



White Plastic
Blanco Plástico
Bianco Plastica



MobilED

Mobile LED drawer and cabinet luminaire with battery operation

- With main switch, twilight sensor and motion detector
- Easy assembly using clips and adhesive pads
- Motion detector: 2 m sensing distance, 110° sensing angle

Lámpara portátil de LEDs para cajones y armarios a pilas

- Con interruptor principal, sensor crepuscular y sensor de movimiento
- Facilísimo de montar con presillas y almohadillas autoadherentes
- Sensor de movimiento: Distancia cubierta de 2 m, Ángulo cubierto de 110°

Lampada a LED mobile a batteria per illuminazione di cassetti e armadi

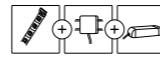
- con interruttore principale, sensore crepuscolare e sensore di movimento
- Montaggio semplicissimo con clip e cuscinetti adesivi
- Sensore di movimento: Distanza di rilevamento 2 m, Angolo di rilevamento 110°



incl. 1x0,5 W

5500-7000 K
0,4 cd
∅17 ∅302 ∅17 mm
EAN 4000870 700938
700.93

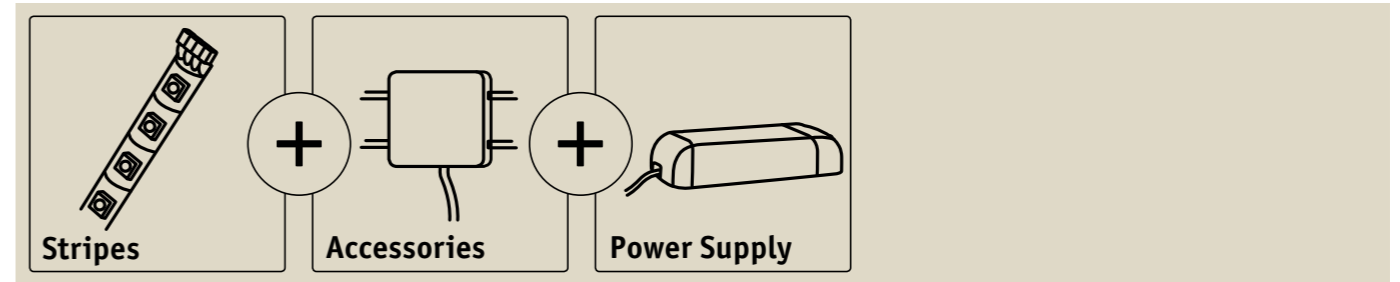
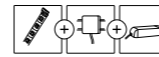




- ▶ Warm white and further colour temperatures for that comfortable feeling: LED stripes with warm white light (3000 K), daylight white (6000 K), effect blue and RGB colour effects, e. g. transient colour change.
- ▶ Light for adhering: Thanks to adhesive stripes on the rear, quickly mounted without tools.
- ▶ As big as your ideas: Enchant entire rooms with end-to-end light effects up to 25 metres long.
- ▶ Flexible in all directions and rooms: Comprehensive accessories allow for changing directions and heights.
- ▶ Shorten and save: The non-glazed Eco version can be reconnected after being trimmed.
- ▶ Light also for wet rooms: Thanks to glazing and water-protected connections.
- ▶ ECO stripes and glazed stripes combinable: Savings potential, especially for longer stretches.

- ▶ Blanco cálido y otros tonos para su bienestar: Tiras de LEDs con luz en blanco cálido (3000 K), blanco luz natural (6000 K), azul efectista y efectos cromáticos RGB, p. ej. cambios cromáticos graduales.
- ▶ Luz para pegar: instalación rápida sin herramientas gracias a las tiras adhesivas en el dorso.
- ▶ Grandes como sus ideas: engalane espacios completos con efectos lumínicos continuos de hasta 25 metros de largo.
- ▶ Flexible en todas direcciones y espacios: un extenso surtido en accesorios le permite cambios de dirección y altura.
- ▶ Acortar y ahorrar: la versión Eco sin vitrificar puede cortarse y volverse a unir.
- ▶ Luz también para espacios húmedos: gracias al vitrificado y a las uniones resistentes al agua
- ▶ Combinación de tiras ECO y vitrificadas: Posibilidades de ahorro, sobre todo en tramos largos

- ▶ Bianco caldo e altri colori luce per il benessere: strisce di LED con luce color bianco caldo (3000 K), bianco naturale (6000 K), colore d'effetto blu e RGB, ad esempio cambio di colore graduale.
- ▶ Luce incollabile: installazione rapida senza bisogno di attrezzi grazie alla striscia adesiva sul retro.
- ▶ Grandi come le vostre idee: riempite di magia gli spazi con effetti luce continui con percorsi fino a 25 metri.
- ▶ Flessibile per ogni direzione e ambiente: numerosi accessori per cambiare l'orientamento e l'altezza.
- ▶ Accorciate e riparmiate: una volta tagliata, la versione ECO non vetrata può essere ricollegata.
- ▶ Luce anche per gli ambienti umidi: grazie al vetro e al collegamento con protezione dall'acqua.
- ▶ -> Strisce ECO e strisce vetrate combinabili: potenziale di risparmio soprattutto in caso di percorsi lunghi.



YourLED Stripe




YourLED ECO Stripe



YourLED ECO Sideview



YourLED Stripe 90° Connector



YourLED DecoBeam



YourLED Stripe



YourLED ECO Stripe



YourLED ECO Sideview



YourLED Stripe 90° Connector



YourLED Stripe



YourLED Stripe



YourLED ECO Stripe



YourLED Stripe 90° Connector



Flex-Connector



ECO Clip-Connector



Junction-Box



X-Connector



Edge-Connector



RGB-Control 12V DC



Profi Line Junction-Box



Water-Protection



IR-Sensor



IR-Sensor
5 – 10 cm
On/Off

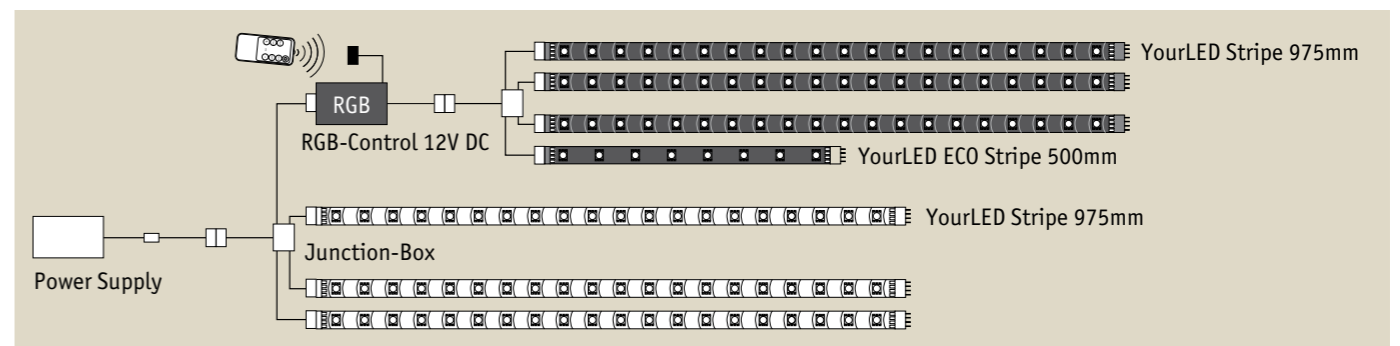
Power Supply 15W 230/12V DC

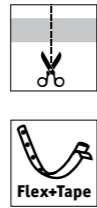
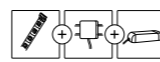


Power Supply 48W 230/12V DC



Power Supply 60W 230/12V DC





Basic Set Warm white 1,5m expanded max. 4,8m
 incl. 1x4,8W
 300lm, 3000K
 230/12V, 15VA
 ⌀3mm ⌀10,5mm ⇄1,5m
 EAN 4000870 703175
703.17 new

Basic Set Daylight 1,5m expanded max. 4,8m
 incl. 1x4,8W
 420lm, 6000K
 230/12V, 15VA
 ⌀3mm ⌀10,5mm ⇄1,5m
 EAN 4000870 703182
703.18 new

Basic Set RGB 1,5m expanded max. 2,5m
 incl. 1x14,4W
 420lm
 230/12V, 24VA
 ⌀3mm ⌀10,5mm ⇄1,5m
 EAN 4000870 703199
703.19 new

White Plastic
 Blanco Plástico
 Bianco Plastica

White Plastic
 Blanco Plástico
 Bianco Plastica

Black Plastic
 Negro Plástico
 Nero Plastica



Basic Set Warm white 3m expanded max. 7,6m
 incl. 1x9,7W
 600lm, 3000K
 230/12V, 24VA
 ⌀3mm ⌀10,5mm ⇄3m
 EAN 4000870 703205
703.20 new

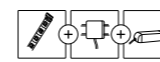
Basic Set Daylight 3m expanded max. 7,6m
 incl. 1x9,7W
 840lm, 6000K
 230/12V, 24VA
 ⌀3mm ⌀10,5mm ⇄3m
 EAN 4000870 703212
703.21 new

Basic Set RGB 3m expanded max. 5m
 incl. 1x28,8W
 840lm
 230/12V, 48VA
 ⌀3mm ⌀10,5mm ⇄3m
 EAN 4000870 703229
703.22 new

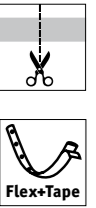
White Plastic
 Blanco Plástico
 Bianco Plastica

White Plastic
 Blanco Plástico
 Bianco Plastica

Black Plastic
 Negro Plástico
 Nero Plastica



White Plastic
 Blanco Plástico
 Bianco Plastica




Stripe Warm white 97cm
 incl. 1x3,12W
 195lm, 3000K
 < 120°
 DC 12V
 ⌀3 ⇄975 ⌀10,5mm
 EAN 4000870 702086
702.08

Stripe Pack Warm white 3x97cm
 incl. 3x3,12W
 585lm, 3000K
 < 120°
 DC 12V
 ⌀3 ⇄2925 ⌀10,5mm
 EAN 4000870 702123
702.12

90°-Connector Set Warm white
 incl. 3x0,24W
 15lm, 3000K
 < 120°
 DC 12V
 ⌀3 ⇄42 ⌀42mm
 EAN 4000870 702055
702.05

Distance Pack Warm white
 incl. 2x0,08W / 2x0,24W
 5/15lm, 3000K
 < 120°
 DC 12V
 ⌀3 ⇄25/75 ⌀10,5mm
 EAN 4000870 703366
703.36

Distance Pack Warm white					
LED	Flash	incl.	L (mm)	Watt(W)	
✓			25	0,08	
✓	✓		50	0,16	
		✓	75	0,24	
✓		✓	100	0,32	
✓	✓	✓	125	0,40	
		✓	150	0,48	
✓		✓	175	0,56	
✓	✓	✓	200	0,64	



ECO Stripe Warm white 50cm
 incl. 1x1,2W
 75lm, 3000K
 < 120°
 DC 12V
 ⌀2,5 ⇄500 ⌀10,5mm
 EAN 4000870 701966
701.96

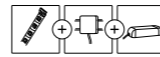


ECO Stripe Warm white 3m
 incl. 1x7,2W
 450lm, 3000K
 < 120°
 DC 12V
 ⌀2,5 ⇄3000 ⌀10,5mm
 EAN 4000870 702543
702.54



ECO Stripe Warm white 5m
 incl. 1x12W
 750lm, 3000K
 < 120°
 DC 12V
 ⌀2,5 ⇄5000 ⌀10,5mm
 EAN 4000870 702550
702.55

Trafo
 □ = 236



White Plastic
Blanco Plástico
Bianco Plastica



Trafo
□ = 236



Stripe Daylight 97cm

incl. 1×3,12 W
273 lm, 6000 K
∠ 120°
DC 12 V
⌀3 ⇄975 ↗10,5 mm
EAN 4000870 702093
702.09



Stripe Pack Daylight 3x97cm

incl. 3×3,12 W
819 lm, 6000 K
∠ 120°
DC 12 V
⌀3 ⇄2925 ↗10,5 mm
EAN 4000870 702130
702.13



90°-Connector Set Daylight

incl. 3×0,24 W
21 lm, 6000 K
DC 12 V
⌀3 ⇄42 ↗42 mm
EAN 4000870 702062
702.06



Distance Pack Daylight

incl. 2×0,08 W / 2×0,24 W
7/21 lm, 6000 K
∠ 120°
DC 12 V
⌀3 ⇄25/75 ↗10,5 mm
EAN 4000870 703373
703.37



Distance Pack Daylight				L (mm)	Watt(W)
✓				25	0,08
✓	✓			50	0,16
		✓		75	0,24
✓		✓		100	0,32
✓	✓	✓		125	0,40
		✓	✓	150	0,48
✓		✓	✓	175	0,56
✓	✓	✓	✓	200	0,64



ECO Stripe Neutral white 50cm

incl. 1×1,2 W
75 lm, 4000 K
∠ 120°
DC 12 V
⌀2,5 ⇄500 ↗10,5 mm
EAN 4000870 701973
701.97



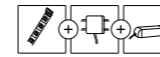
ECO Stripe Neutral white 3m

incl. 1×7,2 W
450 lm, 4000 K
∠ 120°
DC 12 V
⌀2,5 ⇄3000 ↗10,5 mm
EAN 4000870 702567
702.56



ECO Stripe Neutral white 5m

incl. 1×12 W
750 lm, 4000 K
∠ 120°
DC 12 V
⌀2,5 ⇄5000 ↗10,5 mm
EAN 4000870 702574
702.57



White Plastic
Blanco Plástico
Bianco Plastica



Trafo
□ = 236



Stripe Blue 97cm

incl. 1×3,12 W
78 lm
∠ 120°
DC 12 V
⌀3 ⇄975 ↗10,5 mm
EAN 4000870 702116
702.11



White Plastic
Blanco Plástico
Bianco Plastica



Trafo
□ = 236



ECO Sideview Warm white

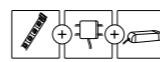
incl. 1×2,4 W
128 lm, 3000 K
DC 12 V
⌀2,5 ⇄500 ↗10,5 mm
EAN 4000870 703328
703.32




ECO Sideview Neutral white

incl. 1×2,4 W
139 lm, 4000 K
DC 12 V
⌀2,5 ⇄500 ↗10,5 mm
EAN 4000870 703335
703.33






Black Plastic
 Negro Plástico
 Nero Plastica




Trafo
 = 236
 RGB-Control, Amplifier
 = 235



Stripe RGB 98cm
 incl. 1x9,36 W
 273 lm
 < 120°
 DC 12V
 ⌀3 ⇄975 ⇄10,5 mm
 EAN 4000870 702109
702.10



ECO Stripe RGB 50cm
 incl. 1x3,6 W
 105 lm
 < 120°
 DC 12V
 ⌀2,5 ⇄500 ⇄10,5 mm
 EAN 4000870 701980
701.98




Stripe Pack RGB 3x98cm
 incl. 3x9,36 W
 819 lm
 < 120°
 DC 12V
 ⌀3 ⇄2925 ⇄10,5 mm
 EAN 4000870 702147
702.14




ECO Stripe RGB 3m
 incl. 1x21,6 W
 630 lm
 < 120°
 DC 12V
 ⌀2,5 ⇄3000 ⇄10,5 mm
 EAN 4000870 702529
702.52



90°-Connector Set RGB
 incl. 3x0,72 W
 21 lm
 < 120°
 DC 12V
 ⌀3 ⇄42 ⇄42 mm
 EAN 4000870 702079
702.07



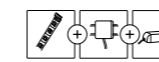
ECO Stripe RGB 5m
 incl. 1x36 W
 1050 lm
 < 120°
 DC 12V
 ⌀2,5 ⇄5000 ⇄10,5 mm
 EAN 4000870 702536
702.53



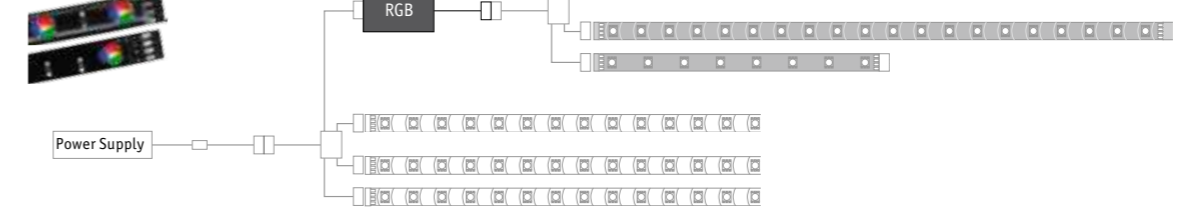
Distance Pack RGB
 incl. 2x0,24 W / 2x0,72 W
 7/21 lm
 < 120°
 DC 12V
 ⌀3 ⇄30/75 ⇄10,5 mm
 EAN 4000870 703380
703.38



Distance Pack RGB		L (mm)	Watt(W)
✓		30	0,24
✓	✓	60	0,48
	✓	75	0,72
✓	✓	105	0,96
✓	✓	135	1,20
✓	✓	150	1,44
✓	✓	180	1,68
✓	✓	210	1,92



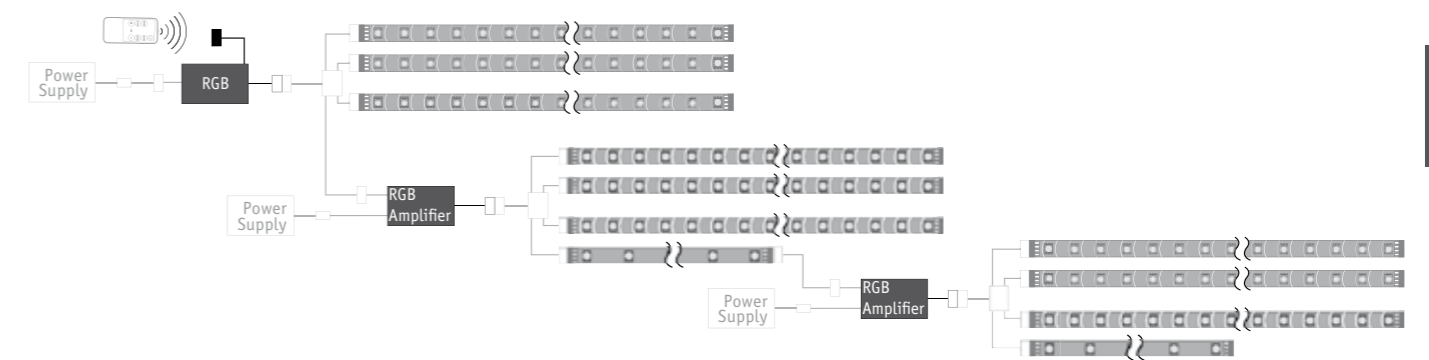
for RGB Color
 = 234



RGB-Controller 12V DC
 max. 60W
 DC 12V
 ⌀22 ⇄60 ⇄35 mm
 EAN 4000870 702.024
702.02
 Plastic
 Plástico
 Plastica



www.paulmann.com/yourledcolours



RGB Amplifier

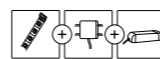
Amplifying the control signal from the type 702.02 YourLED controller.
 Para amplificar la señal de control de la controladora RGB YourLED (Art. N° 702.02).
 Per potenziare il segnale di comando del regolatore RGB YourLED Art. 702.02.

- This is how to use a remote control to synchronously control larger YourLED or YourLED ECO RGB strip systems.
- Así pueden controlarse con un mando a distancia mayores sistemas RGB-Stripe YourLED o YourLED ECO sincronizadamente.
- Un telecomando permette di comandare sincronicamente grandi sistemi di strisce YourLED o YourLED ECO RGB.
- An additional power supply unit is attached to each amplifier to increase the power of the system.
- Mediante cada amplificador se conecta una fuente de alimentación adicional, para ampliar la potencia del sistema.
- A ogni amplificatore viene collegata un'ulteriore fonte di alimentazione per implementare la potenza del sistema.



max. 60 W
 DC 12V
 ⌀24 ⇄105 ⇄65 mm
 EAN 4000870 703359
703.35
 Alu/Matt Metal
 Aluminio/Mate Metal
 Alluminio/Opaco Metallo





	15 W Power Supply / Tranfo	48 W Power Supply / Tranfo	60 W Power Supply / Tranfo
	max.		
YourLED	4m	15m (9m + 6m)*	19m (9m + 9m + 1m)*
YourLED RGB	1m	5m (4m + 1m)*	6m (4m + 2m)*
YourLED ECO	6m	20m (12m + 8m)*	25m (12m + 12m + 1m)*
YourLED ECO RGB	2m	6,5m (6m + 0,5m)*	8m (6m + 2m)*

* To reach full efficiency of the system, use the junktionbox 702.03
 * Para aprovechar al máximo la potencia del sistema utilice la caja de conexión 702.03
 * Per godere a pieno della potenza del sistema utilizzare il Junctionbox 702.03



Grey/Black Plastic
 Gris/Negro Plástico
 Grigio/Nero Plastica

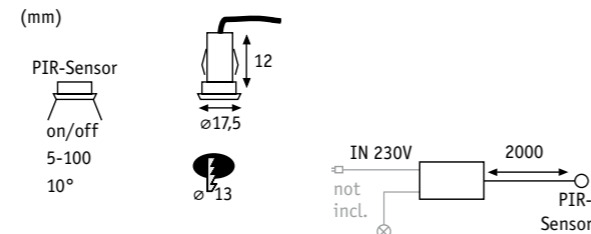
Power Supply 15W 230/12V DC
 max. 15 W
 230/12 V, 15 VA
 ⌀18 ↔125 ⌀40 mm
 EAN 4000870 701997
701.99

Power Supply 48W 230/12V DC
 max. 48 W
 230/12 V, 48 VA
 ⌀40 ↔135 ⌀55 mm
 EAN 4000870 702000
702.00

Power Supply 60W 230/12V DC
 max. 60 W
 230/12 V, 60 VA
 ⌀40 ↔225 ⌀60 mm
 EAN 4000870 702017
702.01



White Plastic
 Blanco Plástico
 Bianco Plastica



PIR-Sensor
 Proximity switch for switching on and off the LED strips and other products

- ▶ max. 75 W (Electronic Load)
- ▶ max. 125W (Magnetic Transformers)
- ▶ max. 250W (Incandescent Lamps)

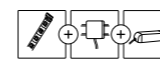
Interruptor de proximidad para encender/apagar las regletas de LEDs y otros productos

- ▶ máx. 75 W (carga electrónica)
- ▶ máx. 125 W (transformadores magnéticos)
- ▶ máx. 250 W (lámparas incandescentes)

Interruttori di prossimità per accensione/spengimento delle strisce di LED e di altri prodotti

- ▶ max. 75W (carico elettronico)
- ▶ max. 125W (trasformatori magnetici)
- ▶ max. 250W (lampadine a incandescenza)

max. 250W
 230 V
 ⌀17 ⌀17,5 ↔80 ⌀35 mm
 EAN 4000870 700921
700.92



White Plastic
 Blanco Plástico
 Bianco Plastica

AMP-YourLED Adapter Set
 DC 12 V
 ⌀7 mm ⌀14 mm ↔0,5 m
 EAN 4000870 703267
703.26

White Plastic
 Blanco Plástico
 Bianco Plastica

YourLED-AMP Adapter Set
 DC 12 V
 ⌀7 mm ⌀14 mm ↔0,5 m
 EAN 4000870 703274
703.27

Junction-Box
 ⌀12 ↔30 ⌀45 mm
 EAN 4000870 702031
702.03

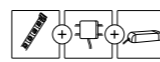
X-Connector
 ⌀7 ↔33 ⌀33 mm
 EAN 4000870 702826
702.82

ECO Clip-to-Clip Connector
 ⌀4,5 ↔17 ⌀18 mm
 EAN 4000870 702802
702.80

White Plastic
 Blanco Plástico
 Bianco Plastica

White Plastic
 Blanco Plástico
 Bianco Plastica

White Plastic
 Blanco Plástico
 Bianco Plastica



ECO Clip-to-YourLED Connector

4.5 ⇄ 23 ⇄ 18 mm
EAN 4000870 702819
702.81

- White Plastic
- Blanco Plástico
- Bianco Plastica

Edge-Connector Pack

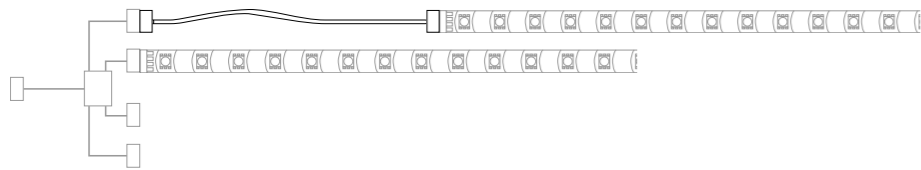
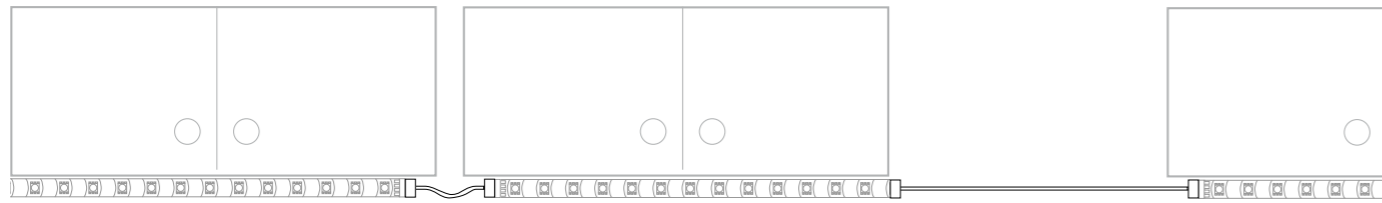
max. 60 W
12 V
12 ⇄ 17 ⇄ 13 mm
EAN 4000870 703342
703.34 new

- White/Black
- Blanco/Negro
- Bianco/Nero

ECO Clip-Connector Set

5 mm ⇄ 13 mm ⇄ 0,5 m
EAN 4000870 702161
702.16

- White Plastic
- Blanco Plástico
- Bianco Plastica



Flex-Connector 10cm

5 mm ⇄ 13 mm ⇄ 0,11 m
EAN 4000870 702154
702.15

- White Plastic
- Blanco Plástico
- Bianco Plastica

Flex-Connector 100cm

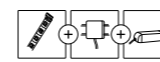
13 mm ⇄ 5 mm ⇄ 1 m
EAN 4000870 702048
702.04

- White Plastic
- Blanco Plástico
- Bianco Plastica

Flex-Connector 500cm

13 mm ⇄ 5 mm ⇄ 5 m
EAN 4000870 702512
702.51

- White Plastic
- Blanco Plástico
- Bianco Plastica



- Transparent Plastic
- Trasparente Plástico
- Trasparente Plastica

Water Protection

For achieving an IP protection on coated yourLED stripes

- Protects the linkage points between stripes and system plugs
- 4:1 Shrink ratio

para la protección IP de tiras yourLED con revestimiento

- protege los puntos de unión entre tiras y enchufes
- tasa de contracción 4:1

per ottenere una protezione IP delle strisce yourLED rivestite

- protegge i punti di collegamento tra le strisce e le spine del sistema
- rapporto di restringimento 4:1

Water-Protection 702.47 / 232 + YourLED Stripe 975mm 702.05, 702.06, 702.07, 702.08, 702.09, 702.11, 702.12, 702.13, 702.14, 703.20, 703.17, 703.18, 703.19, 703.20, 703.21, 703.22 =

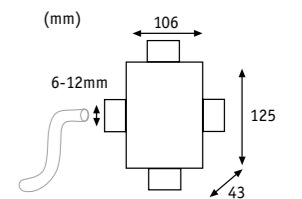


Water Protection

14 ⇄ 150 mm
EAN 4000870 702475
702.47



- Black Plastic
- Negro Plástico
- Nero Plastica



Special Line Junction-Box

Connection box for up to 4 lines

- Unused outputs remain closed
- Dust- and waterproof (IP67)

Caja de conexión para 4 cables

- Las tomas que no se usan permanecen cerradas
- Hermético al polvo y protegido frente a inmersión en agua (IP67)

Scatola di collegamento fino a 4 linee


- Le uscite inutilizzate rimangono chiuse
- Protezione da penetrazione di polvere e breve immersione in acqua (IP67)



max. 2500 W

125 ⇄ 106 ⇄ 43 mm
EAN 4000870 002322
232





High-quality double-T profile made of aluminium with anodised finish – for two-sided light effects

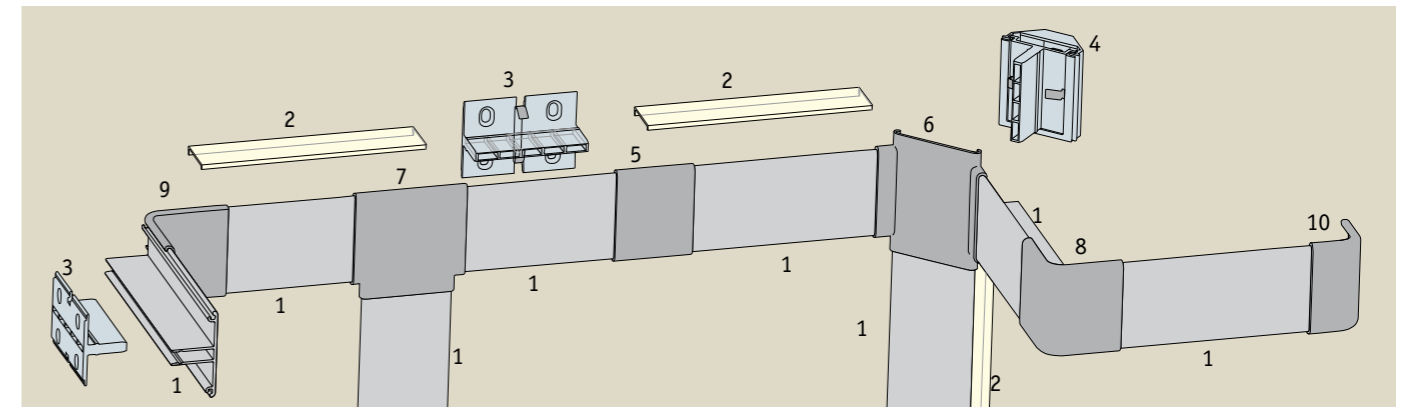
- ▶ For varied lighting with the YourLED Strip system
- ▶ Decorative light for presentation of living spaces
- ▶ Optional diffuser for uniform light distribution
- ▶ For wall, ceiling or corner mounting
- ▶ Multifunctional accessories for layout and profile terminals
- ▶ Including cable guides
- ▶ Positive cooling effect for LED Strips

Perfil de gran calidad de doble T en aluminio con superficie anodizada – para efectos lumínicos bilaterales

- ▶ Para una iluminación versátil con el sistema de regletas YourLED
- ▶ Iluminación decorativa para una puesta en escena de espacios habitables
- ▶ Difusor opcional para una distribución uniforme de la luz
- ▶ Para instalación en pared, techo o esquinas
- ▶ Accesorios versátiles para el tendido y perfiles embellecedores
- ▶ Incl. guía para cables
- ▶ Positivo efecto refrescante para regletas de LEDs

Profilato a doppia T di qualità in alluminio con superficie anodizzata - per effetti di luce su due lati

- ▶ Per l'illuminazione versatile con il sistema YourLED Stripe
- ▶ Luce decorativa per l'allestimento luminoso degli spazi abitativi
- ▶ Diffusore opzionale per la distribuzione omogenea della luce
- ▶ Per il montaggio a parete, a soffitto o ad angolo
- ▶ Molteplici accessori per la posa e la chiusura dei profilati
- ▶ Comprensivo di canalina per cavi
- ▶ Effetto positivo rinfrescante delle strisce LED



Duo Profil 1m
 ⌀40 mm ⌀20 mm ⇄1 m
 EAN 4000870 702680
702.68

- Alu Alu
- Aluminio Aluminio
- Alluminio Alluminio



Duo Profil 2m
 ⌀40 mm ⌀20 mm ⇄2 m
 EAN 4000870 702673
702.67

- Alu Alu
- Aluminio Aluminio
- Alluminio Alluminio



Duo Profil Diffusor
 ⌀4 mm ⌀20 mm ⇄2 m
 EAN 4000870 702697
702.69

- Satin Plastic
- Satinada Plástico
- Satinato Plastica



Duo Profil Fixture
 ⌀36 ⇄50 ⌀21 mm
 EAN 4000870 702758
702.75

- Transparent Plastic
- Trasparente Plástico
- Trasparente Plastica



Duo Profil Clix
 ⌀40 ⇄36 ⌀37 mm
 EAN 4000870 702215
702.21

- Transparent Plastic
- Trasparente Plástico
- Trasparente Plastica



Duo Profil Cover
 ⌀42 ⇄35 ⌀5 mm
 EAN 4000870 702703
702.70

- Alu matt Plastic
- Aluminio mate Plástico
- Alluminio opaco Plastica



Duo Profil X-Cover
 ⌀55 ⇄55 ⌀10 mm
 EAN 4000870 703304
703.30

- Alu matt Plastic
- Aluminio mate Plástico
- Alluminio opaco Plastica



Duo Profil T-Cover
 ⌀49 ⇄50 ⌀5 mm
 EAN 4000870 702710
702.71

- Alu matt Plastic
- Aluminio mate Plástico
- Alluminio opaco Plastica



Duo Profil Outside Corner
 ⌀42 ⇄35 ⌀35 mm
 EAN 4000870 702734
702.73

- Alu matt Plastic
- Aluminio mate Plástico
- Alluminio opaco Plastica






Duo Profil Inside Corner
 ⌀42 ⇄39 ⌀39 mm
 EAN 4000870 702727
702.72

- Alu matt Plastic
- Aluminio mate Plástico
- Alluminio opaco Plastica



Duo Profil End Cap
 ⌀42 ⇄22 ⌀24 mm
 EAN 4000870 702741
702.74

- Alu matt Plastic
- Aluminio mate Plástico
- Alluminio opaco Plastica



High-quality angle profile made of aluminium with anodised finish including diffuser

- ▶ For varied lighting with the YourLED Strip system
- ▶ Decorative light for presentation of baseboards or closing edges
- ▶ Additional lighting for utility spaces or under cabinets
- ▶ Orientation and guide lights at shadow and danger zones
- ▶ Multifunctional accessories for layout and profile terminals
- ▶ Also usable as continuous lighting by employing economical LED Strips
- ▶ Positive cooling effect for LED Strips

Perfil en ángulo de gran calidad en aluminio con superficie anodizada – incluido difusor

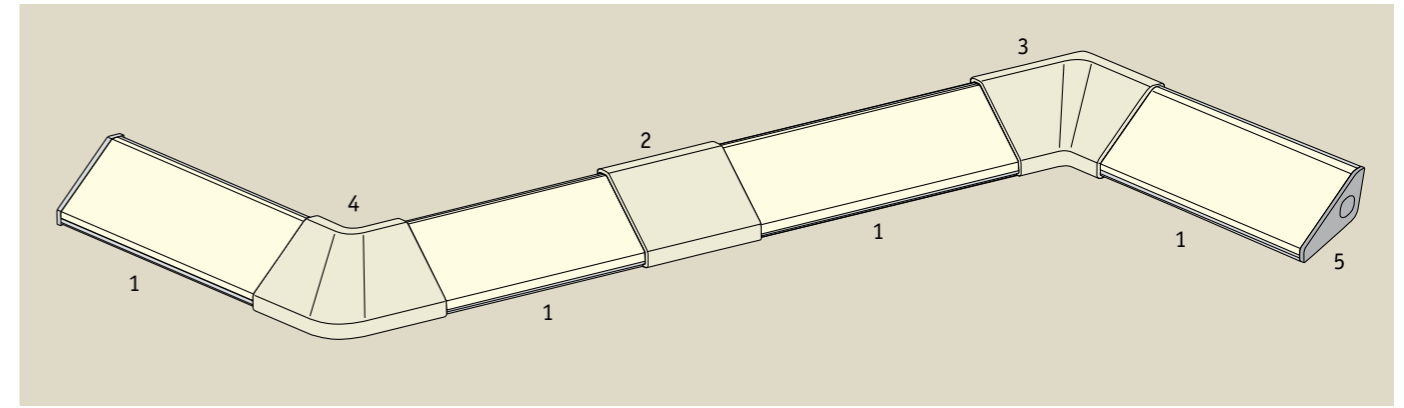
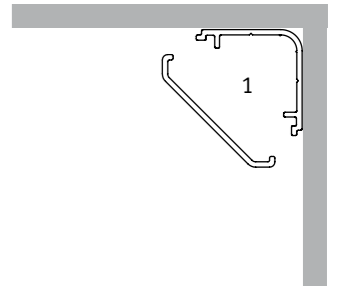
- ▶ Para una iluminación versátil con el sistema de regletas YourLED
- ▶ Iluminación decorativa para una puesta en escena de rodapiés o remates de esquinas
- ▶ Iluminación adicional de superficies útiles o bajo armarios
- ▶ Luz de orientación y de guía para zonas en penumbra o peligrosas
- ▶ Accesorios versátiles para el tendido y perfiles embellecedores
- ▶ El empleo de regletas de LEDs de bajo consumo permite también su utilización como iluminación permanente
- ▶ Positivo efecto refrescante para regletas de LEDs

Profilato angolare di qualità in alluminio con superficie anodizzata con diffusore

- ▶ Per l'illuminazione versatile con il sistema YourLED Stripe
- ▶ Luce decorativa per l'allestimento luminoso di battiscopa o di bordi di chiusura
- ▶ Illuminazione aggiuntiva di superfici utili o di sottopensili
- ▶ Luce direzionale e di orientamento per le zone d'ombra o le aree pericolose
- ▶ Molteplici accessori per la posa e la chiusura dei profilati
- ▶ Utilizzabile anche per l'illuminazione costante grazie all'impiego delle strisce di LED a basso consumo energetico
- ▶ Effetto positivo rinfrescante delle strisce LED



for YourLED Stripe
□ = 230-234



Delta Profil incl. Diffusor 1m

∅20 mm ∅20 mm ∅1 m
EAN 4000870 702628
702.62

- Alu/Satin
- Aluminio/Satinada
- Alluminio/Satinato



Delta Profil incl. diffusor 2m

∅20 mm ∅20 mm ∅2 m
EAN 4000870 702611
702.61

- Alu/Satin
- Aluminio/Satinada
- Alluminio/Satinato



Delta Profil Cover

∅29 ∅35 ∅5 mm
EAN 4000870 702635
702.63

- Satin
- Satinada
- Satinato



Delta Profil Inside Corner

∅21 ∅35 ∅35 mm
EAN 4000870 702642
702.64

- Satin
- Satinada
- Satinato



Delta Profil Outside Corner

∅21 ∅35 ∅35 mm
EAN 4000870 702659
702.65


- Satin
- Satinada
- Satinato



Delta Profil End Cap

∅20 ∅8 ∅20 mm
EAN 4000870 702666
702.66

- Alu matt
- Aluminio mate
- Alluminio opaco



- ☞ Chrome/Chrome matt/Transparent
- ☒ Metal/Acryl
- ☞ Cromo/Cromo mate/Trasparente
- ☒ Metal/Acrylic
- ☞ Cromo/Cromo opaco/Trasparente
- ☒ Metallo/Acrilico



www.paulmann.com/decobeam/all

YourLED DecoBeam

„SunRay“ effect for walls & ceilings

- ▶ Two interchangeable effect films included
- ▶ Can be mounted directly onto a flush-mounting box
- ▶ The DecoBeam YourLED item can be directly combined with a YourLED Stripes installation
- ▶ Deco panel is reversible (chrome and chrome matt)

Efecto „rayo de sol“ para pared y techo

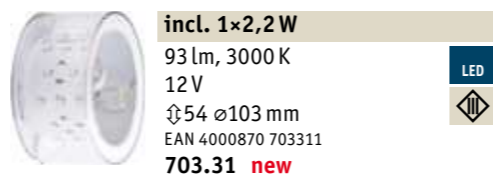
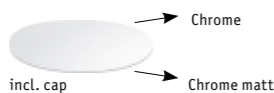
- ▶ Se incluyen dos láminas intercambiables para efectos
- ▶ Puede montarse directamente en un enchufe empotrable
- ▶ El artículo Deco Beam YourLED puede combinarse con las regletas YourLED
- ▶ La cubierta decorativa es reversible (cromo y cromo mate)

„Effetto „SunRay“ per parete e soffitto

- ▶ Comprese due lamine effetto intercambiabili
- ▶ Può essere montato direttamente su una presa sotto intonaco
- ▶ L'articolo Deco Beam YourLED può essere combinato direttamente con un'installazione YourLED Stripe
- ▶ Lo schermo decorativo è double-face (color cromo e cromo opaco)

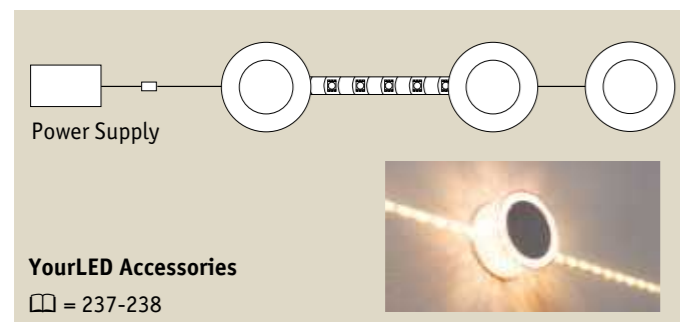


a) incl. diffusor



incl. 1x2,2 W

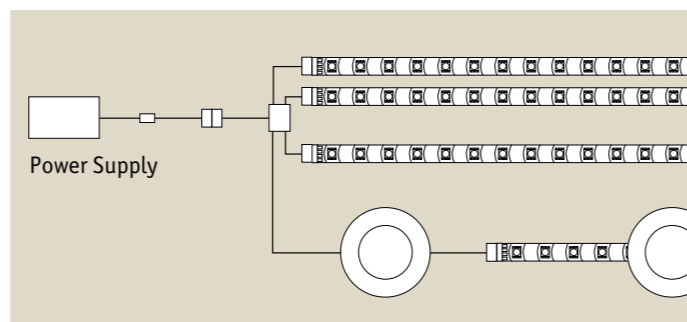
93 lm, 3000 K
12 V
∅54 ∅103 mm
EAN 4000870 703311
703.31 new



Power Supply

YourLED Accessories

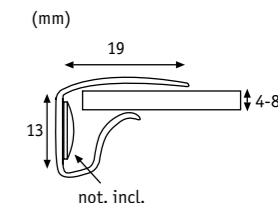
☐ = 237-238



Power Supply



- ☞ Transparent
- ☒ Plastic
- ☞ Trasparente
- ☒ Plástico
- ☞ Trasparente
- ☒ Plastica



BackLight Profil 1m

Decorative light for display cases and glass edgings

- ▶ For illumination of glass shelves of any length with YourLED Stripes
- ▶ Suitable for glass thicknesses of 4-8 mm
- ▶ Easily fitted: Strip inserted and plugged on the back edges of the glass shelves

Iluminación decorativa para vitrinas y estantes de cristal

- ▶ Para la iluminación de suelos de cristal de cualquier longitud con regletas YourLED
- ▶ Adecuada para grosores de cristal de 4-8 mm
- ▶ Montaje simple: Encaje la regleta acoplando el dorso al suelo de cristal

Luce decorativa per vetrine e ripiani in vetro

- ▶ Per l'illuminazione di ripiani in vetro della lunghezza desiderata con YourLED Stripes
- ▶ Adatto per vetri con spessore di 4-8 mm
- ▶ Montaggio semplice: basta posare la striscia e montarla sul bordo posteriore dei ripiani in vetro



BackLight Profil 1m

∅13 ∅1000 ∅19 mm
EAN 4000870 702833
702.83



Blacklight
Luz negra
Luce nera

- ☞ White
- ☒ Plastic
- ☞ Blanco
- ☒ Plástico
- ☞ Bianco
- ☒ Plastica



BlackLight LED Stripe-Set



BlackLight LED Stripe-Set 1m

incl. 1x7,2 W
230/12 V, 15 VA
∅2,5 mm ∅10,5 mm ∅1 m
EAN 4000870 703281
703.28



BlackLight LED Stripe-Set 3m

incl. 1x21,6 W
230/12 V, 22 VA
∅2,5 mm ∅10,5 mm ∅3 m
EAN 4000870 703298
703.29



☞ White ☒ Metal/Plastic
 ☞ Blanco ☒ Metal/Plástico
 ☞ Bianco ☒ Metallo/Plastica



USB-Stripe
Sideview



USB-Stripe Pack

Display with LED USB strips

- ▶ For use with conventional USB ports
- ▶ For decorative auxiliary lighting (keyboards, radios, PC casings and more)
- ▶ In the colours white (704.11), trendy blue, or an attractive red and white mix (704.12)
- ▶ Glare-free light, directed to the side
- ▶ The lights feature adhesive backing, for quick and easy installation.

Expositor de regletas LED con USB

- ▶ Utilizables con los puertos USB habituales
- ▶ Para una iluminación decorativa adicional (teclado, radio, carcasa del PC y otros)
- ▶ Luz de color blanco (704.11), azul como color de moda o en una atractiva mezcla de rojo y blanco (704.12)
- ▶ Iluminación lateral sin deslumbramientos
- ▶ Instalación rápida sin herramientas gracias a las tiras adhesivas en el dorso

Box di presentazione con strisce LED USB

- ▶ Collegamento alle normali prese USB
- ▶ Per l'illuminazione aggiuntiva decorativa (tastiera, radio, case del PC o altro)
- ▶ Luce di colore bianco (704.11), colore trend blu o attraente mix bianco-rosso (704.12)
- ▶ Illuminazione laterale anabbagliante
- ▶ Installazione rapida senza bisogno di attrezzi grazie alla striscia adesiva sul retro



30x 705.55



USB-Stripe Pack Daylight

incl. 30x1,5 W
6000 K
⌀3 ↔300 ↗5 mm
EAN 4000870 704110
704.11 new




USB-Stripe Daylight 30cm

incl. 1x1,5 W
6000 K
⌀3 ↔300 ↗5 mm
EAN 4000870 704554
704.55 new



15x 705.56
15x 704.57



USB-Stripe Pack Blue, Red/White

incl. 2x 15x1,5 W
⌀3 ↔300 ↗5 mm
EAN 4000870 704127
704.12 new



USB-Stripe Blue 30cm

incl. 1x1,5 W
⌀3 ↔300 ↗5 mm
EAN 4000870 704561
704.56 new



USB-Stripe Red/White 30cm

incl. 1x1,5 W
⌀3 ↔300 ↗5 mm
EAN 4000870 704578
704.57 new



Downlights

- 250 Special Line
- 278 Premium Line
- 326 Quality Line
- 340 Micro Line
- 361 Star Line
- 369 2Easy
- 376 Accessories



260 Special Line Floor Energy Saving



253 Special Line Deco UpDownlight



271 Special Line House Number Sun

Special Line



For wall and floor mounting Para montaje en pared y suelos Montaggio a parete e a pavimento

Application areas: Outdoors, bathroom, kitchen, living room	Ámbitos de aplicación: Exteriores, baño, cocina, salón	Impiego: Spazi esterni, bagno, cucina, soggiorno
▶ Light fixtures for special applications and requirements	▶ Luminarias para aplicaciones y exigencias especiales	▶ Apparecchi per applicazioni ed esigenze particolari
▶ High-quality, non-corrosive materials	▶ Materiales inoxidables de alta calidad	▶ Materiali inossidabili di alta qualità
▶ Protection against water up to IP67	▶ Protección contra el agua hasta IP67	▶ Protezione dall'acqua fino a IP67

Premium Line



For rigorous requirements Para exigencias elevadas Per esigenze particolari

Application areas: Outdoors, bathroom, kitchen, living room	Ámbitos de aplicación: Exteriores, baño, cocina, salón	Impiego: Spazi esterni, bagno, cucina, soggiorno
▶ High-quality, non-corrosive materials	▶ Materiales inoxidables de alta calidad	▶ Materiali inossidabili di alta qualità
▶ Incl. miniature transformer, fits into any ceiling	▶ Transformador pequeño incluido, encuentra sitio en cualquier techo	▶ incluso minitrasformatore, trova posto in tutti i soffitti
▶ Easy bulb change thanks to Easy-Click	▶ Cambio fácil del medio luminoso con mecanismo de Easy Click	▶ Facile sostituzione del corpo illuminante con Easy Click

Quality Line



For the living room Para la vivienda Per la casa

Application areas: Living room, kitchen	Ámbitos de aplicación: Salón, cocina	Impiego: Soggiorno, cucina
▶ Easy installation thanks to plug-in connectors	▶ Montaje fácil con conector	▶ Facile montaggio con connettori a innesto
▶ Incl. miniature transformer, fits into any ceiling	▶ Transformador pequeño incluido, encuentra sitio en cualquier techo	▶ Incluso minitrasformatore, trova posto in tutti i soffitti
▶ Easy bulb change thanks to Easy-Click	▶ Cambio fácil del medio luminoso con mecanismo de Easy Click	▶ Facile sostituzione del corpo illuminante con Easy Click

Micro Line



For installation in and on furniture Para la instalación y el montaje en muebles Per l'incasso e il montaggio su mobili

Application areas: Living room, kitchen, shelves, wooden ceilings, display cases	Ámbitos de aplicación: Salón, cocina, estanterías, techos de madera, vitrinas	Impiego: Soggiorno, cucina, librerie, soffitti in legno, vetrine
▶ Super-flat, minimal installation depth	▶ ¡Súper plano, profundidad mínima para empotrar	▶ Ultrapiatto, minima profondità d'installazione
▶ Surface-mounted variants	▶ Variantes de montaje	▶ Varianti di composizione
▶ Protection against water up to IP44	▶ Protección contra el agua hasta IP44	▶ Protezione dall'acqua fino a IP44

Star Line



Starry sky Cielo estrellado Cielo stellato

Application areas: Living room, bathroom, kitchen	Ámbitos de aplicación: Salón, baño, cocina	Impiego: Soggiorno, bagno, cucina
▶ Creative design-possibilities	▶ Creativas posibilidades de diseño	▶ Possibilità di allestimenti creativi
▶ Minimum installation depth	▶ Mínima profundidad de instalación	▶ Minima profondità d'incasso
▶ Easy mounting thanks to plug-in connectors	▶ Montaje fácil con conector	▶ Facile montaggio con connettori a innesto

Practical helpers and accessories

Practical accessories from Paulmann allow you to add additional lights to your lighting system or to adjust recessed adapters or recessed sockets to special installation conditions.

Elementos accesorios y asistentes prácticos

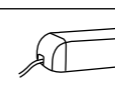
Los prácticos accesorios de Paulmann le permitirán complementar su sistema de iluminación con más lámparas o adecuar su sistema a condiciones especiales de montaje mediante adaptadores y tomas empotrables.

Pratici aiuti e accessori

I pratici accessori Paulmann vi permettono di arricchire il vostro sistema di illuminazione di nuove luci o di adattarlo a particolari caratteristiche di montaggio grazie ad adattatori o scatole da incasso.



Trafo/
Power Supply
□= 382_391



Connector
□= 379-378




Mounting Box
□= 376-377



Clip
□= 381

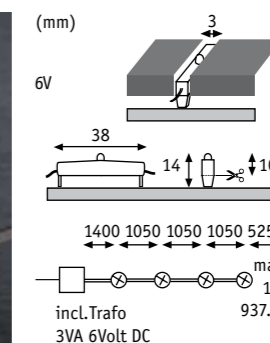




Special Line

For wall and floor mounting Para montaje en pared y suelos Montaggio a parete e a pavimento

Application areas: Outdoors, bathroom, kitchen, living room	Ámbitos de aplicación: Exteriores, baño, cocina, salón	Impiego: Spazi esterni, bagno, cucina, soggiorno
► Light fixtures for special applications and requirements	► Luminarias para aplicaciones y exigencias especiales	► Apparecchi per applicazioni ed esigenze particolari
► High-quality, non-corrosive materials	► Materiales inoxidables de alta calidad	► Materiali inossidabili di alta qualità
► Protection against water up to IP67	► Protezione contra el agua hasta IP67	► Protezione dall'acqua fino a IP67



www.paulmann.com/groovelight/all

Special Line GrooveLight Basic

Plastic Plástico Plastica

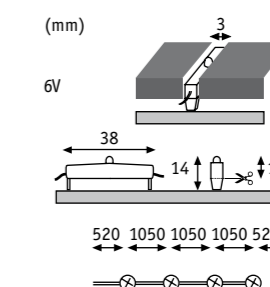
- The product dimensions are ideal for current tile sizes.
 - The light can also be inserted vertically or horizontally in tile joints and in seams as narrow as 3 mm (cables can be laid diagonally).
 - The basic set is expandable to a total of 48 LED elements or 11 x 93757
- Las dimensiones del producto se adecúan perfectamente a las medidas actuales de baldosas.
 - La lámpara puede colocarse vertical u horizontalmente en intersecciones de baldosas o también en ranuras de tan solo 3mm (los cables pueden tenderse diagonalmente)
 - El juego básico es ampliable hasta un total del 48 elementos LED, o bien 11 x 93757
- Le dimensioni del prodotto si adattano perfettamente alle attuali misure delle piastrelle.
 - L'apparecchio può essere installato verticalmente o orizzontalmente sia nei punti di incrocio delle piastrelle che in fughe strette da 3mm (il cavo può essere sistemato diagonalmente)
 - Il set di base è espandibile fino ad un totale di 48 elementi LED (11 x 93757)



Transparent Trasparente Trasparente

incl. 4x0,02 W
0,4 lm, 2700 K

incl. 3 VA
EAN 4000870 937563
937.56 new



Special Line GrooveLight Extra

Plastic Plástico Plastica

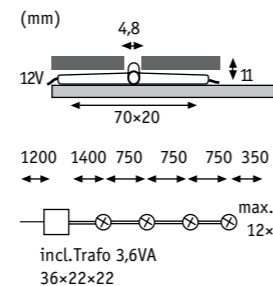


Transparent Trasparente Trasparente

incl. 4x0,02 W
0,4 lm, 2700 K

EAN 4000870 937570
937.57 new


Trafo/Power Supply □= 382-391
Accessories □= 376-381



Special Line Crosslight Basic

Plastic Plástico Plastica


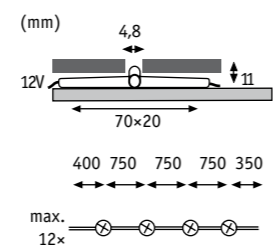
- ▶ Basic set can be extended by the auxiliary set to up to 12 light points
- ▶ El juego básico puede ampliarse con el juego complementario hasta a 12 puntos de luz
- ▶ Set di base ampliabile fino a 12 punti luce mediante set aggiuntivo
- ▶ Tile joint can also be installed afterwards
- ▶ La intersección de baldosas puede instalarse también posteriormente
- ▶ Crosslight per piastrelle montabili anche in un momento successivo



Black Negro Nero

incl. 4x0,275 W
20.000 K

incl. 3,6 VA
EAN 4000870 987681
987.68



Special Line Crosslight Extra

Plastic Plástico Plastica

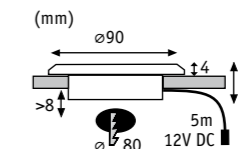


Black Negro Nero

incl. 4x0,275 W
20.000 K

EAN 4000870 987728
987.72

Trafo/Power Supply 382-391
Accessories 376-381



Special Line Deco UpDownlight

Stainless steel/Polycarbonate INOX/Polycarbonato Acciaio legato/Polycarbonato

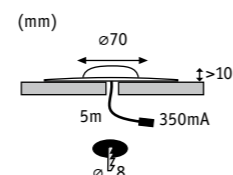
- ▶ Easy to mount: attached using adhesive film
- ▶ Montaje sencillo: fijación con lámina adhesiva
- ▶ Montaggio semplice: fissaggio mediante pellicola adesiva



Stainless steel/Satin INOX/Satinada Acciaio legato/Satinato

incl. 3x1 W
13 lm, 2700 K
120°, 4 cd
incl. 3,6 VA
EAN 4000870 937686
937.68 new

Trafo/Power Supply 382-391
Accessories 376-381



Special Line UpDownlight Highpower

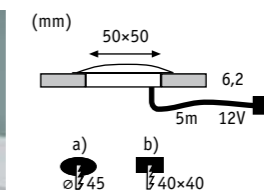
Alu/Plastic Aluminio/Plástico Alluminio/Plastica

- ▶ Incl. optional visor
- ▶ No installation depth
- ▶ Pantalla antideslumbrante opcional incluida
- ▶ Sin profundidad de empotrado
- ▶ incl. protezione antiabbagliante opzionale
- ▶ non richiede un'installazione in profondità



Chrome matt Cromo mate Cromo opaco

incl. 3x3 W
4000 K
∠ 80°, 73 cd
incl. 12 VA
EAN 4000870 988725
988.72



Special Line Quadro

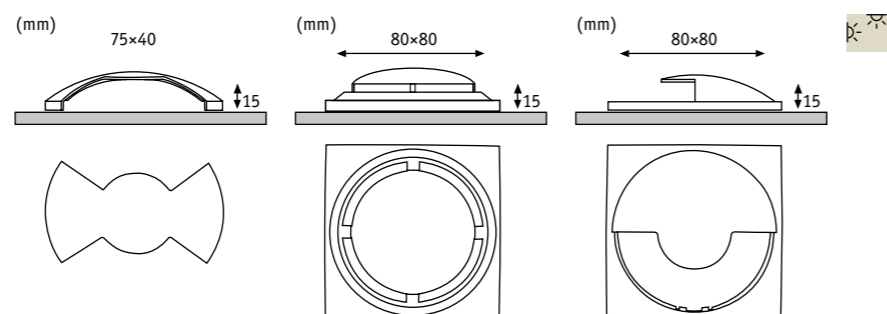
Polycarbonate Policarbonato Policarbonato

- ▶ Dust- and waterproof (IP67)
- ▶ The parquet thickness is sufficient for the installation depth
- ▶ Hermético al polvo y protegido frente a inmersión en agua (IP67)
- ▶ Como profundidad de empotrado basta el grosor del parquet
- ▶ Protezione da penetrazione di polvere e breve immersione in acqua (IP67)
- ▶ Come profondità di incasso è sufficiente lo spessore del parquet



Satin Satinada Satinato

incl. 3x1 W
6500 K
∠ 120°, 13 cd
incl. 12 VA
EAN 4000870 988626
988.62



Special Line UpDownlight

Plastic Plástico Plastica

- ▶ Easy-to-attach decorative glare cover to uplight/downlight HighPower
- ▶ Acople sencillamente la decorativa pantalla antideslumbrante al set UpDownlight Highpower
- ▶ La protezione antiabbagliante decorativa si monta con facilità sull'UpDownlight Highpower.



Chrome matt Cromo mate Cromo opaco



EAN 4000870 937334
937.33



EAN 4000870 937341
937.34



EAN 4000870 937358
937.35



Special Line UpDownlight Mounting ring square

Alu Aluminio Alluminio

- ▶ Surface-mounted ring for installation on e.g. stone, concrete, carpet
- ▶ Anillo de fijación para instalar p.ej. sobre piedra, hormigón, moqueta
- ▶ Anello di montaggio per l'installazione su pietra, cemento, moquette ecc.




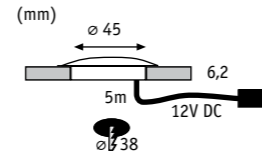
Brushed iron Acero Mate Ferro spazzolato

EAN 4000870 988602
988.60



Chrome matt Cromo mate Cromo opaco

EAN 4000870 988619
988.61



Special Line UpDownlight

Polycarbonate Policarbonato Policarbonato

- ▶ Dust- and waterproof (IP67)
- ▶ The parquet thickness is sufficient for the installation depth
- ▶ Hermético al polvo y protegido frente a inmersión en agua (IP67)
- ▶ Como profundidad de empotrado basta el grosor del parquet
- ▶ Protezione da penetrazione di polvere e breve immersione in acqua (IP67)
- ▶ Come profondità di incasso è sufficiente lo spessore del parquet

Transparente Trasparente Trasparente



incl. 1x1 W	incl. 3x1 W	incl. 6x1 W
6500 K	6500 K	6500 K
∠ 120°, 13 cd	∠ 120°, 13 cd	∠ 120°, 13 cd
incl. 12 VA	incl. 12 VA	incl. 12 VA
EAN 4000870 987919	EAN 4000870 987940	EAN 4000870 987971
987.91	987.94	987.97

Satin Satinada Satinato



incl. 1x1 W	incl. 3x1 W	incl. 6x1 W
6500 K	6500 K	6500 K
∠ 120°, 13 cd	∠ 120°, 13 cd	∠ 120°, 13 cd
incl. 12 VA	incl. 12 VA	incl. 12 VA
EAN 4000870 987568	EAN 4000870 987575	EAN 4000870 987582
987.56	987.57	987.58

Satin Satinada Satinato



incl. 1x1 W	incl. 3x1 W
3000 K	3000 K
∠ 120°, 13 cd	∠ 120°, 13 cd
incl. 12 VA	incl. 12 VA
EAN 4000870 937006	EAN 4000870 937013
937.00	937.01



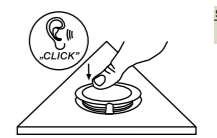
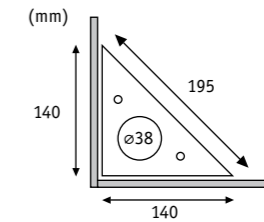
Special Line UpDownlight Mounting ring triangular Stainless steel/Plastic INOX/Plástico Acciaio legato/Plastica

- ▶ Surface-mount frame for installation e.g. on stairs
- ▶ Marco de montaje para instalar p.ej. en escalones
- ▶ Telaio di montaggio per l'installazione, ad esempio, su gradini



Stainless steel INOX Acciaio legato

EAN 4000870 937556
937.55



Special Line UpDownlight Mounting ring round

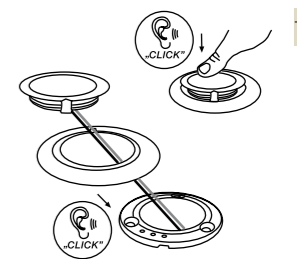
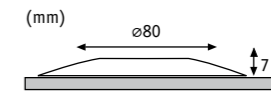
Aluminium Zinc Aluminio-zinc Zinco-Alluminio

- ▶ Surface-mounted ring for installation on e.g. stone, concrete, carpet
- ▶ Anillo de fijación para instalar p.ej. sobre piedra, hormigón, moqueta
- ▶ Anello di montaggio per l'installazione su pietra, cemento, moquette ecc.



Brushed iron Acero Mate Ferro spazzolato

EAN 4000870 987810
987.81



Chrome matt Cromo mate Cromo opaco

EAN 4000870 987773
987.77

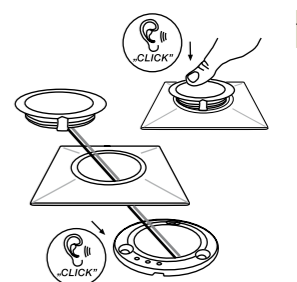
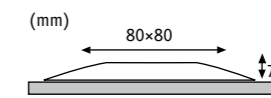
Special Line UpDownlight Mounting ring square

Aluminium Zinc Aluminio-zinc Zinco-Alluminio



Brushed iron Acero Mate Ferro spazzolato

EAN 4000870 987827
987.82



Chrome matt Cromo mate Cromo opaco

EAN 4000870 987797
987.79

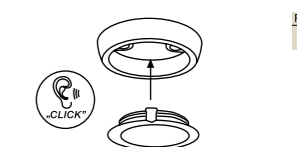
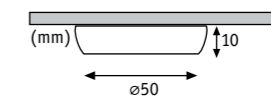
Special Line UpDownlight Mounting ring

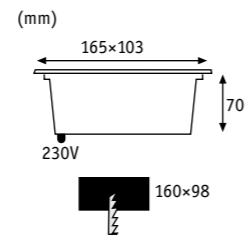
Polycarbonate Policarbonato Policarbonato



Chrome matt Cromo mate Cromo opaco

EAN 4000870 975411
975.41





LED IP67
Stainless Steel
rost frei
Kg
1.700

Special Line Floor LED

Stainless steel INOX Acciaio legato

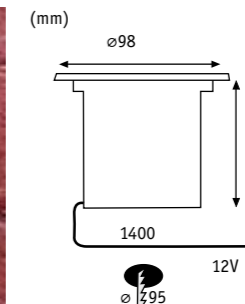
- ▶ Dust- and waterproof (IP67)
- ▶ Max. load up to 1,700 kg
- ▶ Operates directly with 230 V
- ▶ Hermético al polvo y protegido frente a inmersión en agua (IP67)
- ▶ Soporta hasta 1700 kg
- ▶ Funciona directamente con 230V
- ▶ Protezione da penetrazione di polvere e breve immersione in acqua (IP67)
- ▶ Carico fino a 1.700 kg
- ▶ Funzionamento diretto a 230 V



Stainless steel INOX Acciaio legato

incl. 1x3 W
8000 K
∠ 100°, 45 cd

EAN 4000870 987490
987.49



LED IP65
Stainless Steel
rost frei
Kg
500

Special Line Floor LED

Stainless steel INOX Acciaio legato

- ▶ Included diffuser allows optional accentuated or diffused light
- ▶ El difusor adjunto permite acentuar o difuminar la luz
- ▶ Possibilità di scelta tra luce accentuata e diffusa grazie al diffusore in dotazione

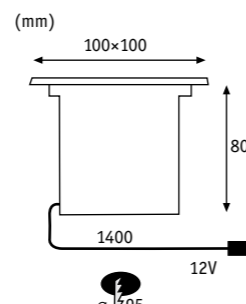


Stainless steel INOX Acciaio legato

incl. 3x1,2 W
6500 K
∠ 120°, 1,5 cd
incl. 6 VA
EAN 4000870 988770
988.77



incl. Diffusor



LED IP65
Stainless Steel
rost frei
Kg
500

Special Line Floor LED

Stainless steel INOX Acciaio legato

- ▶ Included diffuser allows optional accentuated or diffused light
- ▶ El difusor adjunto permite acentuar o difuminar la luz
- ▶ Possibilità di scelta tra luce accentuata e diffusa grazie al diffusore in dotazione

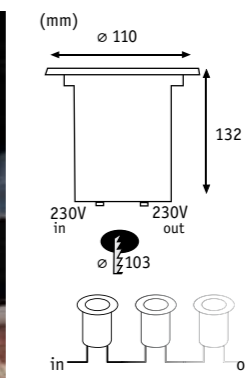


Stainless steel INOX Acciaio legato

incl. 3x1,2 W
6500 K
∠ 120°, 1,5 cd
incl. 6 VA
EAN 4000870 988763
988.76



incl. Diffusor



LED IP67
Stainless Steel
rost frei
Kg
500

Special Line Floor LED

Stainless steel INOX Acciaio legato

- ▶ Included diffuser allows optional accentuated or diffused light
- ▶ Operates directly with 230 V
- ▶ El difusor adjunto permite acentuar o difuminar la luz
- ▶ Funciona directamente con 230V
- ▶ Possibilità di scelta tra luce accentuata e diffusa grazie al diffusore in dotazione
- ▶ Funzionamento diretto a 230 V

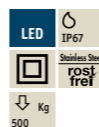
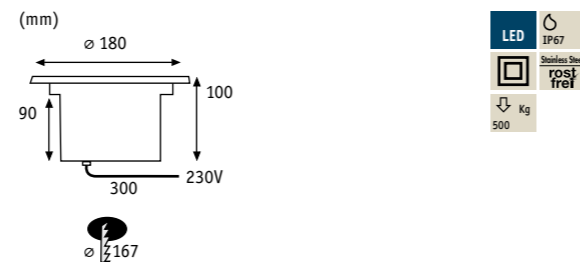


Stainless steel INOX Acciaio legato

incl. 1x1,2 W
6500 K
∠ 120°, 1,5 cd
EAN 4000870 988756
988.75



incl. Diffusor



Special Line Floor LED 2,1W

Stainless steel INOX Acciaio legato

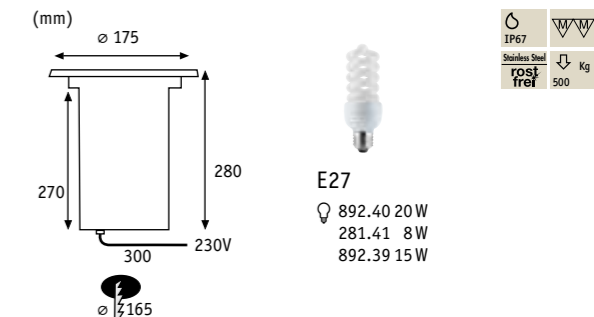
- ▶ Dust- and waterproof (IP67)
- ▶ Integrated transformer allows for direct connection to the 230 V mains
- ▶ Hermético al polvo y protegido frente a inmersión en agua (IP67)
- ▶ Mediante su equipo de alimentación integrado se puede conectar directamente a la instalación eléctrica (230V).
- ▶ Protezione da penetrazione di polvere e breve immersione in acqua (IP67)
- ▶ Collegabile direttamente al cablaggio domestico presente (230 V) mediante il dispositivo di alimentazione integrato.



Stainless steel INOX Acciaio legato

incl. 1x2,1 W
37 lm, 6500 K

incl. 3,6 VA
EAN 4000870 937464
937.46



Special Line Floor

Stainless steel INOX Acciaio legato

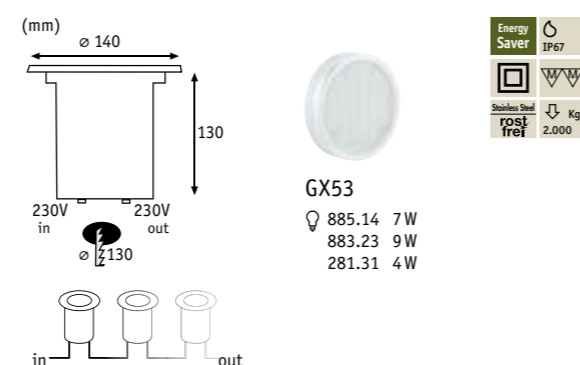
- ▶ Suitable for energy-saving lamps or LED
- ▶ Operates directly with 230V
- ▶ Ideal para luminarias de bajo consumo y LEDs
- ▶ Funciona directamente con 230V
- ▶ E' ideale per lampadine a risparmio energetico e LED
- ▶ Funzionamento diretto a 230V



Stainless steel INOX Acciaio legato

max. 20 W

EAN 4000870 937488
937.48



Special Line Floor Energy Saving

Stainless steel INOX Acciaio legato

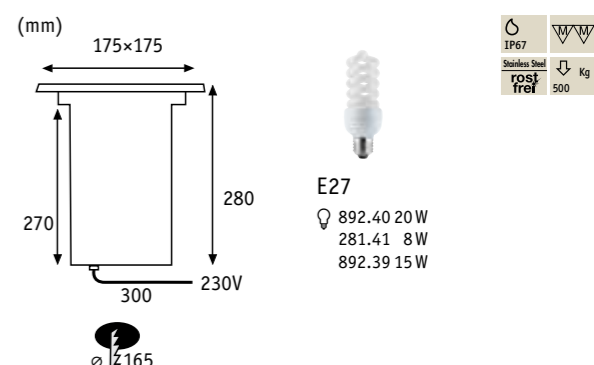
- ▶ Suitable for LED and energy-saving lamps
- ▶ Operates directly with 230 V
- ▶ Max. load up to 2000 kg
- ▶ Apto par LEDs y luminarias de bajo consumo
- ▶ Funciona directamente con 230V
- ▶ Soporte hasta 2000 kg
- ▶ per LED e lampadine a risparmio energetico
- ▶ Funzionamento diretto a 230 V
- ▶ Carico fino a 2000 kg



Stainless steel INOX Acciaio legato

incl. 1x7 W
230 lm, 2700 K
∠ 100°

EAN 4000870 988435
988.43



Special Line Floor

Stainless steel INOX Acciaio legato

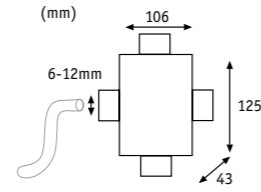
- ▶ Suitable for energy-saving lamps or LED
- ▶ Operates directly with 230V
- ▶ Ideal para luminarias de bajo consumo y LEDs
- ▶ Funciona directamente con 230V
- ▶ E' ideale per lampadine a risparmio energetico e LED
- ▶ Funzionamento diretto a 230V



Stainless steel INOX Acciaio legato

max. 20 W

EAN 4000870 937495
937.49



IP67

Special Line Junction-Box

Plastic Plástico Plastica

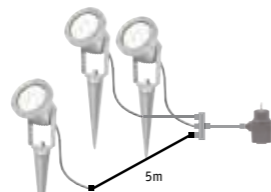
- ▶ Connection box for up to 4 lines
- ▶ Unused outputs remain closed
- ▶ Dust- and waterproof (IP67)
- ▶ Caja de conexión para 4 cables
- ▶ Las tomas que no se usan permanecen cerradas
- ▶ Hermético al polvo y protegido frente a inmersión en agua (IP67)
- ▶ Scatola di collegamento fino a 4 linee
- ▶ Le uscite inutilizzate rimangono chiuse
- ▶ Protezione da penetrazione di polvere e breve immersione in acqua (IP67)

Black Negro Nero

max. 2500 W



EAN 4000870 002322
232



IP65

Special Line IP65 Connector

Rubber Goma Gomma

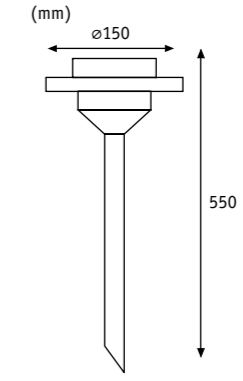
Black Negro Nero

max. 100 W



EAN 4000870 988466
988.46

Trafo/Power Supply 382-391
Accessories 376-381



LED On/Off
IP44
Stainless steel
rost frei
Accu

SOLAR

Special Line Solar Ufo LED

Stainless steel/Glass INOX/Cristal Acciaio legato/Vetro

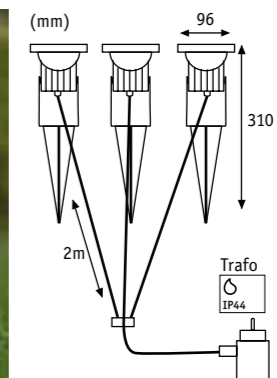
- ▶ 6-8 hour charge time with sun alignment, provides 3 to 5 hours of light
- ▶ Tiempo de carga en orientación al sol, 6-8 horas, duración luz, 3-5 horas
- ▶ Tempo di carica alla luce solare: 6-8 ore, durata di illuminazione: 3-5 ore



Stainless steel/Clear INOX/Claro Acciaio legato/Chiaro

incl. 1x0,2 W
3000 K

EAN 4000870 937648
937.64 new



LED
IP65
Alu
rost frei

Special Line Garden Spot LED

Alu Aluminio Alluminio

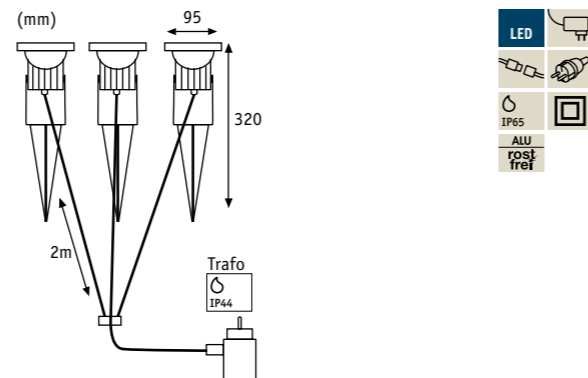
Alu Aluminio Alluminio

incl. 3x3 W

3000 K
45°, 275 cd
incl. 16 VA
EAN 4000870 988459
988.45



Trafo/Power Supply 382-391
Accessories 376-381



- LED
- IP65
- ALU
- rostfrei

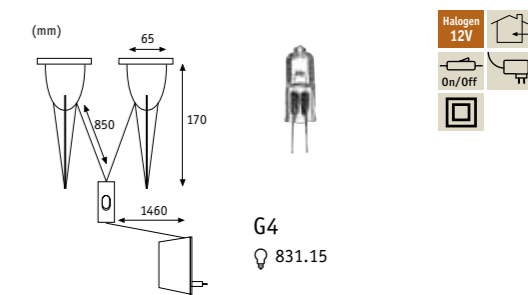
Special Line Garden Spot LED

Alu Aluminio Alluminio



Alu Aluminio Alluminio

incl. 3x1 W
3000 K
∠ 100°, 20 cd
incl. 6 VA
EAN 4000870 937501
937.50



- Halogen 12V
- On/Off

Special Line Plantdart

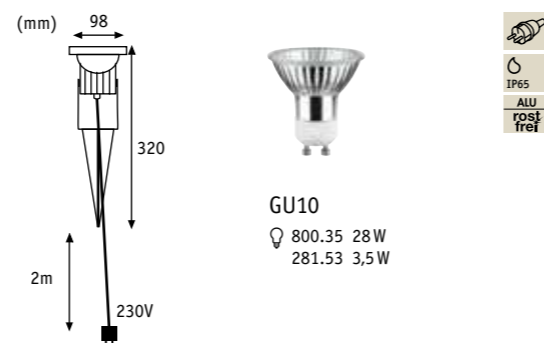
Plastic Plástico Plastica



Black Negro Nero

incl. 2x10 W
2x95 lm, 2900 K

incl. 20 VA
EAN 4000870 503256
503.25



- GU10
- IP65
- ALU
- rostfrei

Special Line Garden Spot

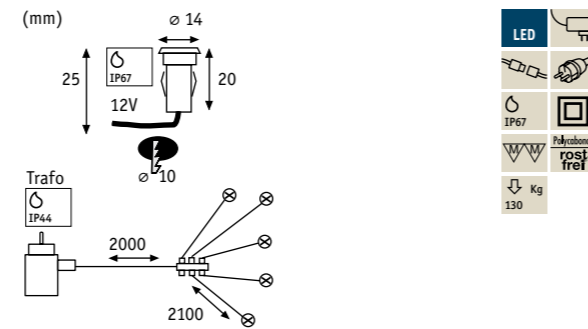
Alu Aluminio Alluminio



Alu Aluminio Alluminio

max. 28 W

EAN 4000870 937518
937.51

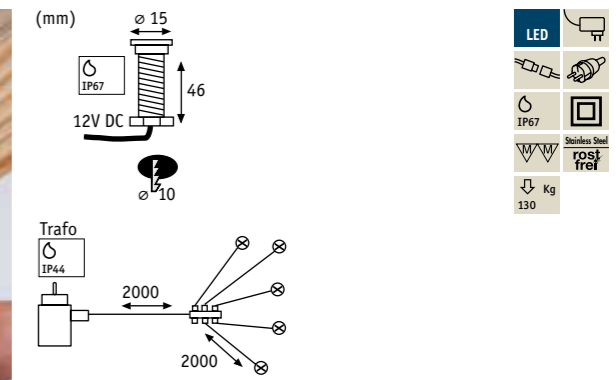
**Special Line Micro IP67 Basic**

Polycarbonate Policarbonato Policarbonato

- ▶ Basic set can be extended by the auxiliary set to up to 20 light points
- ▶ El juego básico puede ampliarse con el juego complementario hasta a 20 puntos de luz
- ▶ Set di base ampliabile fino a 20 punti luce mediante set aggiuntivo
- ▶ Easy mounting using plug-in connections
- ▶ Facilísimo de montar por conexión de enchufe
- ▶ Montaggio semplicissimo con connessione a innesto



Satin Satinada Satinato


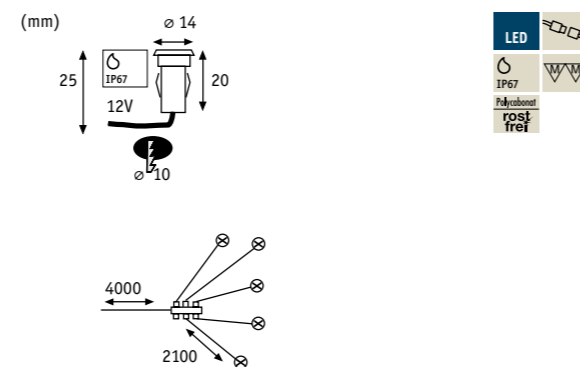
incl. 5x0,16 W
6500 Kincl. 6 VA
EAN 4000870 988916
988.91**Special Line MicroPen IP67 Basic**

Stainless steel INOX Acciaio legato

- ▶ Basic set can be extended using the auxiliary set by up to 25 light points 4x 937.59
- ▶ El juego básico puede ampliarse con el juego complementario hasta a 25 puntos de luz 4x 937.59
- ▶ Set di base ampliabile fino a 25 punti luce mediante set aggiuntivo 4x 937.59
- ▶ Easy mounting using plug-in connections
- ▶ Fácil montaje mediante conector insertable
- ▶ Montaggio semplicissimo con connessione a innesto
- ▶ installation in materials from 5 to 35 mm
- ▶ montaje en materiales de 5 a 35 mm



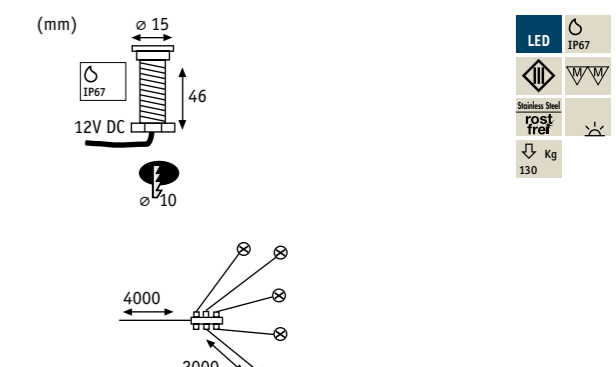
Stainless steel INOX Acciaio legato

incl. 5x0,16 W
3000 K
∠ 30°, 5x1,4 cd
incl. 6 VA
EAN 4000870 937549
937.54**Special Line Micro IP67 Extra**

Polycarbonate Policarbonato Policarbonato



Satin Satinada Satinato

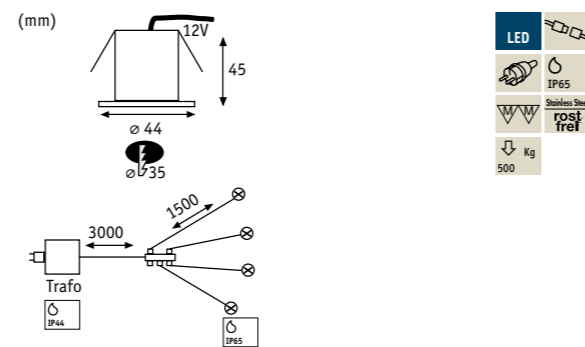
incl. 5x0,16 W
6500 KEAN 4000870 988923
988.92**Special Line MicroPen IP67 Extra**

Stainless steel INOX Acciaio legato



Satin/Chrome Satinada/Cromo Satinato/Cromo

incl. 5x0,16 W
3000 K
∠ 30°, 5x1,4 cdEAN 4000870 937594
937.59 new

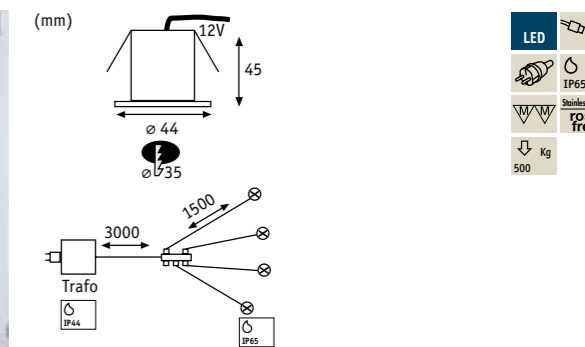
**Special Line Mini Basic**

Stainless steel INOX Acciaio legato

- ▶ Basic set can be extended using the auxiliary set by up to 12 light points
- ▶ El juego básico puede ampliarse con el juego complementario hasta a 12 puntos de luz
- ▶ Set di base ampliabile fino a 12 punti luce mediante set aggiuntivo
- ▶ Easy assembly using IP-protected screw connections
- ▶ Facilísimo de montar por conexiones de rosca con grado de protección IP
- ▶ Montaggio semplice mediante collegamenti a vite con protezione IP



Stainless steel INOX Acciaio legato

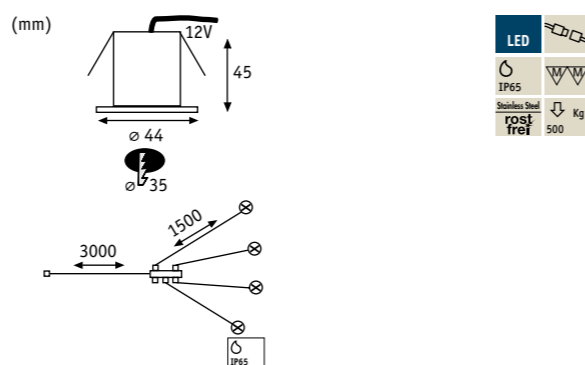
incl. 4x0,6 W
7000 Kincl. 10,5 VA
EAN 4000870 988688
988.68**Special Line Mini Basic**

Stainless steel INOX Acciaio legato

- ▶ Basic set can be extended using the auxiliary set by up to 12 light points
- ▶ El juego básico puede ampliarse con el juego complementario hasta a 12 puntos de luz
- ▶ Set di base ampliabile fino a 12 punti luce mediante set aggiuntivo
- ▶ Easy assembly using IP-protected screw connections
- ▶ Facilísimo de montar por conexiones de rosca con grado de protección IP
- ▶ Montaggio semplice mediante collegamenti a vite con protezione IP



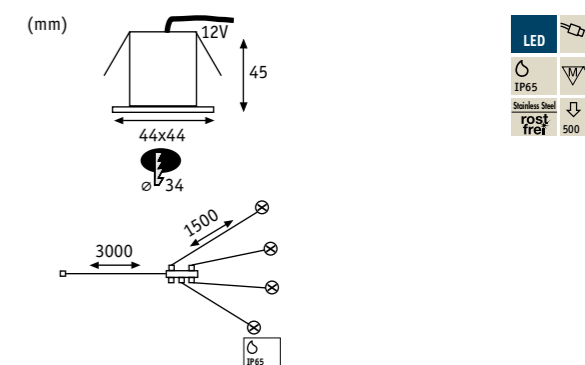
Stainless steel INOX Acciaio legato

incl. 4x0,6 W
7000 Kincl. 10,5 VA
EAN 4000870 988701
988.70**Special Line Mini Extra**

Stainless steel INOX Acciaio legato



Stainless steel INOX Acciaio legato

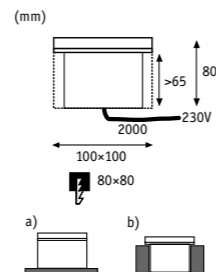
incl. 4x0,6 W
7000 KEAN 4000870 988695
988.69**Special Line Mini Extra**

Stainless steel INOX Acciaio legato



Stainless steel INOX Acciaio legato

incl. 4x0,6 W
7000 KEAN 4000870 988718
988.71



LED IP65
ALU rosi frei
500 Kg

Special Line Wall/Floor LED

Aluminium Zinc Aluminio-zinc Zinco-Alluminio

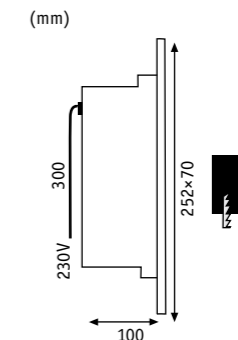
- ▶ Recessed and surface mounting
- ▶ Para empotrado o montaje sobre muebles
- ▶ Possibilità di incasso e montaggio



Titanium Titan Titanio

incl. 1x1 W
8000 K
8 cd

EAN 4000870 994887
994.88



E27
880.15

IP44
Stainless Steel rosi frei

Special Line Floor

Stainless steel/Alu INOX/Aluminio Acciaio legato/Alluminio

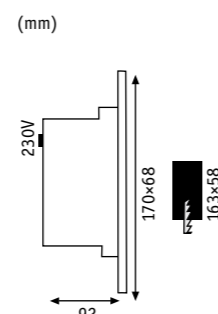
- ▶ Suitable for energy-saving lamps or LED
- ▶ Ideal para luminarias de bajo consumo y LEDs
- ▶ E' ideale per lampadine a risparmio energetico e LED
- ▶ Operates directly with 230V
- ▶ Funciona directamente con 230V
- ▶ Funzionamento diretto a 230V



Stainless steel INOX Acciaio legato

max. 11 W

EAN 4000870 937471
937.47



LED IP65
Stainless Steel rosi frei

Special Line Wall LED

Stainless steel INOX Acciaio legato

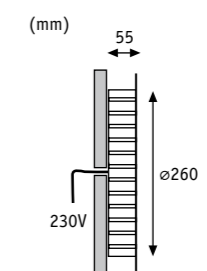
- ▶ Operates directly with 230 V
- ▶ Funciona directamente con 230 V
- ▶ Funzionamento diretto a 230 V



Stainless steel INOX Acciaio legato

incl. 1x1,2 W
6500 K

EAN 4000870 998168
998.16



incl. 12345
67890
abcdef

LED IP44
Stainless Steel rosi frei

Special Line House Number Sun

Stainless steel/Polycarbonate INOX/Polycarbonato Acciaio legato/Polycarbonato

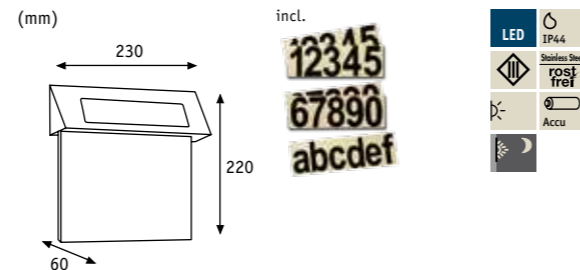
- ▶ Operates directly with 230 V
- ▶ Funciona directamente con 230 V
- ▶ Funzionamento diretto a 230 V



Stainless steel/White INOX/Blanco Acciaio legato/Bianco

incl. 1x5,6 W
160 lm, 2700 K

EAN 4000870 937693
937.69 new



Special Line Solar House Number Stainless steel/Acryl INOX/Acrylic Acciaio legato/Acrylic

- ▶ 6-8 hour charge time with sun alignment, provides 3 to 5 hours of light
- ▶ Tiempo de carga en orientación al sol, 6-8 horas, duración luz, 3-5 horas
- ▶ Tempo di carica alla luce solare: 6-8 ore, durata di illuminazione: 3-5 ore



Stainless steel/White INOX/Blanco Acciaio legato/Bianco

incl. 1x0,2 W
3000 K

EAN 4000870 937655
937.65 new



Special Line Flame Alu Aluminium Alluminio

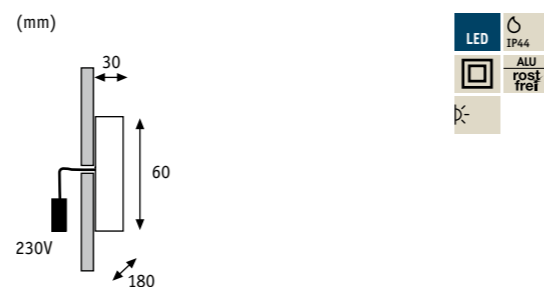

- ▶ Operates directly with 230 V
- ▶ Funciona directamente con 230 V
- ▶ Funzionamento diretto a 230 V



Alu Aluminium Alluminio

incl. 1x35 W
172 lm, 2900 K
∠ 30°, 700 cd

EAN 4000870 937709
937.70 new



Special Line LED Trendy Aluminium Zinc Aluminium-zinc Zinco-Alluminio

- ▶ Operates directly with 230 V
- ▶ Funciona directamente con 230 V
- ▶ Funzionamento diretto a 230 V



Brushed alu/Chrome Aluminium mateado/Cromo Alluminio spazzolato/Cromo

incl. 1x3 W
100 lm, 2700 K
∠ 120°

incl. 3 VA
EAN 4000870 937631
937.63 new



Special Line Flame Alu Aluminium Alluminio

- ▶ Operates directly with 230 V
- ▶ Funciona directamente con 230 V
- ▶ Funzionamento diretto a 230 V

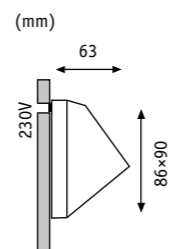


Alu Aluminium Alluminio

incl. 2x35 W
2x172 lm, 2900 K
∠ 30°, 700 cd

EAN 4000870 937716
937.71 new





Special Line Wall LED

Alu Aluminio Alluminio

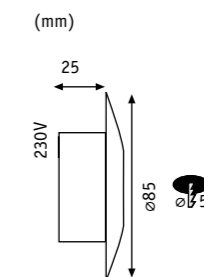
- ▶ Operates directly with 230 V
- ▶ Funciona directamente con 230 V
- ▶ Funzionamento diretto a 230 V



Titanium Titan Titanio

incl. 1x1,5 W
6500 K

EAN 4000870 998175
998.17



Special Line IP65 Downlight

Metal/Plastic Metal/Plástico Metallo/Plastica

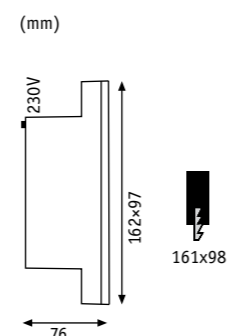
- ▶ Assembly possible directly in 60 mm recessed sockets
- ▶ Es posible montarlo directamente en cajas de enchufe de 60 mm
- ▶ Possibilità di montaggio diretto in scatole da incasso da 60 mm
- ▶ Operates directly with 230 V
- ▶ Funciona directamente con 230 V
- ▶ Funzionamento diretto a 230 V



Nickel satinised/Opal Níquel satinado/Opal Nichel satinatoq/Opale

incl. 1x0,25 W
8,6 lm, 5000 K
∠ 120°

EAN 4000870 989883
989.88



Special Line Wall LED

Alu Aluminio Alluminio

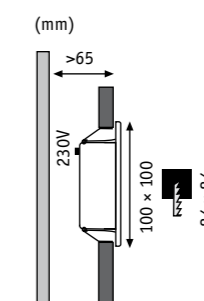
- ▶ Operates directly with 230 V
- ▶ Funciona directamente con 230 V
- ▶ Funzionamento diretto a 230 V
- ▶ Incl. recessed socket
- ▶ Caja de enchufe incluida
- ▶ incl. scatola da incasso



Titanium Titan Titanio

incl. 1x2,4 W
6500 K

EAN 4000870 998182
998.18



Special Line LED Window 1

Metal Metal Metallo

Special Line LED Window 2

Metal Metal Metallo

- ▶ Integrated transformer allows for direct connection to the existing house wiring (230 V).
- ▶ Mediante su equipo de alimentación integrado se puede conectar directamente a la instalación eléctrica (230V).
- ▶ Collegabile direttamente al cablaggio domestico presente (230 V)
- ▶ mediante il dispositivo di alimentazione integrato.



Alu matt Aluminio mate Alluminio opaco

incl. 1x2 W
6500 K
∠ 160°, 1,5 cd

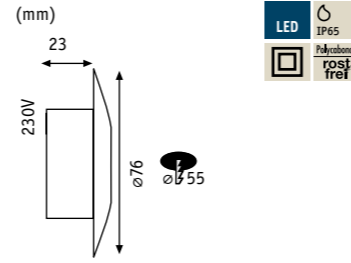
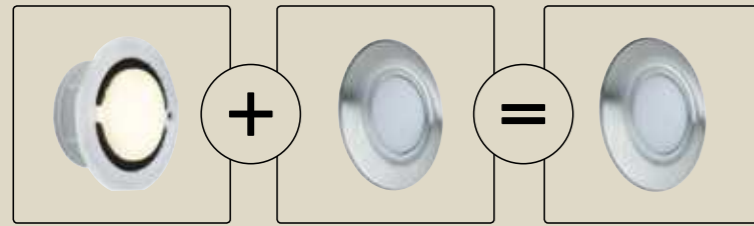
EAN 4000870 994979
994.97



incl. 1x2 W
6500 K
∠ 160°, 1,5 cd

EAN 4000870 994986
994.98

Combine your own personal lighting system
 Combine usted mismo su sistema de luz personal
 Scegliete voi stessi le combinazioni per il vostro sistema d'illuminazione personalizzato



Special Line IP65 Downlight Basic Polycarbonate Policarbonato Policarbonato

- ▶ Assembly possible directly in 60 mm recessed sockets;
- ▶ Toolless mounting of stainless-steel decor by Velcro strip
- ▶ is augmented by stainless steel cover
- ▶ Es posible montarlo directamente en cajas de montaje empotrables de 60 mm;
- ▶ se complementa con embellecedor de acero de ley
- ▶ Possibilità di montaggio diretto in scatole da incasso da 60 mm;
- ▶ rifinito con copertura in acciaio inox

Opal Opal Opale
 incl. 1x1,4 W
 3000 K
 EAN 4000870 937402
937.40

incl. 1x1,4 W
 4000 K
 EAN 4000870 937419
937.41



Special Line Cover round Stainless steel INOX Acciaio legato

- ▶ Stainless steel cover for special recessed luminaires 937.40 and 937.41
- ▶ Embellecedor de acero de ley para Special EBL 937.40 y 937.41
- ▶ Copertura in acciaio inox per faretto da incasso Special 937.40 e 937.41

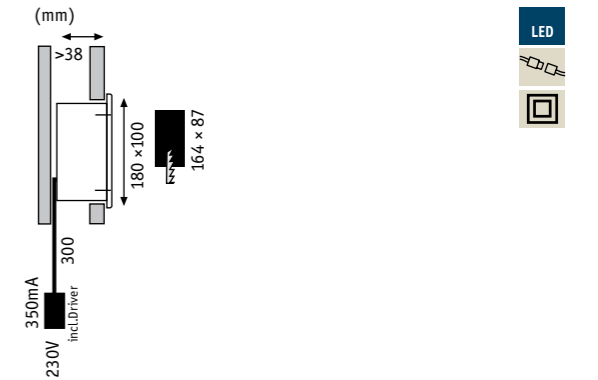
Special Line Cover round EAN 4000870 937426 **937.42**

Special Line Cover Cap round EAN 4000870 937433 **937.43**

Special Line Cover square EAN 4000870 937440 **937.44**

Special Line Cover Cap square EAN 4000870 937457 **937.45**

Trafo/Power Supply = 382-391
 Accessories = 376-381

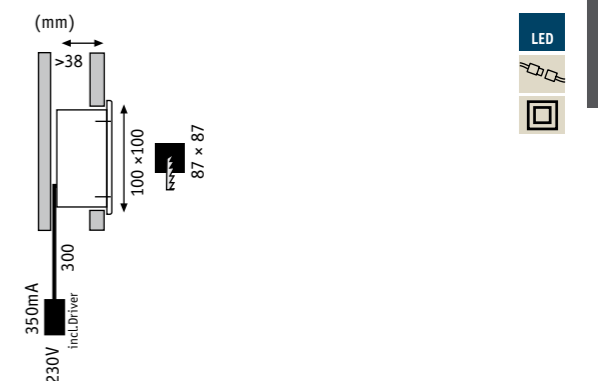


Special Line Wall LED Cross Alu Aluminium Alluminio

- ▶ is delivered incl. installation frame
- ▶ Se suministra con bastidor empotrable incluido
- ▶ fornito con cornice da incasso inclusa



Brushed alu Aluminium mateado Alluminio spazzolato
 incl. 1x4 W
 50 lm, 3000 K
 incl. 6 VA
 EAN 4000870 937525
937.52



Special Line Wall LED Quadro Alu Aluminium Alluminio

- ▶ is delivered incl. installation frame
- ▶ Se suministra con bastidor empotrable incluido
- ▶ fornito con cornice da incasso inclusa



Brushed alu Aluminium mateado Alluminio spazzolato
 incl. 1x2 W
 50 lm, 3000 K
 incl. 3 VA
 EAN 4000870 937532
937.53

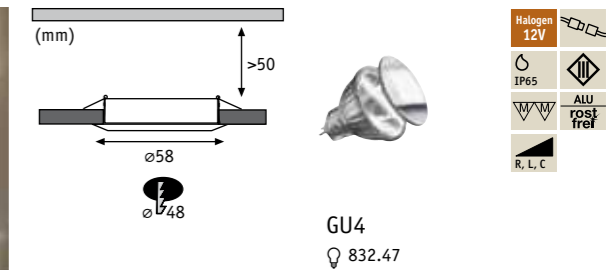
Trafo/Power Supply = 382-391
 Accessories = 376-381



Premium Line

For rigorous requirements Para exigencias elevadas Per esigenze particolari

Application areas: Outdoors, bathroom, kitchen, living room	Ámbitos de aplicación: Exteriores, baño, cocina, salón	Impiego: Spazi esterni, bagno, cucina, soggiorno
► High-quality, non-corrosive materials	► Materiales inoxidables de alta calidad	► Materiali inossidabili di alta qualità
► Incl. miniature transformer, fits into any ceiling	► Transformador pequeño incluido, encuentra sitio en cualquier techo	► incluso minitrasformatore, trova posto in tutti i soffitti
► Easy bulb change thanks to Easy-Click	► Cambio fácil del medio luminoso con mecanismo de Easy Click	► Facile sostituzione del corpo illuminante con Easy Click



Premium Line IP65

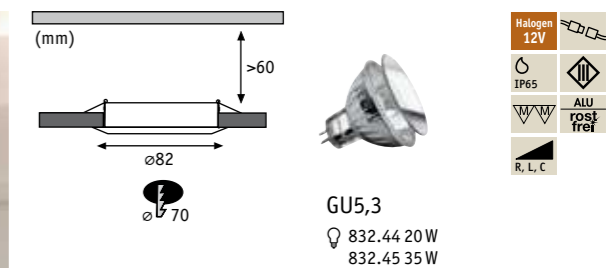
Alu Aluminio Alluminio

- Protected from spray water and water jets (IP65)
- Protección contra chorros de agua y agua proyectada (IP65)
- Protezione da spruzzi e getti d'acqua (IP65)



Brushed alu Aluminio mateado Alluminio spazzolato

max. 1x20 W **incl. 3x20 W**
 3x205 lm, 2900 K
 ∠ 30°, 470 cd
 incl. 70 VA
 EAN 4000870 998090 EAN 4000870 998083
998.09 **998.08**



Premium Line IP65

Alu Aluminio Alluminio


- Protected from spray water and water jets (IP65)
- Protección contra chorros de agua y agua proyectada (IP65)
- Protezione da spruzzi e getti d'acqua (IP65)



Brushed alu Aluminio mateado Alluminio spazzolato

max. 1x35 W **incl. 3x35 W**
 3x430 lm, 2900 K
 ∠ 38°, 1100 cd
 incl. 105 VA
 EAN 4000870 993941 EAN 4000870 998076
993.94 **998.07**

Trafo/Power Supply = 382-391
 Accessories = 376-381



Premium Line LED IP65 Aluminium Zinc Aluminio-zinc Zinco-Alluminio


- ▶ Protected from spray water and water jets (IP65)
- ▶ Glare-free due to recessed lamp
- ▶ Protección contra chorros de agua y agua proyectada (IP65)
- ▶ No deslumbra gracias a la luminaria dispuesta más atrás
- ▶ Protezione da spruzzi e getti d'acqua (IP65)
- ▶ Anabbagliante grazie a lampadina in posizione arretrata

White Blanco Bianco

incl. 3x4 W
 3x140 lm, 3000 K
 25°, 640 cd
 incl. 15 VA
 EAN 4000870 994603
994.60

Brushed iron Acero Mate Ferro spazzolato


incl. 3x4 W
 3x140 lm, 3000 K
 25°, 640 cd
 incl. 15 VA
 EAN 4000870 994610
994.61



Premium Line Pearly Alu Aluminio Alluminio

Matt white Blanco mate Bianco opaco

incl. 1x7,5 W
 420 lm, 2700 K
 25°, 1996 cd
 EAN 4000870 925843
925.84 new

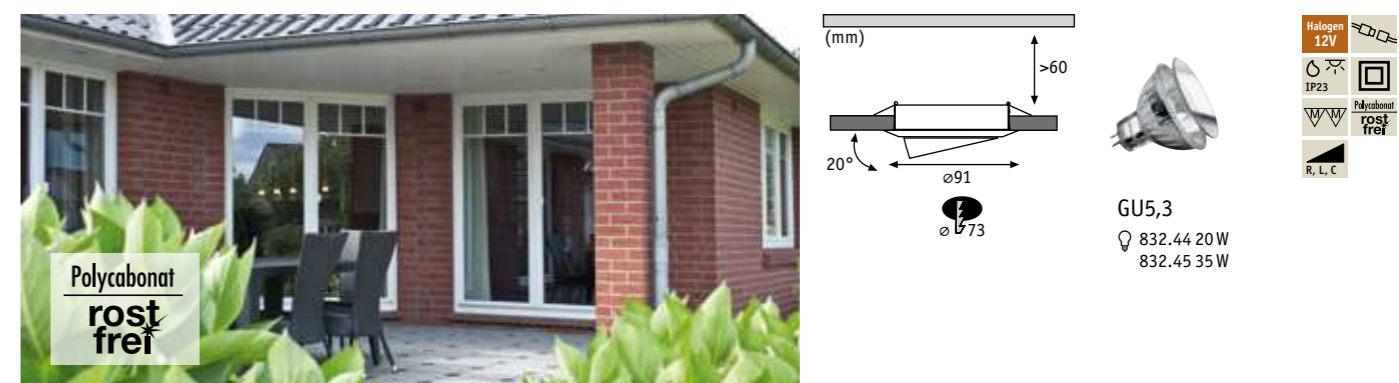


Premium Line IP65 Deco Glass/Stainless steel Cristal/INOX Vetro/Acciaio legato

- ▶ Protected from spray water and water jets (IP65)
- ▶ Protección contra chorros de agua y agua proyectada (IP65)
- ▶ Protezione da spruzzi e getti d'acqua (IP65)

Satin/Chrome Satinada/Cromo Satinato/Cromo

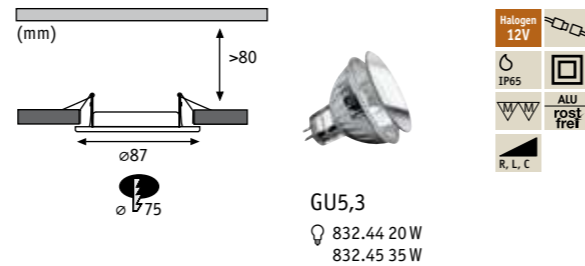
incl. 3x35 W
 3x430 lm, 2900 K
 38°, 1100 cd
 incl. 105 VA
 EAN 4000870 925362
925.36 new



Premium Line Weatherproof Polycarbonate Policarbonato Policarbonato

Chrome matt Cromo mate Cromo opaco

incl. 3x35 W
 3x430 lm, 2900 K
 38°, 1100 cd
 incl. 105 VA
 EAN 4000870 980910
980.91



Premium Line IP65 Aluminium Zinc Aluminio-zinc Zinco-Alluminio

- ▶ Protected from spray water and water jets (IP65)
- ▶ Glare-free due to recessed lamp
- ▶ Protección contra chorros de agua y agua proyectada (IP65)
- ▶ No deslumbra gracias a la luminaria dispuesta más atrás
- ▶ Protezione da spruzzi e getti d'acqua (IP65)
- ▶ Anabbagliante grazie a lampadina in posizione arretrata



White Blanco Bianco

max. 1×35 W	incl. 2×35 W	incl. 3×35 W
EAN 4000870 993330 993.33	2×430 lm, 2900 K ∠ 38°, 1100 cd incl. 70 VA EAN 4000870 994504 994.50	3×430 lm, 2900 K ∠ 38°, 1100 cd incl. 105 VA EAN 4000870 993453 993.45



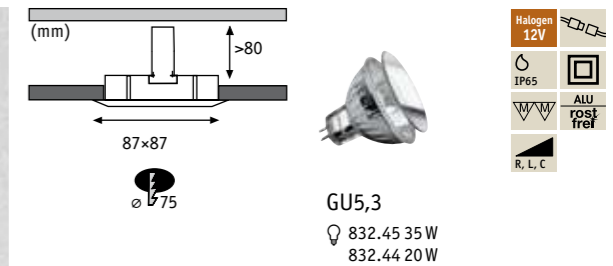
Brushed iron Acero Mate Ferro spazzolato

max. 1×35 W	incl. 3×35 W
EAN 4000870 993439 993.43	3×430 lm, 2900 K ∠ 38°, 1100 cd incl. 105 VA EAN 4000870 993484 993.48



Chrome Cromo Cromo

max. 1×35 W	incl. 3×35 W
EAN 4000870 993422 993.42	3×430 lm, 2900 K ∠ 38°, 1100 cd incl. 105 VA EAN 4000870 993477 993.47



Premium Line IP65 Quadro Aluminium Zinc Aluminio-zinc Zinco-Alluminio

- ▶ Protected from spray water and water jets (IP65)
- ▶ Glare-free due to recessed lamp
- ▶ Protección contra chorros de agua y agua proyectada (IP65)
- ▶ No deslumbra gracias a la luminaria dispuesta más atrás
- ▶ Protezione da spruzzi e getti d'acqua (IP65)
- ▶ Anabbagliante grazie a lampadina in posizione arretrata



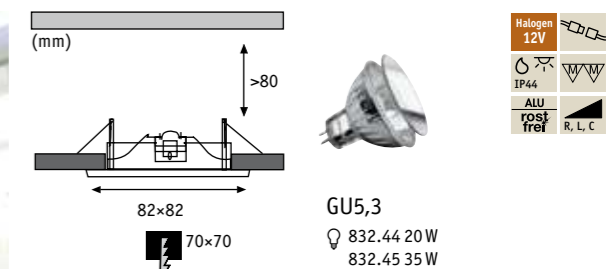
White Blanco Bianco

max. 1×35 W	incl. 1×35 W	incl. 3×35 W
EAN 4000870 937280 937.28	430 lm, 2900 K ∠ 38°, 1100 cd incl. 70 VA EAN 4000870 925287 925.28	3×430 lm, 2900 K ∠ 38°, 1100 cd incl. 105 VA EAN 4000870 937297 937.29



Brushed iron Acero Mate Ferro spazzolato

max. 1×35 W	incl. 3×35 W
EAN 4000870 937266 937.26	3×430 lm, 2900 K ∠ 38°, 1100 cd incl. 105 VA EAN 4000870 937273 937.27




Premium Line Quadro Aluminium Zinc Aluminio-zinc Zinco-Alluminio




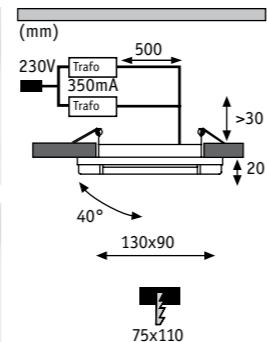
Titanium Titan Titanio

incl. 4×35 W
4×430 lm, 2900 K ∠ 38°, 1100 cd incl. 150 VA EAN 4000870 995792 995.79



925.14


925.14 + 925.15



Premium Line Linear LED

Alu Aluminio Alluminio

- ▶ This innovative LED recessed luminaire allows your living spaces to be perfectly lit
- ▶ Con estas innovadoras lámparas empotrables de LEDs podrá Ud. ambientar sus habitaciones a la perfección
- ▶ Luci da incasso a LED innovative per una perfetta illuminazione degli spazi abitativi
- ▶ With the optional surface-mounted ring, the luminaire can do without installation depth.
- ▶ Gracias al anillo de fijación opcional, la lámpara no necesita profundidad de empotrado.
- ▶ Con l'anello di montaggio opzionale non è richiesta alcuna profondità di incasso per la lampada.



Chrome matt Cromo mate Cromo opaco

incl. 1x6 W
380 lm, 3000 K
435 cd
incl. 6 VA
EAN 4000870 925140
925.14


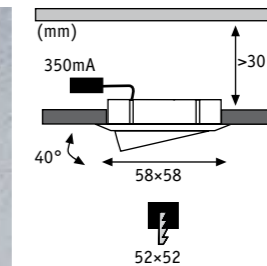
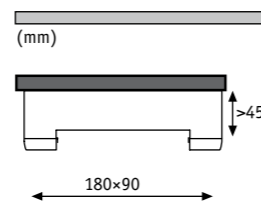
Premium Line Linear LED

Alu Aluminio Alluminio



Chrome matt Cromo mate Cromo opaco

EAN 4000870 925157
925.15



Premium Line Cardano LED

Alu Aluminio Alluminio



Chrome matt Cromo mate Cromo opaco

incl. 1x 1 W	incl. 3x 1 W
3000 K	3000 K
36°	36°
EAN 4000870 994702	EAN 4000870 994658
994.70	994.65


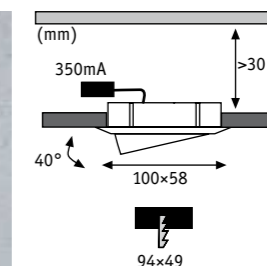
Premium Line Cardano LED

Alu Aluminio Alluminio



Chrome matt Cromo mate Cromo opaco

incl. 1x (3x1 W)	incl. 3x (3x1 W)
3000 K	3000 K
36°	36°
EAN 4000870 994559	EAN 4000870 994573
994.55	994.57





Premium Line Cardano

Metal Metal Metallo

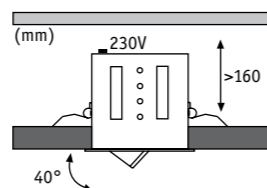


Titanium Titan Titanio

incl. 1x11 W
2700 K
∠ 100°, 90 cd

EAN 4000870 989869
989.86

□ = 10x9,5cm



GU10
892.38



Titanium Titan Titanio

incl. 2x11 W
2700 K
∠ 100°, 90 cd

EAN 4000870 989876
989.87

□ = 19,5x9,5cm

Premium Line Cardano

Metal Metal Metallo

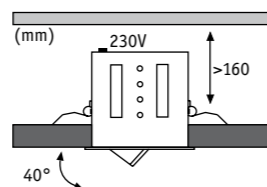


Titanium Titan Titanio

incl. 1x50 W
292 lm, 2900 K
∠ 30°, 800 cd

EAN 4000870 753019
753.01

□ = 10x9,5cm



GU10
836.35



Titanium Titan Titanio

incl. 2x50 W
2x292 lm, 2900 K
∠ 30°, 800 cd

EAN 4000870 753026
753.02

□ = 19,5x9,5cm



Titanium Titan Titanio

incl. 3x50 W
3x292 lm, 2900 K
∠ 30°, 800 cd

EAN 4000870 753033
753.03

□ = 28,8x9,5cm

Trafo/Power Supply □ = 382-391
Accessories □ = 376-381



Premium Line Hexa

Aluminium Zinc Aluminio-zinc Zinco-Alluminio



Brushed iron Acero Mate Ferro spazzolato

max. 1x35 W

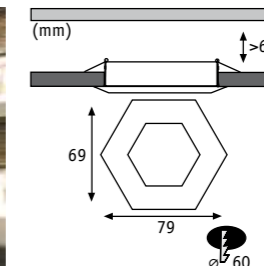
EAN 4000870 057544
5754

incl. 4x35 W

4x384 lm, 2900 K
∠ 60°, 855 cd
incl. 150 VA
EAN 4000870 995679
995.67

incl. 6x35 W

6x384 lm, 2900 K
∠ 60°, 855 cd
incl. 2x105 VA
EAN 4000870 995594
995.59



GU5,3
832.23 20W
832.25 35W



Chrome Cromo Cromo

max. 1x35 W

EAN 4000870 057537
5753


incl. 4x35 W

4x384 lm, 2900 K
∠ 60°, 855 cd
incl. 150 VA
EAN 4000870 995686
995.68

incl. 6x35 W

6x384 lm, 2900 K
∠ 60°, 855 cd
incl. 2x105 VA
EAN 4000870 995563
995.56

Trafo/Power Supply □ = 382-391
Accessories □ = 376-381



Premium Line Quadro Aluminium Zinc Aluminio-zinc Zinco-Alluminio



White Blanco Bianco

max. 1x35 W **incl. 4x35 W**
 4x324 lm, 2900 K
 ∠ 60°, 310 cd
 incl. 150 VA
 EAN 4000870 057001
5700



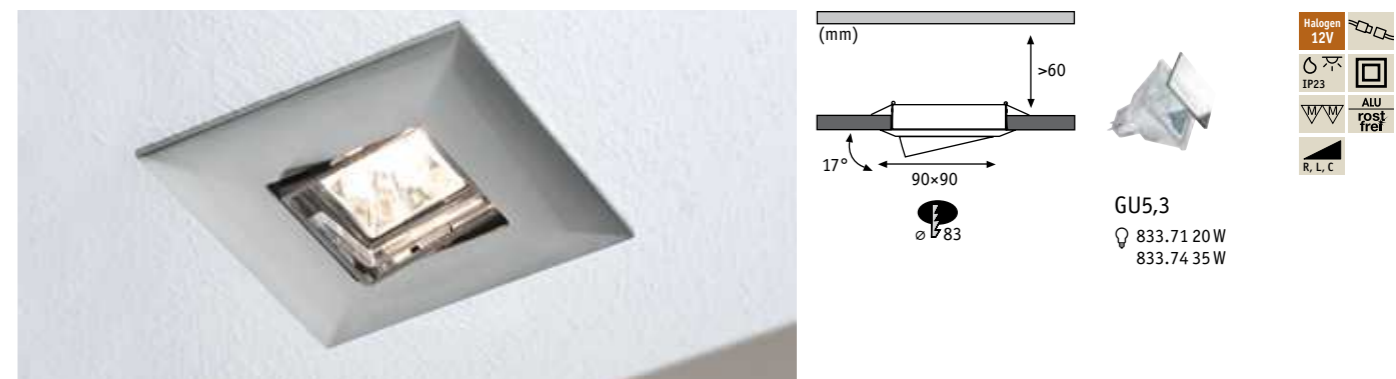
Brushed iron Acero Mate Ferro spazzolato

max. 1x35 W **incl. 4x35 W** **incl. 6x35 W**
 4x324 lm, 2900 K 6x324 lm, 2900 K
 ∠ 60°, 310 cd ∠ 60°, 310 cd
 incl. 150 VA incl. 2x105 VA
 EAN 4000870 057049 EAN 4000870 995723 EAN 4000870 995099
5704 **995.72** **995.09**



Chrome Cromo Cromo

max. 1x35 W **incl. 4x35 W** **incl. 6x35 W**
 4x324 lm, 2900 K 6x324 lm, 2900 K
 ∠ 60°, 310 cd ∠ 60°, 310 cd
 incl. 150 VA incl. 2x105 VA
 EAN 4000870 057032 EAN 4000870 995730 EAN 4000870 995068
5703 **995.73** **995.06**



Premium Line Quadro Aluminium Zinc Aluminio-zinc Zinco-Alluminio



White Blanco Bianco

max. 1x35 W **incl. 6x35 W**
 6x324 lm, 2900 K
 ∠ 60°, 310 cd
 incl. 2x105 VA
 EAN 4000870 057056 EAN 4000870 995181
5705 **995.18**




Brushed iron Acero Mate Ferro spazzolato

max. 1x35 W **incl. 6x35 W**
 6x324 lm, 2900 K
 ∠ 60°, 310 cd
 incl. 2x105 VA
 EAN 4000870 057094 EAN 4000870 995242
5709 **995.24**



Chrome Cromo Cromo


max. 1x35 W **incl. 6x35 W**
 6x324 lm, 2900 K
 ∠ 60°, 310 cd
 incl. 2x105 VA
 EAN 4000870 057087 EAN 4000870 995211
5708 **995.21**



Premium Line Panel Alu/Plastic Aluminio/Plástico Alluminio/Plastica


- ▶ Multichip LED for optimal light distribution
- ▶ LED Multichip para una distribución óptima de la luz
- ▶ LED multichip per la distribuzione ottimale della luce


	↳ Matt white/Satin Blanco mate/Satinada Bianco opaco/Satinato
incl. 1x8 W 500 lm, 2700 K	incl. 1x15 W 960 lm, 2700 K
incl. 8 VA EAN 4000870 926123 926.12 new	incl. 15 VA EAN 4000870 926154 926.15 new
incl. 1x8 W 550 lm, 6500 K	
incl. 8 VA EAN 4000870 926130 926.13 new	



Premium Line Panel IP44 Alu/Plastic Aluminio/Plástico Alluminio/Plastica

- ▶ Operates directly with 230 V
- ▶ Funciona directamente con 230 V
- ▶ Funzionamento diretto a 230 V
- ▶ Multichip LED for optimal light distribution
- ▶ LED Multichip para una distribución óptima de la luz
- ▶ LED multichip per la distribuzione ottimale della luce


	↳ Brushed alu/Satin Aluminio mateado/Satinada Alluminio spazzolato/Satinato
incl. 1x11 W 800 lm, 2700 K	
EAN 4000870 926093 926.09 new	



Premium Line Panel Alu/Plastic Aluminio/Plástico Alluminio/Plastica


- ▶ Multichip LED for optimal light distribution
- ▶ LED Multichip para una distribución óptima de la luz
- ▶ LED multichip per la distribuzione ottimale della luce

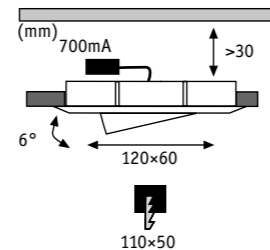
	↳ Brushed alu/Satin Aluminio mateado/Satinada Alluminio spazzolato/Satinato
incl. 1x8 W 500 lm, 2700 K	incl. 1x15 W 960 lm, 2700 K
incl. 8 VA EAN 4000870 926109 926.10 new	incl. 15 VA EAN 4000870 926147 926.14 new
incl. 1x8 W 550 lm, 6500 K	
incl. 8 VA EAN 4000870 926116 926.11 new	



Premium Line Areal Alu Aluminio Alluminio

- ▶ Operates directly with 230 V
- ▶ Funciona directamente con 230 V
- ▶ Funzionamento diretto a 230 V
- ▶ Multichip LED for optimal light distribution
- ▶ LED Multichip para una distribución óptima de la luz
- ▶ LED multichip per la distribuzione ottimale della luce

	↳ Chrome matt Cromo mate Cromo opaco
incl. 3x2 W 3x70 lm, 3000 K	
EAN 4000870 937587 937.58	



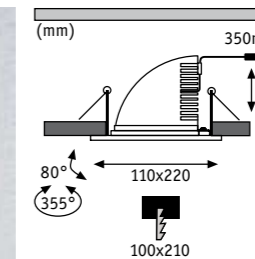
Premium Line LED Drilled Alu Duo

Alu Aluminio Alluminio



Brushed alu Aluminio mateado Alluminio spazzolato

incl. 1x (2x3 W)
3000 K
8°, 2x2500 cd
incl. 9 VA
EAN 4000870 925379
925.37



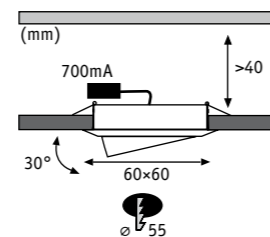
Premium Line Xara

Alu Aluminiminio Color alluminio



Brushed alu Aluminio mateado Alluminio spazzolato

incl. 1x (2x5 W)
3000 K
28°, 2x610 cd
incl. 12 VA
EAN 4000870 925461
925.46



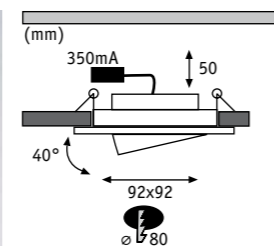
Premium Line Drilled Alu

Alu Aluminio Alluminio



Brushed alu Aluminio mateado Alluminio spazzolato

incl. 3x3 W
3000 K
30°, 354 cd
incl. 9 VA
EAN 4000870 925249
925.24



Premium Line LED Aria square

Alu Aluminio Alluminio



Brushed alu/Chrome matt Aluminio mateado/Cromo mate Alluminio spazzolato/Cromo opaco

incl. 1x3 W

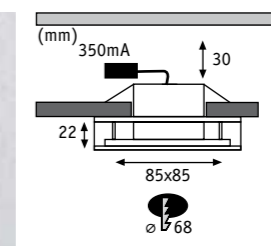
3000 K
 30° 720 cd

EAN 4000870 925317
925.31

incl. 3x3 W

3000 K
 30° 720 cd
 incl. 9 VA

EAN 4000870 925324
925.32



Premium Line Liro LED square

Alu/Acryl Aluminio/Acrylic Alluminio/Acrylic



Brushed alu/Clear Aluminio mateado/Claro Alluminio spazzolato/Chiaro

incl. 1x3 W

3000 K
 45° 350 cd

EAN 4000870 925386
925.38

incl. 1x3 W

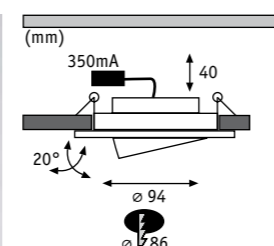
3000 K
 45° 350 cd
 incl. 3 VA

EAN 4000870 926017
926.01 new

incl. 3x3 W

3000 K
 45° 350 cd
 incl. 9 VA

EAN 4000870 925393
925.39



Premium Line LED Aria round

Alu Aluminio Alluminio



Brushed alu Aluminio mateado Alluminio spazzolato

incl. 1x3 W

3000 K
 30° 720 cd

EAN 4000870 925294
925.29

incl. 1x3 W

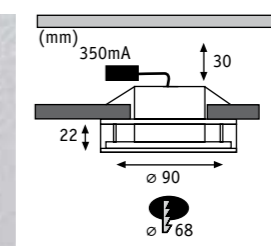
3000 K
 30° 720 cd
 incl. 3 VA

EAN 4000870 925997
925.99 new

incl. 3x3 W

3000 K
 30° 720 cd
 incl. 9 VA

EAN 4000870 925300
925.30



Premium Line Liro LED round

Alu/Acryl Aluminio/Acrylic Alluminio/Acrylic



Brushed alu/Clear Aluminio mateado/Claro Alluminio spazzolato/Chiaro

incl. 1x3 W

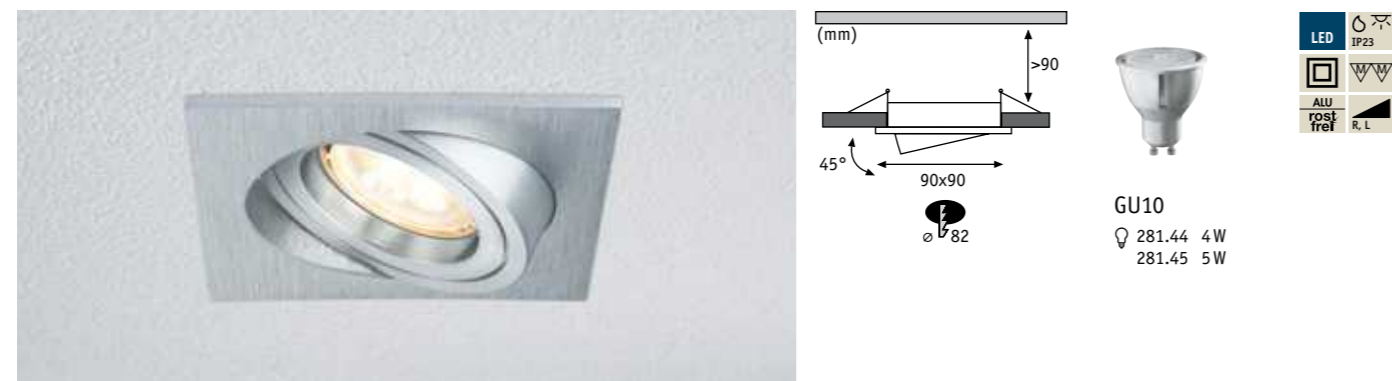
3000 K
 45° 320 cd

EAN 4000870 925409
925.40

incl. 3x3 W

3000 K
 45° 320 cd
 incl. 9 VA

EAN 4000870 925416
925.41



Premium Line Drilled Alu Alu Aluminium Alluminio

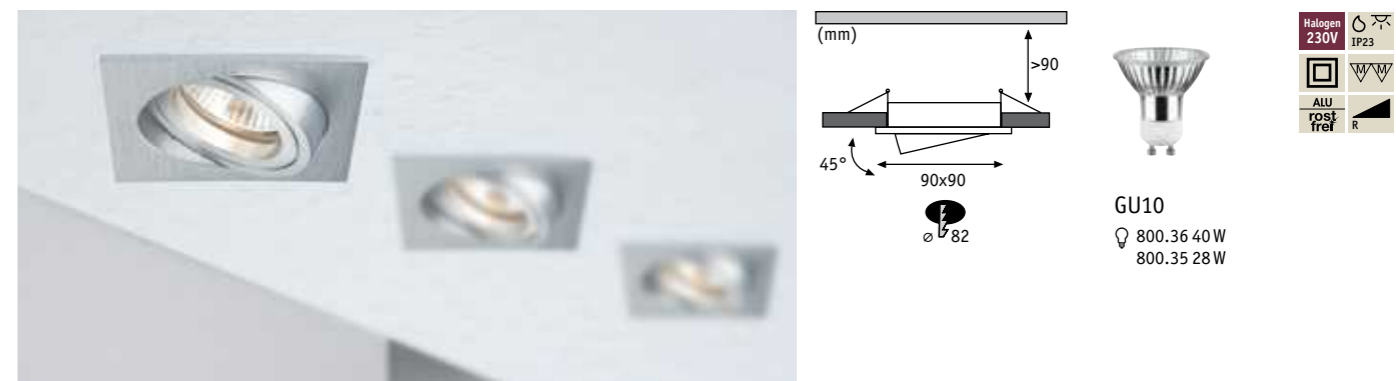
- ▶ Easy bulb exchange without snap ring
- ▶ Cambio sencillo de luminaria sin circlip
- ▶ Sostituzione della lampadina semplice senza anello di sicurezza

Brushed alu Aluminium mateado Alluminio spazzolato



incl. 3x4 W
3x130 lm, 3000 K
∠ 25°, 700 cd

EAN 4000870 926192
926.19 new



Premium Line Drilled Alu Alu Aluminium Alluminio

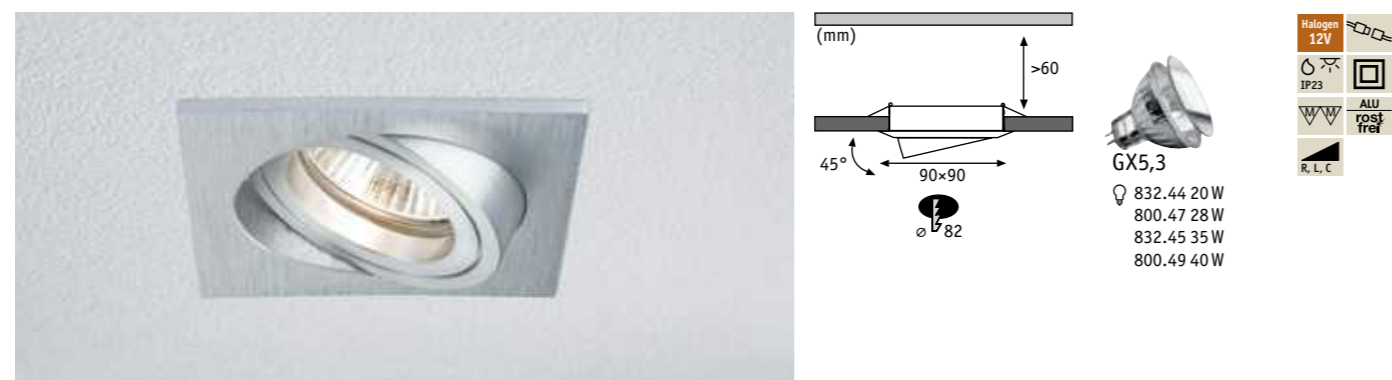
- ▶ Easy bulb exchange without snap ring
- ▶ Cambio sencillo de luminaria sin circlip
- ▶ Sostituzione della lampadina semplice senza anello di sicurezza

Brushed alu Aluminium mateado Alluminio spazzolato



max. 1x40 W **incl. 3x40 W**
3x375 lm, 2900 K
∠ 30°, 900 cd

EAN 4000870 926215 EAN 4000870 926222
926.21 new **926.22 new**



Premium Line Drilled Alu Alu Aluminium Alluminio

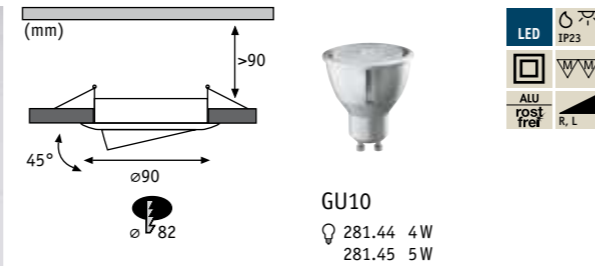
- ▶ Easy bulb exchange without snap ring
- ▶ Cambio sencillo de luminaria sin circlip
- ▶ Sostituzione della lampadina semplice senza anello di sicurezza

Brushed alu Aluminium mateado Alluminio spazzolato



max. 1x40 W	incl. 3x35 W	incl. 6x28 W
	3x430 lm, 2900 K	6x192 lm, 3000 K
	∠ 38°, 1100 cd	∠ 38°, 1097 cd
	incl. 105 VA	incl. 2x105 VA
EAN 4000870 926208	EAN 4000870 925218	EAN 4000870 926321
926.20 new	925.21	926.32 new

- ▶ Easy bulb exchange without snap ring
- ▶ Cambio sencillo de luminaria sin circlip
- ▶ Sostituzione della lampadina semplice senza anello di sicurezza



LED
IP23
ALU
rost
frei
R, L

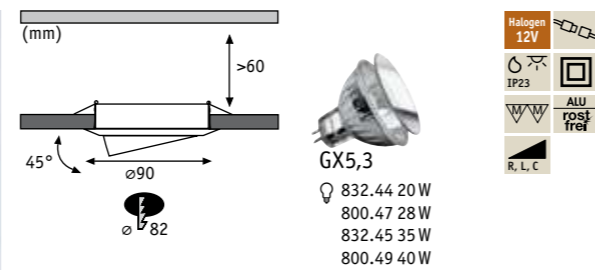
GU10
832.44 4W
832.45 5W

Premium Line Drilled Alu Alu Aluminium Alluminio



Aluminium rotated Aluminium torneado Alluminio tornito

incl. 3x4 W
3x130 lm, 3000 K
25°, 700 cd
EAN 4000870 926239
926.23 new



Halogen
12V
IP23
ALU
rost
frei
R, L, C

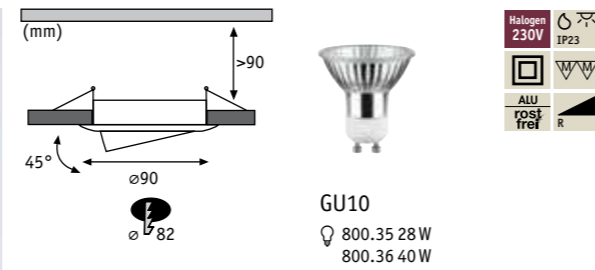
GX5,3
832.44 20W
800.47 28W
832.45 35W
800.49 40W

Premium Line Drilled Alu Alu Aluminium Alluminio



Aluminium rotated Aluminium torneado Alluminio tornito

max. 1x40 W	incl. 3x35 W	incl. 6x28 W
	3x430 lm, 2900 K	6x192 lm, 3000 K
	38°, 1100 cd	38°, 1097 cd
	incl. 105 VA	incl. 2x105 VA
EAN 4000870 926246	EAN 4000870 925225	EAN 4000870 926314
926.24 new	925.22	926.31 new



Halogen
230V
IP23
ALU
rost
frei
R

GU10
800.35 28W
800.36 40W

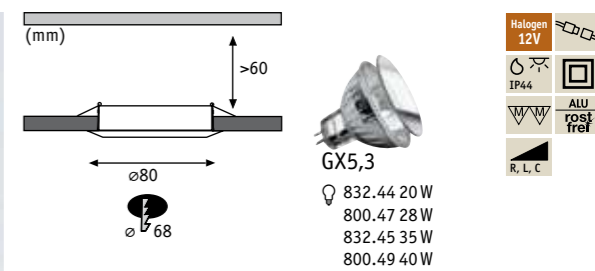
Premium Line Drilled Alu Alu Aluminium Alluminio



Aluminium rotated Aluminium torneado Alluminio tornito

max. 1x40 W **incl. 3x40 W**
3x375 lm, 2900 K
30°, 900 cd
EAN 4000870 926253 EAN 4000870 926260
926.25 new **926.26 new**

Trafo/Power Supply 382-391
Accessories 376-381



Halogen
12V
IP44
ALU
rost
frei
R, L, C

GX5,3
832.44 20W
800.47 28W
832.45 35W
800.49 40W

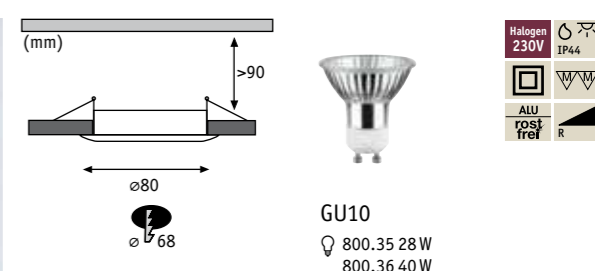
Premium Line Drilled Alu Alu Aluminio Color alluminio

- ▶ Easy bulb exchange without snap ring
- ▶ Cambio sencillo de luminaria sin circlip
- ▶ Sostituzione della lampadina semplice senza anello di sicurezza



Aluminium rotated Aluminium torneado Alluminio tornito

max. 1x40 W **incl. 3x35 W**
3x430 lm, 2900 K
38°, 1100 cd
incl. 105 VA
EAN 4000870 926277 EAN 4000870 925232
926.27 new **925.23**



Halogen
230V
IP44
ALU
rost
frei
R

GU10
800.35 28W
800.36 40W

Premium Line Drilled Alu Alu Aluminium Alluminio

- ▶ Easy bulb exchange without snap ring
- ▶ Cambio sencillo de luminaria sin circlip
- ▶ Sostituzione della lampadina semplice senza anello di sicurezza

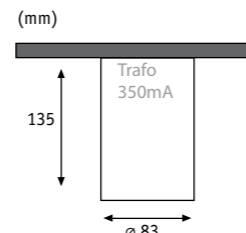


Aluminium rotated Aluminium torneado Alluminio tornito

max. 1x40 W **incl. 3x40 W**
3x375 lm, 2900 K
30°, 900 cd
EAN 4000870 926284 EAN 4000870 926291
926.28 new **926.29 new**

EAN 4000870 926284 EAN 4000870 926291
926.28 new **926.29 new**

Trafo/Power Supply 382-391
Accessories 376-381



Premium Line Barrel

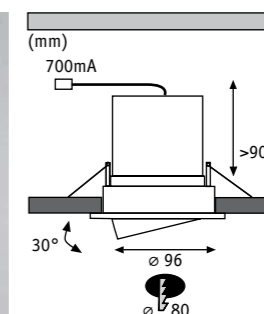
Alu Aluminio Alluminio



Alu Aluminio Alluminio

incl. 1x6 W

3000 K
 25°, 1950 cd
 incl. 9 VA
 EAN 4000870 925478
925.47



Premium Line Cloud

Alu Aluminio Alluminio

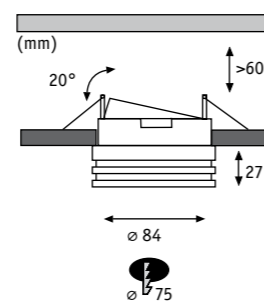


Matt white Blanco mate Bianco opaco

incl. 1x10 W

420 lm, 2700 K
 30°, 1145 cd

EAN 4000870 925812
925.81 **new**



GU5,3
 832.44 20 W
 800.47 28 W
 832.45 35 W

Premium Line Curl

Alu Aluminio Alluminio




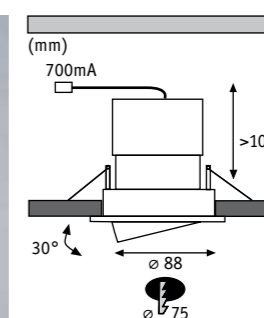
Alu Aluminio Alluminio

max. 35 W

incl. 3x35 W

3x430 lm, 2900 K
 38°, 1100 cd
 incl. 105 VA
 EAN 4000870 925508
925.50

EAN 4000870 925485
925.48



Premium Line Creamy

Alu Aluminio Alluminio


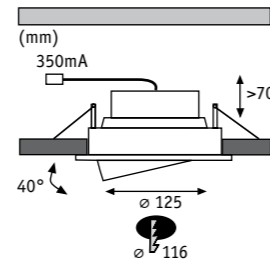


Matt white Blanco mate Bianco opaco

incl. 1x10 W

560 lm, 2700 K
 40°, 970 cd

EAN 4000870 925850
925.85 **new**



Premium Line Albino

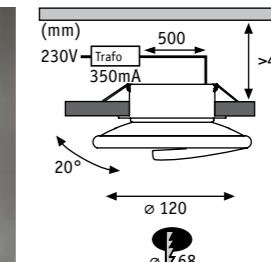
Alu Aluminio Alluminio



Matt white Blanco mate Bianco opaco

incl. 1x7,2 W
520 lm, 2700 K
30°, 1316 cd

EAN 4000870 926024
926.02 **new**



Premium Line Side LED

Aluminium Zinc Aluminio-zinc Zinco-Alluminio

- ▶ This innovative LED recessed luminaire allows your living spaces to be perfectly lit
- ▶ Indirect light creates a gentle homelike atmosphere
- ▶ The 10W version can be used as a recessed or surface-mounted luminaire
- ▶ Con estas innovadoras lámparas empotrables de LEDs podrá Ud. ambientar sus habitaciones a la perfección
- ▶ La luz indirecta crea un suave ambiente hogareño
- ▶ La versión de 10W puede usarse como luz empotrable o sobre mueble
- ▶ Luci da incasso a LED innovative per una perfetta illuminazione degli spazi abitativi
- ▶ La luce indiretta genera un'atmosfera soffusa e confortevole
- ▶ La versione 10W è impiegabile come faretto a incasso e a parete



Chrome matt Cromo mate Cromo opaco


incl. 1x5 W
320 lm, 3000 K
100°
incl. 6 VA
EAN 4000870 925089
925.08



926.04



926.05



Premium Line Snowy

Alu Aluminio Alluminio




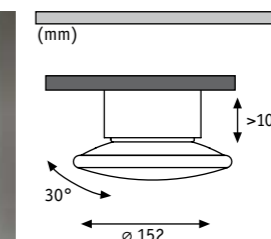

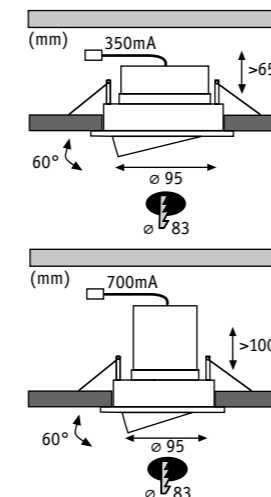
Matt white Blanco mate Bianco opaco

incl. 1x3,6 W
250 lm, 2700 K
25°, 872 cd
EAN 4000870 926048
926.04 **new**



Matt white Blanco mate Bianco opaco

incl. 1x7,5 W
430 lm, 2700 K
25°, 1526 cd
EAN 4000870 926055
926.05 **new**



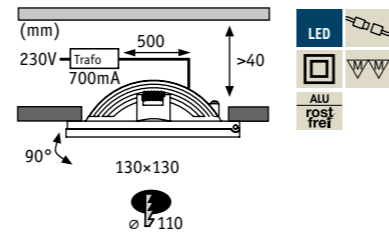
Premium Line Side LED

Aluminium Zinc Aluminio-zinc Zinco-Alluminio



Chrome matt Cromo mate Cromo opaco

incl. 1x10 W
560 lm, 3000 K
100°
incl. 12 VA
EAN 4000870 925072
925.07



Premium Line Score LED

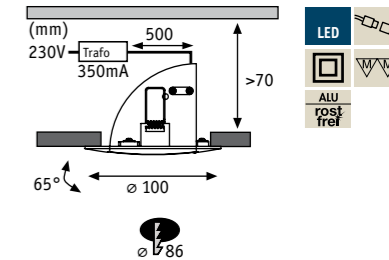
Aluminium Zinc Aluminio-zinc Zinco-Alluminio

- ▶ This innovative LED recessed luminaire allows your living spaces to be perfectly lit
- ▶ The tilting function makes the luminaire also suitable for lighting pictures for example
- ▶ Con estas innovadoras lámparas empotrables de LEDs podrá Ud. ambientar sus habitaciones a la perfección
- ▶ Su función de orientación angular permite usarlas p.ej. también para iluminar cuadros.
- ▶ Luci da incasso a LED innovative per una perfetta illuminazione degli spazi abitativi
- ▶ Grazie alla funzione di inclinazione, la lampada è adatta anche all'illuminazione di quadri o simili



Chrome matt Cromo mate Cromo opaco

incl. 1x10W
560 lm, 3000 K
∠ 120°, 53 cd
incl. 12 VA
EAN 4000870 925133
925.13



Premium Line Bow LED

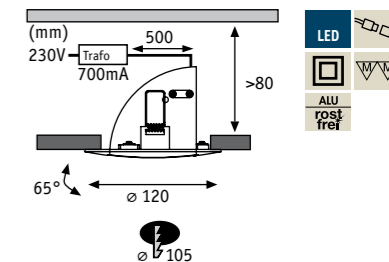
Aluminium Zinc Aluminio-zinc Zinco-Alluminio

- ▶ This innovative LED recessed luminaire allows your living spaces to be perfectly lit
- ▶ The tilting function makes the luminaire also suitable for lighting pictures for example
- ▶ Con estas innovadoras lámparas empotrables de LEDs podrá Ud. ambientar sus habitaciones a la perfección
- ▶ Su función de orientación angular permite usarlas p.ej. también para iluminar cuadros.
- ▶ Luci da incasso a LED innovative per una perfetta illuminazione degli spazi abitativi
- ▶ Grazie alla funzione di inclinazione, la lampada è adatta anche all'illuminazione di quadri o simili



Chrome matt Cromo mate Cromo opaco

incl. 1x5W
320 lm, 3000 K
∠ 40°, 450 cd
incl. 6 VA
EAN 4000870 925102
925.10




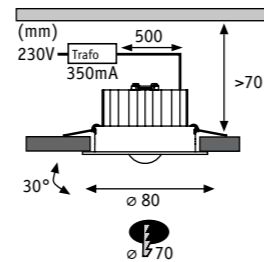
Premium Line Bow LED

Aluminium Zinc Aluminio-zinc Zinco-Alluminio



Chrome matt Cromo mate Cromo opaco

incl. 1x10W
560 lm, 3000 K
∠ 40°, 750 cd
incl. 12 VA
EAN 4000870 925096
925.09




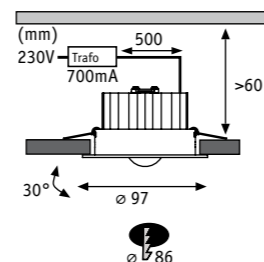
Premium Line Turbo LED Aluminium Zinc Aluminio-zinc Zinco-Alluminio

- This innovative LED recessed luminaire allows your living spaces to be perfectly lit
- Con estas innovadoras lámparas empotrables de LEDs podrá Ud. ambientar sus habitaciones a la perfección
- Luci da incasso a LED innovative per una perfetta illuminazione degli spazi abitativi



Chrome matt Cromo mate Cromo opaco

incl. 1x5 W
320 lm, 3000 K
45°, 360 cd
incl. 6 VA
EAN 4000870 925126
925.12

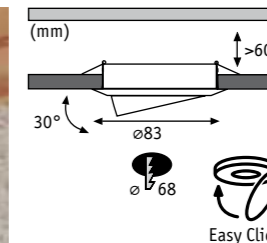


Premium Line Turbo LED Aluminium Zinc Aluminio-zinc Zinco-Alluminio



Chrome matt Cromo mate Cromo opaco

incl. 1x10 W
560 lm, 3000 K
45°, 420 cd
incl. 12 VA
EAN 4000870 925119
925.11



Premium Line LED Power Lens Flood Aluminium Zinc Aluminio-zinc Zinco-Alluminio

White Blanco Bianco



incl. 3x3 W
220 lm, 6500 K
45°, 255 cd
incl. 10 VA
EAN 4000870 987278
987.27



Chrome matt Cromo mate Cromo opaco

incl. 3x3 W
220 lm, 6500 K
45°, 255 cd
incl. 10 VA
EAN 4000870 987292
987.29



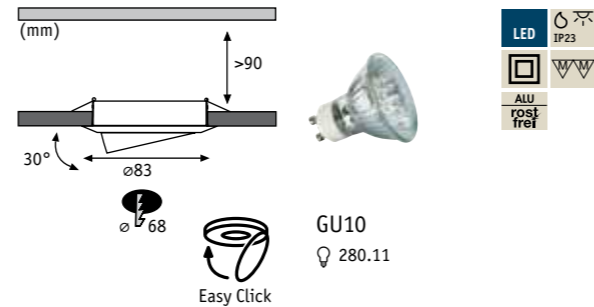
Brushed iron Acero Mate Ferro spazzolato

incl. 3x3 W	incl. 5x3 W
168 lm, 3000 K	168 lm, 3000 K
45°, 404 cd	45°, 404 cd
incl. 10 VA	incl. 15 VA
EAN 4000870 925171	EAN 4000870 925188
925.17	925.18



Chrome Cromo Cromo

incl. 3x3 W
220 lm, 6500 K
45°, 255 cd
incl. 10 VA
EAN 4000870 987285
987.28



LED
IP23
ALU
rostfrei

GU10
280.11

Easy Click

Premium Line LED 230V GU10 51mm

Aluminium Zinc Aluminio-zinc Zinco-Alluminio



White Blanco Bianco

incl. 1x1 W
65 lm, 6500 K
20°, 170 cd

incl. 3x1 W
3x65 lm, 6500 K
20°, 170 cd

EAN 4000870 987506
987.50

EAN 4000870 987629
987.62



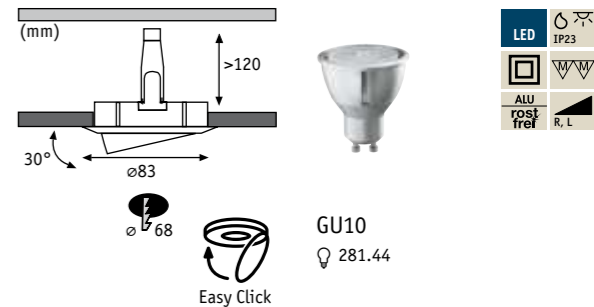
Brushed iron Acero Mate Ferro spazzolato

incl. 1x1 W
65 lm, 6500 K
20°, 170 cd

incl. 3x1 W
3x65 lm, 6500 K
20°, 170 cd

EAN 4000870 987612
987.61

EAN 4000870 987643
987.64



LED
IP23
ALU
rostfrei
R, L

GU10
281.44

Easy Click

Premium Line Power LED 230V GU10 51mm

Aluminium Zinc Aluminio-zinc Zinco-Alluminio



White Blanco Bianco

incl. 3x4 W
3x130 lm, 3000 K
25°, 700 cd

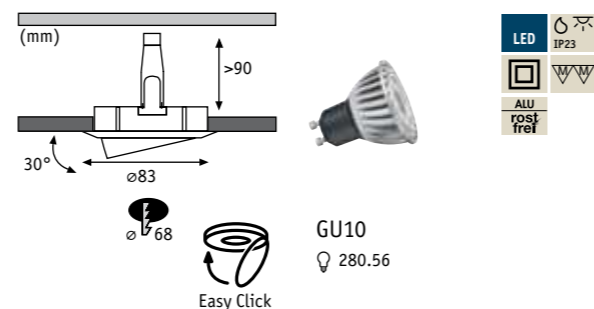
EAN 4000870 925348
925.34



Brushed iron Acero Mate Ferro spazzolato

incl. 3x4 W
3x130 lm, 3000 K
25°, 700 cd

EAN 4000870 925331
925.33



LED
IP23
ALU
rostfrei

GU10
280.56

Easy Click

Premium Line Power LED 230V GU10 51mm


Aluminium Zinc Aluminio-zinc Zinco-Alluminio



Chrome matt Cromo mate Cromo opaco

incl. 3x3,5 W
3000 K
38°, 220 cd

EAN 4000870 925164
925.16




Premium Line Halogen 12V GU4 35mm Aluminium Zinc Aluminio-zinc Zinco-Alluminio

White Blanco Bianco
incl. 3x35 W
 3x365 lm, 2900 K
 \sphericalangle 30°, 960 cd
 incl. 105 VA
 EAN 4000870 993132
993.13

Brushed iron Acero Mate Ferro spazzolato
incl. 3x35 W
 3x365 lm, 2900 K
 \sphericalangle 30°, 960 cd
 incl. 105 VA
 EAN 4000870 993521
993.52

Chrome Cromo Cromo
incl. 3x35 W
 3x365 lm, 2900 K
 \sphericalangle 30°, 960 cd
 incl. 105 VA
 EAN 4000870 993163
993.16



Premium Line Halogen 12V GU4 35mm Aluminium Zinc Aluminio-zinc Zinco-Alluminio

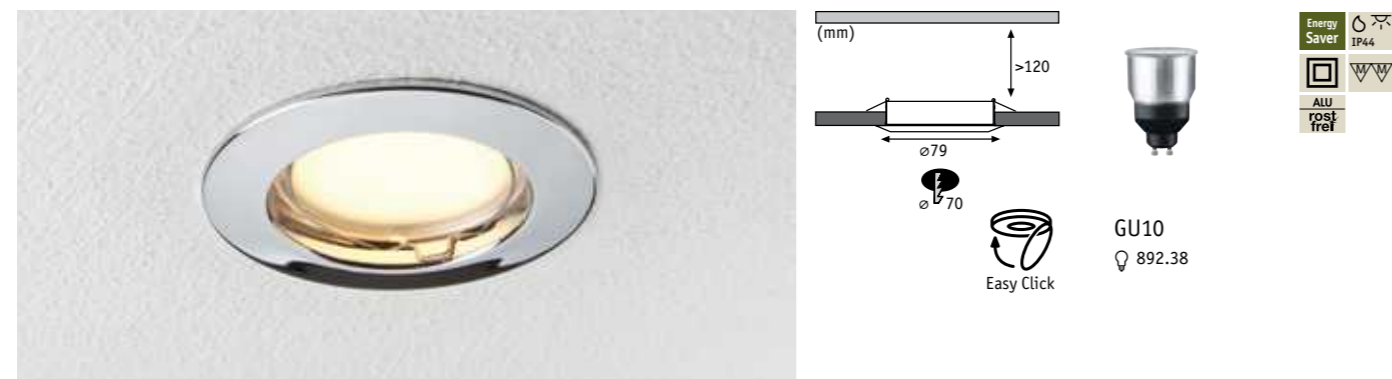
White Blanco Bianco
max. 1x35 W **incl. 3x35 W**
 3x365 lm, 2900 K
 \sphericalangle 30°, 960 cd
 incl. 105 VA
 EAN 4000870 057742 EAN 4000870 993026
5774 **993.02**

Chrome matt Cromo mate Cromo opaco
max. 1x35 W **incl. 3x35 W**
 3x365 lm, 2900 K
 \sphericalangle 30°, 960 cd
 incl. 105 VA
 EAN 4000870 057780 EAN 4000870 993057
5778 **993.05**

Brushed iron Acero Mate Ferro spazzolato
max. 1x35 W **incl. 3x35 W**
 3x365 lm, 2900 K
 \sphericalangle 30°, 960 cd
 incl. 105 VA
 EAN 4000870 057759 EAN 4000870 993576
5775 **993.57**

Chrome Cromo Cromo
max. 1x35 W **incl. 3x35 W**
 3x365 lm, 2900 K
 \sphericalangle 30°, 960 cd
 incl. 105 VA
 EAN 4000870 057773 EAN 4000870 993071
5777 **993.07**

Gold Oro Oro
max. 1x35 W **incl. 3x35 W**
 3x365 lm, 2900 K
 \sphericalangle 30°, 960 cd
 incl. 105 VA
 EAN 4000870 057766 EAN 4000870 993095
5776 **993.09**

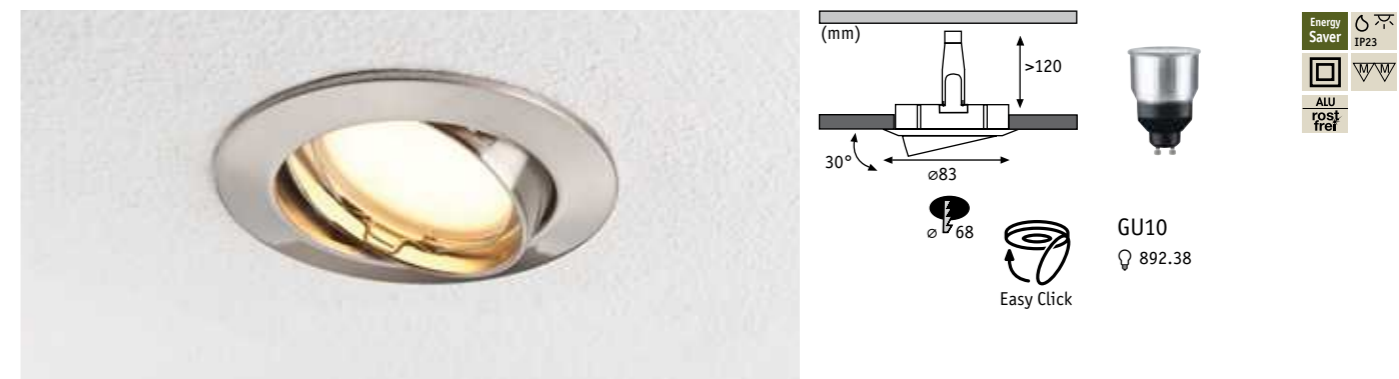


Premium Line Energy Saving 230V GU10 51mm Aluminium Zinc Aluminio-zinc Zinco-Alluminio

White Blanco Bianco
incl. 3x11 W
 2700 K
 100°, 90 cd
 EAN 4000870 994825
994.82

Brushed iron Acero Mate Ferro spazzolato
incl. 3x11 W
 2700 K
 100°, 90 cd
 EAN 4000870 994856
994.85

Chrome Cromo Cromo
incl. 3x11 W
 2700 K
 100°, 90 cd
 EAN 4000870 994832
994.83



Premium Line Energy Saving 230V GU10 51mm Aluminium Zinc Aluminio-zinc Zinco-Alluminio


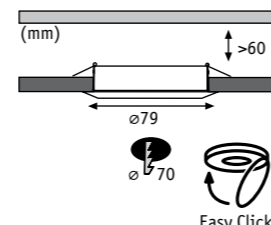




White Blanco Bianco
incl. 3x11 W
 2700 K
 100°, 90 cd
 EAN 4000870 920039
920.03

Brushed iron Acero Mate Ferro spazzolato
incl. 3x11 W
 2700 K
 100°, 90 cd
 EAN 4000870 920015
920.01

Chrome Cromo Cromo
incl. 3x11 W
 2700 K
 100°, 90 cd
 EAN 4000870 920022
920.02



Premium Line Halogen 12V GU 5,3 51mm Aluminium Zinc Aluminio-zinc Zinco-Alluminio


 <p>White Blanco Bianco</p> <p>max. 1x50 W</p> <p>EAN 4000870 179437 179.43</p>	<p>incl. 1x50 W</p> <p>675 lm, 2900 K ∠ 38°, 1800 cd incl. 60 VA</p> <p>EAN 4000870 989326 989.32</p>	<p>incl. 4x35 W</p> <p>4x430 lm, 2900 K ∠ 38°, 1100 cd incl. 150 VA</p> <p>EAN 4000870 993538 993.53</p>	
 <p>Brushed iron Acero Mate Ferro spazzolato</p> <p>max. 1x50 W</p> <p>EAN 4000870 179451 179.45</p>	<p>incl. 1x50 W</p> <p>675 lm, 2900 K ∠ 38°, 1800 cd incl. 60 VA</p> <p>EAN 4000870 989333 989.33</p>	<p>incl. 4x35 W</p> <p>4x430 lm, 2900 K ∠ 38°, 1100 cd incl. 150 VA</p> <p>EAN 4000870 993606 993.60</p>	
 <p>Chrome Cromo Cromo</p> <p>max. 1x50 W</p> <p>EAN 4000870 179468 179.46</p>	<p>incl. 4x35 W</p> <p>4x430 lm, 2900 K ∠ 38°, 1100 cd incl. 150 VA</p> <p>EAN 4000870 993569 993.56</p>		
 <p>Gold Oro Oro</p> <p>max. 1x50 W</p> <p>EAN 4000870 179482 179.48</p>			

Trafo/Power Supply = 382-391
Accessories = 376-381

Premium Line Halogen 12V GU 5,3 51mm Aluminium Zinc Aluminio-zinc Zinco-Alluminio

 <p>Black Negro Nero</p> <p>max. 1x50 W</p> <p>EAN 4000870 179512 179.51</p>					
 <p>White Blanco Bianco</p> <p>max. 1x50 W</p> <p>EAN 4000870 179536 179.53</p>	<p>incl. 1x50 W</p> <p>675 lm, 2900 K ∠ 38°, 1800 cd incl. 60 VA</p> <p>EAN 4000870 989302 989.30</p>	<p>incl. 4x35 W</p> <p>4x430 lm, 2900 K ∠ 38°, 1100 cd incl. 150 VA</p> <p>EAN 4000870 994535 994.53</p>	<p>incl. 6x35 W</p> <p>6x430 lm, 2900 K ∠ 38°, 1100 cd incl. 2x105 VA</p> <p>EAN 4000870 994733 994.73</p>		
 <p>Chrome matt Cromo mate Cromo opaco</p> <p>max. 1x50 W</p> <p>EAN 4000870 179543 179.54</p>	<p>incl. 4x35 W</p> <p>4x430 lm, 2900 K ∠ 38°, 1100 cd incl. 150 VA</p> <p>EAN 4000870 994542 994.54</p>		<p>incl. 6x35 W</p> <p>6x430 lm, 2900 K ∠ 38°, 1100 cd incl. 2x105 VA</p> <p>EAN 4000870 994740 994.74</p>		
 <p>Brushed iron Acero Mate Ferro spazzolato</p> <p>max. 1x50 W</p> <p>EAN 4000870 179550 179.55</p>	<p>incl. 1x50 W</p> <p>675 lm, 2900 K ∠ 38°, 1800 cd incl. 60 VA</p> <p>EAN 4000870 989319 989.31</p>	<p>incl. 4x35 W</p> <p>4x430 lm, 2900 K ∠ 38°, 1100 cd incl. 150 VA</p> <p>EAN 4000870 994450 994.45</p>	<p>incl. 4x50 W</p> <p>4x675 lm, 2900 K ∠ 38°, 1800 cd incl. 2x105 VA</p> <p>EAN 4000870 994474 994.47</p>	<p>incl. 6x35 W</p> <p>6x430 lm, 2900 K ∠ 38°, 1100 cd incl. 2x105 VA</p> <p>EAN 4000870 993774 993.77</p>	
 <p>Chrome Cromo Cromo</p> <p>max. 1x50 W</p> <p>EAN 4000870 179567 179.56</p>	<p>incl. 4x35 W</p> <p>4x430 lm, 2900 K ∠ 38°, 1100 cd incl. 150 VA</p> <p>EAN 4000870 994566 994.56</p>		<p>incl. 6x35 W</p> <p>6x430 lm, 2900 K ∠ 38°, 1100 cd incl. 2x105 VA</p> <p>EAN 4000870 994764 994.76</p>		
 <p>Gold Oro Oro</p> <p>max. 1x50 W</p> <p>EAN 4000870 179581 179.58</p>	<p>incl. 4x35 W</p> <p>4x430 lm, 2900 K ∠ 38°, 1100 cd incl. 150 VA</p> <p>EAN 4000870 994580 994.58</p>				
 <p>Matt brass Latón mate Ottone opaco</p> <p>max. 1x50 W</p> <p>EAN 4000870 179598 179.59</p>					


Trafo/Power Supply = 382-391
Accessories = 376-381



Premium Line Halogen 12V GU 5,3 51mm Alu Aluminio Alluminio


White Blanco Bianco
max. 1x50 W
 EAN 4000870 987735
987.73

Brushed iron Acero Mate Ferro spazzolato
max. 1x50 W
 EAN 4000870 179574
179.57



Premium Line Halogen 230V GU10 51mm Stainless steel INOX Acciaio legato

Stainless steel INOX Acciaio legato
incl. 1x35 W
 172 lm, 2900 K
 30°, 700 cd
 EAN 4000870 925270
925.27



Premium Line Halogen 230V GU10 51mm Aluminium Zinc Aluminio-zinc Zinco-Alluminio

White Blanco Bianco

max. 1x50W	incl. 1x50W 292 lm, 2900 K ∠ 30°, 800 cd	incl. 3x50W 3x292 lm, 2900 K ∠ 30°, 800 cd
EAN 4000870 057926 5792	EAN 4000870 925256 925.25	EAN 4000870 922002 922.00

Chrome matt Cromo mate Cromo opaco

incl. 1x50W 292 lm, 2900 K ∠ 30°, 800 cd
EAN 4000870 925263 925.26

Brushed iron Acero Mate Ferro spazzolato


max. 1x50W	incl. 3x50W 3x292 lm, 2900 K ∠ 30°, 800 cd
EAN 4000870 057964 5796	EAN 4000870 922088 922.08

Chrome Cromo Cromo

max. 1x50W	incl. 3x50W 3x292 lm, 2900 K ∠ 30°, 800 cd
EAN 4000870 057940 5794	EAN 4000870 922019 922.01

Gold Oro Oro

max. 1x50W
EAN 4000870 057933 5793



Premium Line Halogen 230V GU10 51mm Aluminium Zinc Aluminio-zinc Zinco-Alluminio

White Blanco Bianco

max. 1x50W	incl. 1x50W 292 lm, 2900 K ∠ 30°, 800 cd	incl. 4x50W 4x292 lm, 2900 K ∠ 30°, 800 cd	incl. 6x50W 6x292 lm, 2900 K ∠ 30°, 800 cd
EAN 4000870 989401 989.40	EAN 4000870 989364 989.36	EAN 4000870 989418 989.41	EAN 4000870 989425 989.42

Chrome matt Cromo mate Cromo opaco

max. 1x50W	incl. 4x50W 4x292 lm, 2900 K ∠ 30°, 800 cd	incl. 6x50W 6x292 lm, 2900 K ∠ 30°, 800 cd
EAN 4000870 989463 989.46	EAN 4000870 989470 989.47	EAN 4000870 989487 989.48

Brushed iron Acero Mate Ferro spazzolato

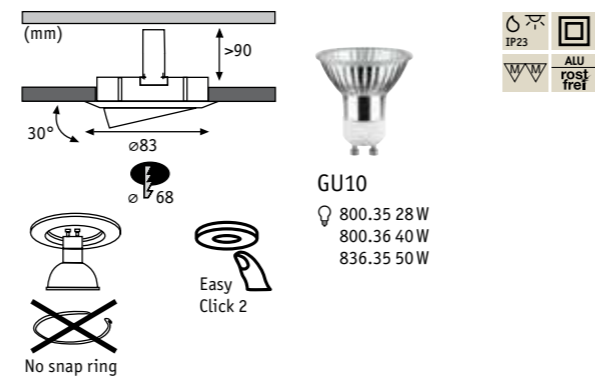
max. 1x50W	incl. 1x50W 292 lm, 2900 K ∠ 30°, 800 cd	incl. 4x50W 4x292 lm, 2900 K ∠ 30°, 800 cd	incl. 6x50W 6x292 lm, 2900 K ∠ 30°, 800 cd
EAN 4000870 988787 988.78	EAN 4000870 989340 989.34	EAN 4000870 988794 988.79	EAN 4000870 988800 988.80

Chrome Cromo Cromo

max. 1x50W	incl. 4x50W 4x292 lm, 2900 K ∠ 30°, 800 cd	incl. 6x50W 6x292 lm, 2900 K ∠ 30°, 800 cd
EAN 4000870 989432 989.43	EAN 4000870 989449 989.44	EAN 4000870 989456 989.45

Gold Oro Oro

max. 1x50W	incl. 4x50W 4x292 lm, 2900 K ∠ 30°, 800 cd
EAN 4000870 989494 989.49	EAN 4000870 989500 989.50



Premium Line easyClick2 Aluminium Zinc Aluminio-zinc Zinco-Alluminio

- ▶ No snap ring necessary
- ▶ Sin necesidad de circlip
- ▶ Anello di arresto non necessario
- ▶ Bulb exchange simply by pressing on the bulb
- ▶ Luminaria fácil de cambiar presionando sencillamente sobre ella
- ▶ Sostituzione semplice della lampadina premendo su di essa



Brushed iron Acero Mate Ferro spazzolato

max. 1x50 W

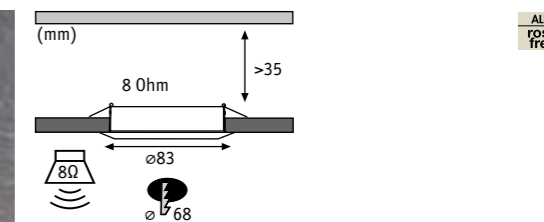
EAN 4000870 937303
937.30



White Blanco Bianco

max. 1x50 W

EAN 4000870 937310
937.31



Premium Line Speaker Aluminium Zinc Aluminio-zinc Zinco-Alluminio



White Blanco Bianco

max. 2 W

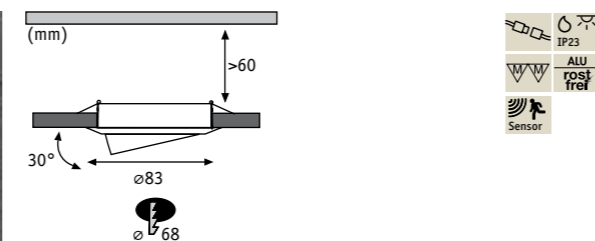
EAN 4000870 986752
986.75



Brushed iron Acero Mate Ferro spazzolato

max. 2 W

EAN 4000870 986745
986.74



Premium Line Sensor Aluminium Zinc/Plastic Aluminio-zinc/Plástico Zinco-Alluminio/Plastica



White Blanco Bianco

max. 30-200 W

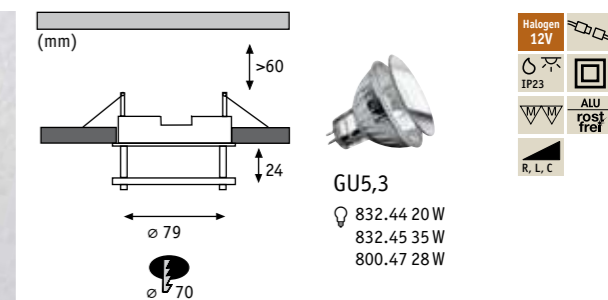
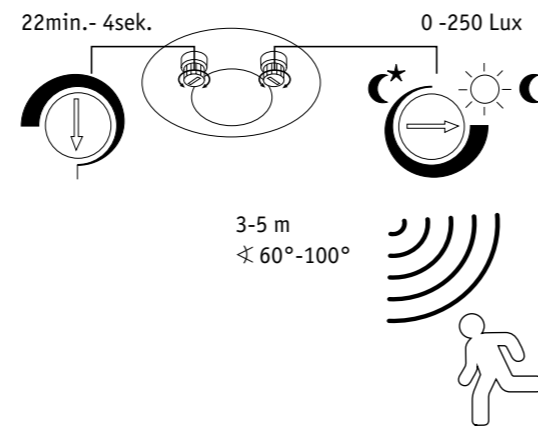
EAN 4000870 989906
989.90



Chrome matt Cromo mate Cromo opaco

max. 30-200 W

EAN 4000870 989944
989.94



Premium Line Level Aluminium Zinc/Glass Aluminio-zinc/Cristal Zinco-Alluminio/Vetro

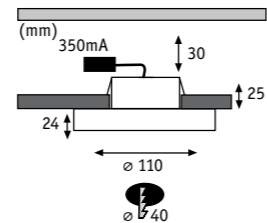


Brushed iron/Satin/Clear Acero Mate/Satinada/Claro Ferro spazzolato/Satinato/Chiaro

max. 35 W

incl. 3x35 W
3x430 lm, 2900 K
38°, 1100 cd
incl. 105 VA
EAN 4000870 925515
925.51

EAN 4000870 925492
925.49



Premium Line Circle LED

Metal/Acryl Metal/Acrylic Metallo/Acrylico



Alu matt/Satin Aluminio mate/Satinada Alluminio opaco/Satinato

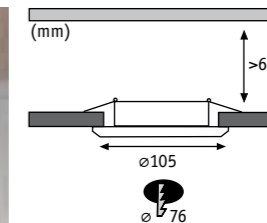
incl. 3x4 W

94 lm, 3000 K

incl. 18 VA

EAN 4000870 925423

925.42



Premium Line Aqua Mood

Glass Cristal Vetro



Satin Satinada Satinato

incl. 3x35 W

3x430 lm, 2900 K

38°, 1100 cd

incl. 105 VA

EAN 4000870 994771

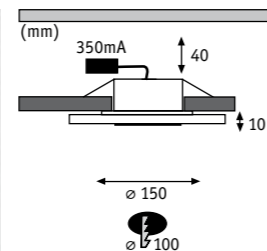
994.77

GU5,3

832.44 20W

832.45 35W

800.47 28W



Premium Line Whirl

Metal/Acryl Metal/Acrylic Metallo/Acrylico



Chrome matt/Satin Cromo mate/Satinada Cromo opaco/Satinato

incl. 1x6 W

450 lm, 3000 K

incl. 6 VA

EAN 4000870 925355

925.35 new

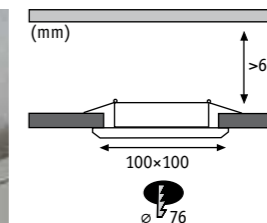
incl. 3x6 W

450 lm, 3000 K

incl. 18 VA

EAN 4000870 925430

925.43



Premium Line Aqua Mood

Glass Cristal Vetro



Satin Satinada Satinato

incl. 3x35 W

3x430 lm, 2900 K

38 Grad, 1100 cd

incl. 105 VA

EAN 4000870 994757

994.75

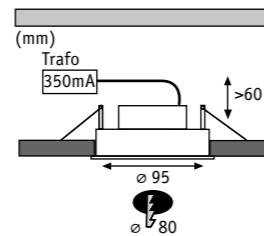
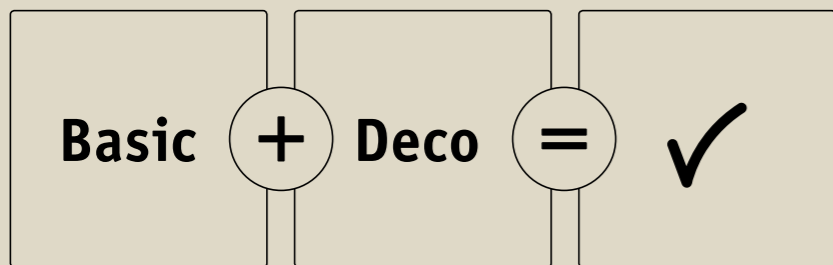
GU5,3

832.44 20W

832.45 35W

800.47 28W

Combine your own personal lighting system
 Combine usted mismo su sistema de luz personal
 Scegliete voi stessi le combinazioni per il vostro sistema
 d'illuminazione personalizzato



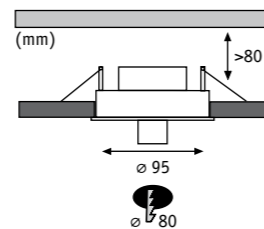
DecoSystems Basis LED

Alu Aluminium Alluminio



Aluminium rotated Alumínio torneado Alluminio tornito

incl. 1x3 W
 3000 K
 20 Grad, 1100 cd
 incl. 3 VA
 EAN 4000870 925706
925.70



G9
 800.31 33 W
 800.30 20 W

DecoSystems Basis Halogen 230V

Alu Aluminium Alluminio

- Incl. adapter from E27 (to G9)
- Incl. adaptador de E27 (a G9)
- Adattatore E27 (G9) incluso



Aluminium rotated Alumínio torneado Alluminio tornito

incl. 1x33 W
 460lm, 2750 K
 EAN 4000870 925713
925.71

Trafo/Power Supply = 382-391
 Accessories = 376-381



DecoSystems Glas Tube Mini Glass Cristal Vetro

max. 33 W Opal Opal Opale
 360 ø45 mm
 EAN 4000870 925720
925.72



DecoSystems Glas Tube Mini Glass Cristal Vetro

max. 33 W Lilac Lila Lilla
 360 ø45 mm
 EAN 4000870 925782
925.78



DecoSystems Glas Tube Mini Glass Cristal Vetro

max. 33 W Blue Azul Blu
 360 ø45 mm
 EAN 4000870 925768
925.76



DecoSystems Glas Tube Mini Glass Cristal Vetro

max. 33 W Brown Marrón Marrone
 360 ø45 mm
 EAN 4000870 925775
925.77



DecoSystems Glas Wolbi Glass Cristal Vetro

max. 33 W Dichroic Dicroico Dicroico
 360 ø70 mm
 EAN 4000870 925751
925.75



DecoSystems Glas Tube Glass Cristal Vetro

max. 33 W Satin/Clear Satinada/Claro
 390 ø45 mm
 EAN 4000870 925737
925.73



DecoSystems Glas Globe Glass Cristal Vetro

max. 33 W Opal Opal Opale
 3105 ø100 mm
 EAN 4000870 925799
925.79



DecoSystems Glas Cocone Glass Cristal Vetro

max. 33 W Satin Satinada Satinato
 385 ø57 mm
 EAN 4000870 925744
925.74

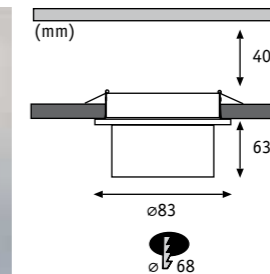
Trafo/Power Supply = 382-391
 Accessories = 376-381



Quality Line

For the living room Para la vivienda Per la casa

Application areas: Living room, kitchen	Ámbitos de aplicación: Salón, cocina	Impiego: Soggiorno, cucina
► Easy installation thanks to plug-in connectors	► Montaje fácil con conector	► Facile montaggio con connettori a innesto
► Incl. miniature transformer, fits into any ceiling	► Transformador pequeño incluido, encuentra sitio en cualquier techo	► Incluso minitrasformatore, trova posto in tutti i soffitti
► Easy bulb change thanks to Easy-Click	► Cambio fácil del medio luminoso con mecanismo de Easy Click	► Facile sostituzione del corpo illuminante con Easy Click



Quality Line Glassy Tube

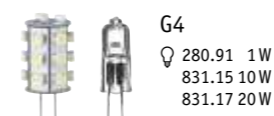
Grid Glass/Metal Cristal/Metal Vetro/Metallo

Clear/Chrome Claro/Cromo Chiaro/Cromo



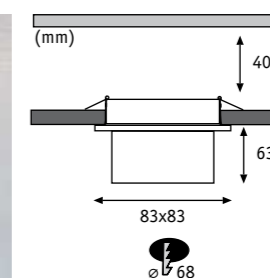

max. 20 W

EAN 4000870 920190
920.19



incl. 3x1 W
3x85 lm, 3000 K

incl. 3,6 VA
EAN 4000870 920213
920.21



Quality Line Glassy Cube


Grid Glass/Metal Cristal/Metal Vetro/Metallo

Clear/Chrome Claro/Cromo Chiaro/Cromo



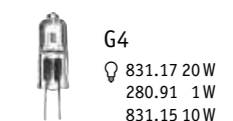
max. 20 W

EAN 4000870 920176
920.17




incl. 3x10 W
3x95 lm, 2900 K

incl. 60 VA
EAN 4000870 920183
920.18



Trafo/Power Supply = 382-391
Accessories = 376-381



Quality Line Hexa Metal Metal Metallo



Brushed iron Acero Mate Ferro spazzolato


incl. 3×20 W
3×181 lm, 2900 K
∠ 60°, 450 cd
incl. 60 VA
EAN 4000870 995938
995.93

incl. 5×20 W
5×181 lm, 2900 K
∠ 60°, 450 cd
incl. 105 VA
EAN 4000870 995976
995.97



Chrome Cromo Cromo

incl. 3×20 W
3×181 lm, 2900 K
∠ 60°, 450 cd
incl. 60 VA
EAN 4000870 995914
995.91



Quality Line Quadro Metal Metal Metallo



Brushed iron Acero Mate Ferro spazzolato

incl. 3×20 W
3×174 lm, 2900 K
∠ 60°, 450 cd
incl. 60 VA
EAN 4000870 995433
995.43

incl. 5×20 W
5×174 lm, 2900 K
∠ 60°, 450 cd
incl. 105 VA
EAN 4000870 995471
995.47

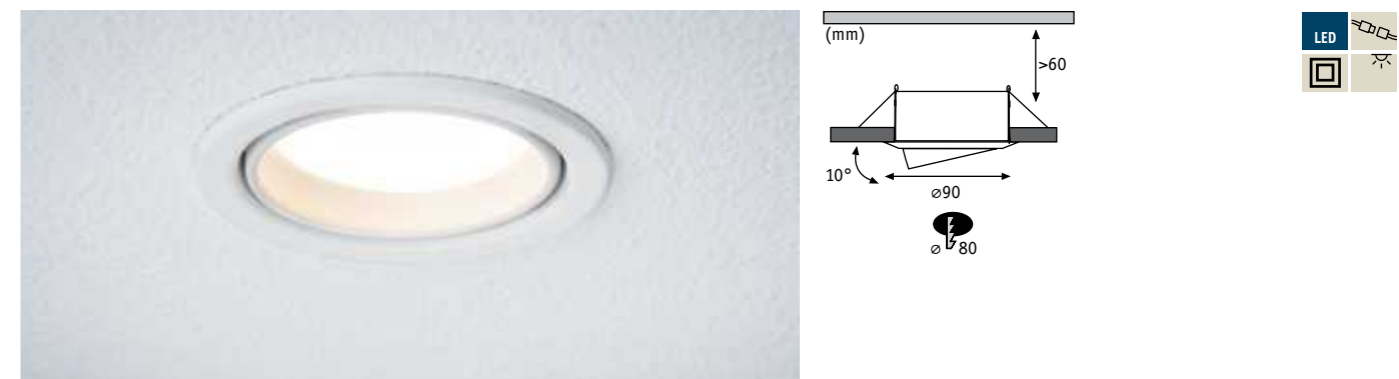


Chrome Cromo Cromo

incl. 3×20 W
3×174 lm, 2900 K
∠ 60°, 450 cd
incl. 60 VA
EAN 4000870 995419
995.41

incl. 5×20 W
5×174 lm, 2900 K
∠ 60°, 450 cd
incl. 105 VA
EAN 4000870 995457
995.45

Trafo/Power Supply = 382-391
Accessories = 376-381



Quality Line Aya LED Metal Metal Metallo

► Multichip LED for optimal light distribution


► LED Multichip para una distribución óptima de la luz

► LED multichip per la distribuzione ottimale della luce



White Blanco Bianco

incl. 3×3 W
140 lm, 3000 K
∠ 120°
incl. 12 VA
EAN 4000870 920220
920.22



Quality Line LED 230V GU10 51mm Metal Metal Metallo



White Blanco Bianco

incl. 1×1 W
51 lm, 3000 K
∠ 20°, 150 cd
EAN 4000870 920152
920.15

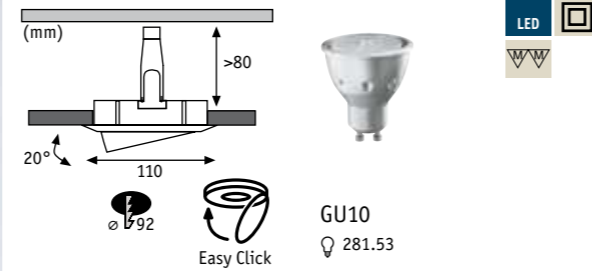


Brushed iron Acero Mate Ferro spazzolato

incl. 1×1 W
51 lm, 3000 K
∠ 20°, 150 cd
EAN 4000870 920169
920.16

incl. 3×1 W
3×65 lm, 6500 K
∠ 20°, 170 cd
EAN 4000870 987322
987.32

Trafo/Power Supply = 382-391
Accessories = 376-381



GU10
281.53

Quality Line LED 230V GU10 51mm

Sheet steel Latón-acero Lamiera d'acciaio



White Blanco Bianco

incl. 3x3,5 W
3x140 lm, 3000 K
25°, 560 cd

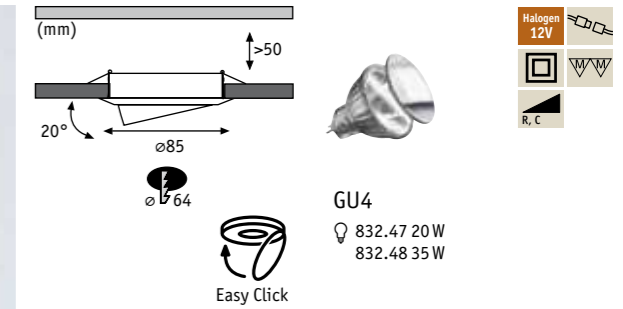
EAN 4000870 920244
920.24 new



Brushed iron Acero Mate Ferro spazzolato

incl. 3x3,5 W
3x140 lm, 3000 K
25°, 560 cd

EAN 4000870 920251
920.25 new



GU4
832.47 20W
832.48 35W

Quality Line Halogen 12V GU4 35mm

Metal Metal Metallo



White Blanco Bianco

max. 1x35 W **incl. 3x35 W**
3x365 lm, 2900 K
30°, 960 cd
incl. 105 VA
EAN 4000870 986301 EAN 4000870 983362
986.309 **983.36**



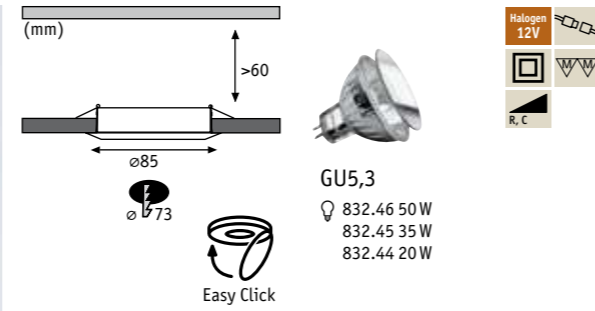
Brushed iron Acero Mate Ferro spazzolato

max. 1x35 W **incl. 3x35 W** **incl. 6x35 W**
3x365 lm, 2900 K 6x365 lm, 2900 K
30°, 960 cd 30°, 960 cd
incl. 105 VA incl. 2x105 VA
EAN 4000870 986400 EAN 4000870 983461 EAN 4000870 983447
986.40 **983.46** **983.44**



Chrome Cromo Cromo

max. 1x35 W **incl. 3x35 W** **incl. 6x35 W**
3x365 lm, 2900 K 6x365 lm, 2900 K
30°, 960 cd 30°, 960 cd
incl. 105 VA incl. 2x105 VA
EAN 4000870 986608 EAN 4000870 983669 EAN 4000870 983645
986.609 **983.66** **983.64**



GU5,3
 832.46 50 W
 832.45 35 W
 832.44 20 W

Easy Click



Quality Line Halogen 12V GU5,3 51mm

Metal Metal Metallo



White Blanco Bianco

max. 1x50 W **incl. 3x35 W**
 3x430 lm, 2900 K
 38°, 1100 cd
 incl. 105 VA
 EAN 4000870 989241
989.24



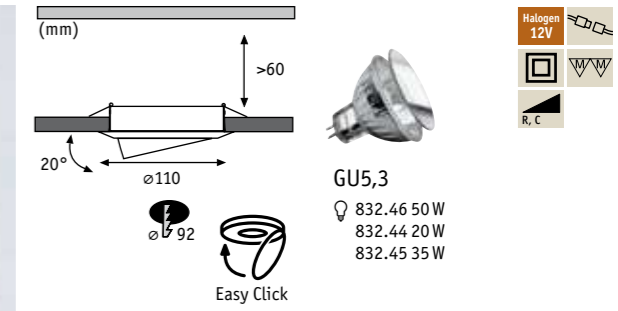
Brushed iron Acero Mate Ferro spazzolato

max. 1x50 W	incl. 3x35 W	incl. 5x20 W	incl. 6x35 W
3x430 lm, 2900 K	3x430 lm, 2900 K	5x164 lm, 2900 K	6x430 lm, 2900 K
38°, 1100 cd	38°, 1100 cd	38°, 700 cd	38°, 1100 cd
incl. 105 VA	incl. 105 VA	incl. 105 VA	incl. 2x105 VA
EAN 4000870 989272	EAN 4000870 989616	EAN 4000870 988176	EAN 4000870 989678
989.27	989.61	988.17	989.67



Chrome Cromo Cromo

max. 1x50 W	incl. 3x35 W	incl. 5x20 W
3x430 lm, 2900 K	3x430 lm, 2900 K	5x164 lm, 2900 K
38°, 1100 cd	38°, 1100 cd	38°, 700 cd
incl. 105 VA	incl. 105 VA	incl. 105 VA
EAN 4000870 989265	EAN 4000870 989296	EAN 4000870 988190
989.26	989.29	988.19



GU5,3
 832.46 50 W
 832.44 20 W
 832.45 35 W

Easy Click



Quality Line Halogen 12V GU5,3 51mm

Metal Metal Metallo



White Blanco Bianco

max. 1x50 W **incl. 3x35 W**
 3x430 lm, 2900 K
 38°, 1100 cd
 incl. 105 VA
 EAN 4000870 989715
989.71

incl. 6x35 W
 6x430 lm, 2900 K
 38°, 1100 cd
 incl. 2x105 VA
 EAN 4000870 989838
989.83



Chrome matt Cromo mate Cromo opaco

max. 1x50 W
 EAN 4000870 988046
988.04




Brushed iron Acero Mate Ferro spazzolato

max. 1x50 W	incl. 3x35 W	incl. 4x50 W	incl. 5x20 W	incl. 6x35 W
3x430 lm, 2900 K	3x430 lm, 2900 K	4x675 lm, 2900 K	5x164 lm, 2900 K	6x430 lm, 2900 K
38°, 1100 cd	38°, 1100 cd	38°, 1800 cd	38°, 700 cd	38°, 1100 cd
incl. 105 VA	incl. 105 VA	incl. 2x105 VA	incl. 105 VA	incl. 2x105 VA
EAN 4000870 989685	EAN 4000870 989739	EAN 4000870 988299	EAN 4000870 988305	EAN 4000870 989784
989.68	989.73	988.29	988.30	989.78



Chrome Cromo Cromo


max. 1x50 W	incl. 3x35 W	incl. 6x35 W
3x430 lm, 2900 K	3x430 lm, 2900 K	6x430 lm, 2900 K
38°, 1100 cd	38°, 1100 cd	38°, 1100 cd
incl. 105 VA	incl. 105 VA	incl. 2x105 VA
EAN 4000870 989708	EAN 4000870 989760	EAN 4000870 989814
989.70	989.76	989.81



Quality Line Halogen 230V GU10 51mm Metal Metal Metallo

White Blanco Bianco
incl. 4x50 W
 4x292 lm, 2900 K
 30°, 800 cd
 EAN 4000870 989166
989.16


Brushed iron Acero Mate Ferro spazzolato
incl. 4x50 W
 4x292 lm, 2900 K
 30°, 800 cd
 EAN 4000870 989197
989.19



Quality Line Energy Saving 230V GX53 Metal Metal Metallo


White Blanco Bianco
incl. 3x9 W
 3x320 lm, 2700 K
 100°
 EAN 4000870 986356
986.35

Brushed iron Acero Mate Ferro spazzolato
incl. 3x9 W
 3x320 lm, 2700 K
 100°
 EAN 4000870 986363
986.36



Quality Line Energy Saving 230V GX53 Metal Metal Metallo

Brushed iron Acero Mate Ferro spazzolato
incl. 3x9 W
 3x320 lm, 2700 K
 100°
 EAN 4000870 986349
986.34



Quality Line Energy Saving 230V E27 Metal/Glass Metal/Cristal Metallo/Vetro



White Blanco Bianco

incl. 2x15 W
2x800 lm, 2700 K

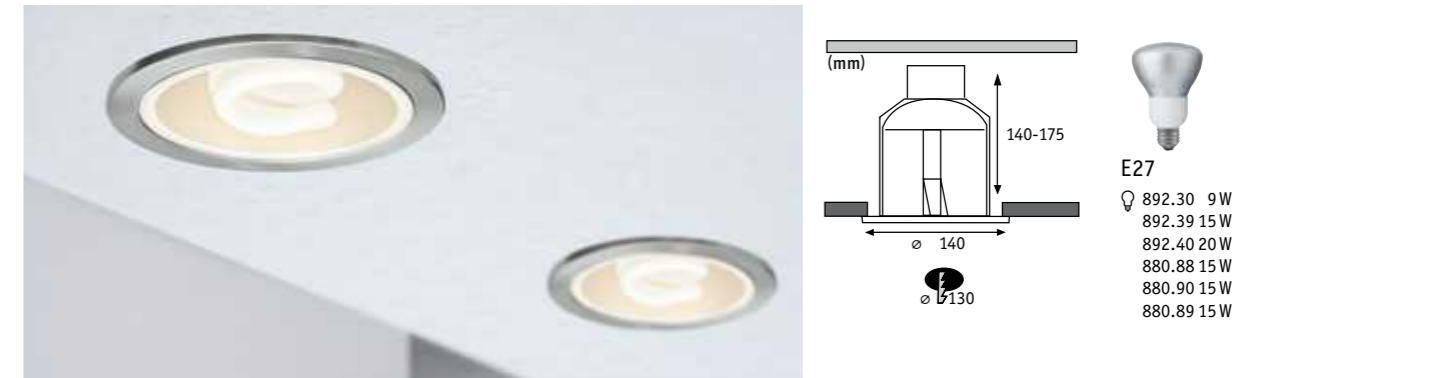
EAN 4000870 993934
993.93



Brushed iron Acero Mate Ferro spazzolato

incl. 2x15 W
2x800 lm, 2700 K

EAN 4000870 988732
988.73



Quality Line Energy Saving 230V E27 Metal Metal Metallo



White Blanco Bianco

max. 25 W

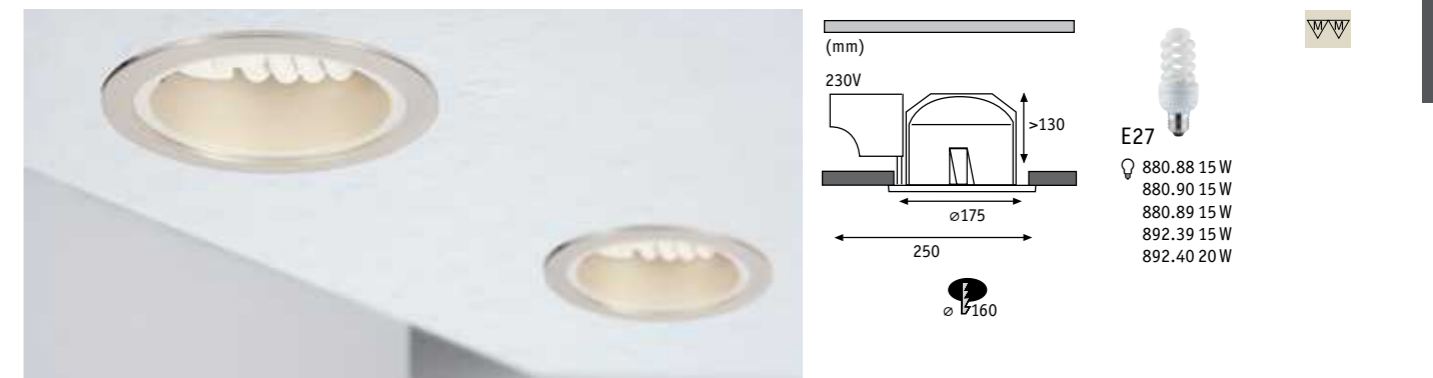
EAN 4000870 920138
920.13



Brushed iron Acero Mate Ferro spazzolato

max. 25 W

EAN 4000870 920145
920.14



Quality Line Energy Saving 230V E27 Metal Metal Metallo



White Blanco Bianco

max. 25 W

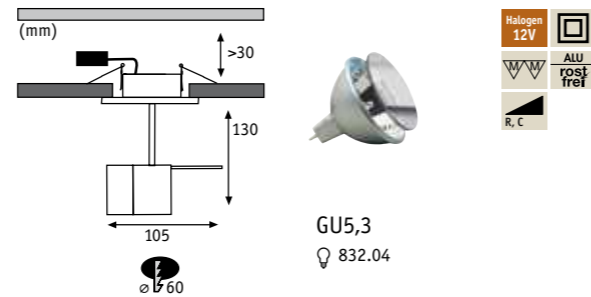
EAN 4000870 920091
920.09



Brushed iron Acero Mate Ferro spazzolato

max. 25 W

EAN 4000870 920114
920.11



Halogen 12V
ALU
rostfrei
R, C

GU5,3
832.04

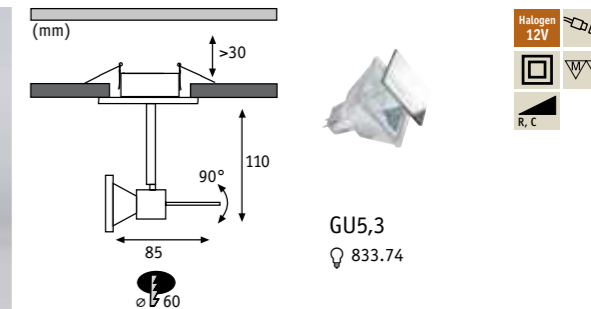
Quality Line EasyPower

Aluminium Zinc Aluminio-zinc Zinco-Alluminio



Chrome matt Cromo mate Cromo opaco

incl. 3x50 W
3x675 lm, 2900 K
38°, 1800 cd
incl. 150 VA
EAN 4000870 937020
937.02



Halogen 12V
R, C

GU5,3
833.74

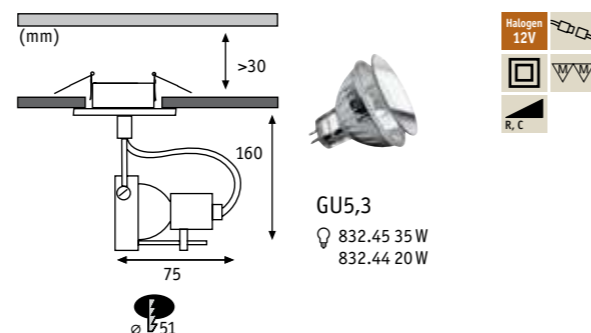
Quality Line Cumin

Metal Metal Metallo



Chrome matt Cromo mate Cromo opaco

incl. 3x35 W
3x324 lm, 2900 K
60°, 310 cd
incl. 105 VA
EAN 4000870 994191
994.19



Halogen 12V
R, C

GU5,3
832.45 35 W
832.44 20 W

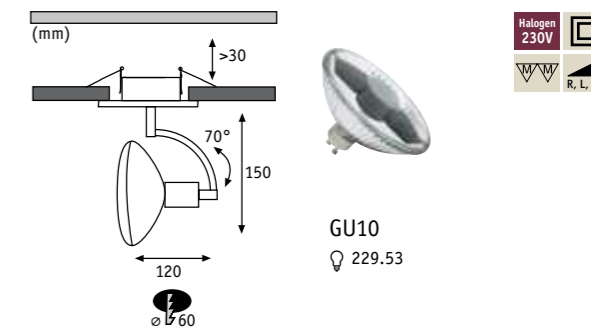
Quality Line Techno

Metal Metal Metallo



Brushed iron Acero Mate Ferro spazzolato

incl. 3x35 W
3x430 lm, 2900 K
38°, 1100 cd
incl. 105 VA
EAN 4000870 989029
989.02



Halogen 230V
R, L, C

GU10
229.53

Quality Line Roncalli

Metal Metal Metallo



Chrome matt Cromo mate Cromo opaco

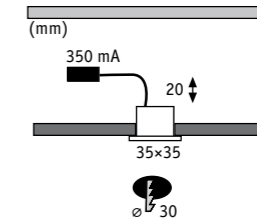
incl. 3x50 W
3x207 lm, 2900 K
24°, 1300 cd
EAN 4000870 994238
994.23



Micro Line

For installation in and on furniture Para la instalación y el montaje en muebles Per l'incasso e il montaggio su mobili

Application areas: Living room, kitchen, shelves, wooden ceilings, display cases	Ámbitos de aplicación: Salón, cocina, estanterías, techos de madera, vitrinas	Impiego: Soggiorno, cucina, librerie, soffitti in legno, vetrine
▶ Super-flat, minimal installation depth	▶ ¡Súper plano, profundidad mínima para empotrar	▶ Ultrapiatto, minima profondità d'installazione
▶ Surface-mounted variants	▶ Variantes de montaje	▶ Varianti di composizione
▶ Protection against water up to IP44	▶ Protección contra el agua hasta IP44	▶ Protezione dall'acqua fino a IP44



Micro Line Mini LED

Alu Aluminium Alluminio



Chrome Cromo Cromo

incl. 5x1 W

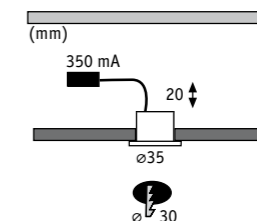
60 lm, 2700 K

∠ 75°, 45 cd

incl. 6 VA

EAN 4000870 935507

935.50 new



Micro Line Mini LED

Alu Aluminium Alluminio



Chrome Cromo Cromo

incl. 5x1 W

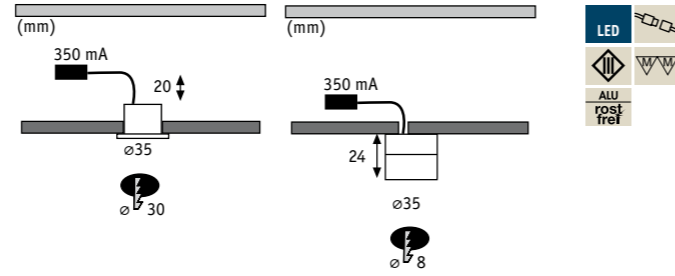
60 lm, 2700 K

∠ 75°, 45 cd

incl. 6 VA

EAN 4000870 935514

935.51 new



Micro Line Bitsy

Alu Aluminium Alluminio



White Blanco Bianco

incl. 1x1,2 W

98 lm, 2700 K

22°, 483 cd

EAN 4000870 925829

925.82 new



Alu Aluminium Alluminio

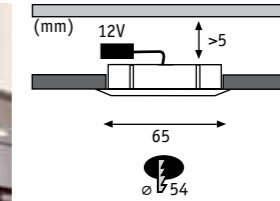
incl. 1x1,2 W

98 lm, 2700 K

22°, 483 cd

EAN 4000870 925836

925.83 new



Micro Line LED

Metal Metal Metallo



White Blanco Bianco

incl. 3x1 W

34 lm, 2700 K

incl. 3,6 VA

EAN 4000870 998151

998.15



Brushed iron Acero Mate Ferro spazzolato

incl. 3x1 W

34 lm, 2700 K

incl. 3,6 VA

EAN 4000870 998120

998.12



Chrome Cromo Cromo

incl. 3x1 W

34 lm, 2700 K

incl. 3,6 VA

EAN 4000870 998144

998.14



Gold Oro Oro

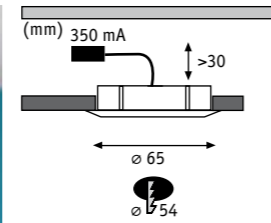
incl. 3x1 W

34 lm, 2700 K

incl. 3,6 VA

EAN 4000870 998137

998.13



Micro Line LED

☒ Metal Metal Metallo



☞ White Blanco Bianco

incl. 1x4,5 W	incl. 3x4,5 W
305 lm, 2700 K	305 lm, 2700 K
☞ 180°	☞ 180°
incl. 6 VA	incl. 12 VA
EAN 4000870 935552	EAN 4000870 935545
935.55 ☞ new	935.54 new




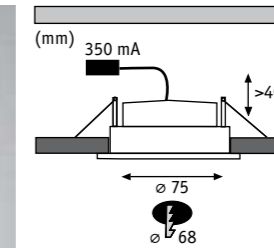
☞ Brushed iron Acero Mate Ferro spazzolato

incl. 1x4,5 W	incl. 3x4,5 W
305 lm, 2700 K	305 lm, 2700 K
☞ 180°	☞ 180°
incl. 6 VA	incl. 12 VA
EAN 4000870 935569	EAN 4000870 935538
935.56 ☞ new	935.53 new



☞ Chrome Cromo Cromo

incl. 1x4,5 W	incl. 3x4,5 W
305 lm, 2700 K	305 lm, 2700 K
☞ 180°	☞ 180°
incl. 6 VA	incl. 12 VA
EAN 4000870 935576	EAN 4000870 935521
935.57 ☞ new	935.52 new



Micro Line Flat LED

☒ Alu Aluminio Alluminio



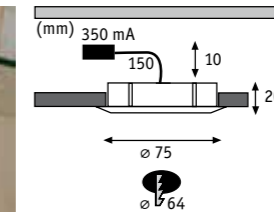
☞ Matt white Blanco mate Bianco opaco

incl. 1x3,6 W
240 lm, 2700 K
☞ 25°, 1216 cd
EAN 4000870 925881
925.88 ☞ new



☞ Nickel Soft Níquel mate Nichel opaco

incl. 1x3,6 W
240 lm, 2700 K
☞ 25°, 1216 cd
EAN 4000870 926031
926.03 ☞ new



Micro Line HighPower LED

☒ Alu Aluminio Alluminio

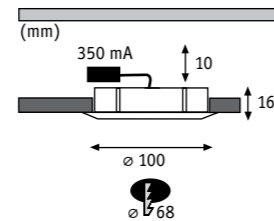


☞ Chrome matt Cromo mate Cromo opaco

incl. 1x3 W	incl. 3x3 W
3000 K	3000 K
☞ 100°, 70 cd	☞ 100°, 70 cd
incl. 3 VA	incl. 12 VA
EAN 4000870 935484	EAN 4000870 935446
935.48 ☞ new	935.44



incl. 3x3 W
6500 K
☞ 100°, 70 cd
incl. 12 VA
EAN 4000870 983515
983.51



Micro Line Deco LED

☒ Metal Metal Metallo


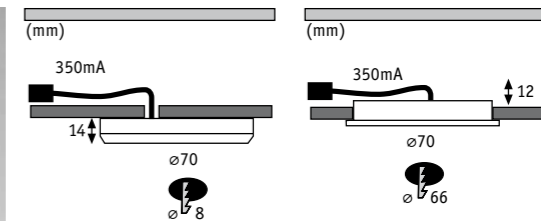


☞ Chrome matt/Clear Cromo mate/Claro Cromo opaco/Chiaro

incl. 1x3 W	incl. 3x3 W
3000 K	3000 K
☞ 110°, 75 cd	☞ 110°, 75 cd
incl. 3 VA	incl. 12 VA
EAN 4000870 935491	EAN 4000870 935439
935.49 new	935.43



incl. 3x3 W
6500 K
☞ 110°, 75 cd
incl. 12 VA
EAN 4000870 983522
983.52



Micro Line LED Plane

☒ Metal Metal Metallo



☞ White Blanco Bianco

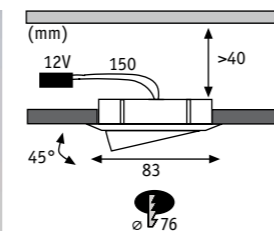
incl. 1x3 W
235 lm, 2700 K
☞ 120°, 72 cd

EAN 4000870 925867
925.86 **new**



☞ Alu Aluminio Alluminio

incl. 1x3 W	incl. 3x3 W
235 lm, 2700 K	235 lm, 2700 K
☞ 120°, 72 cd	☞ 120°
	incl. 12 VA
EAN 4000870 925874	EAN 4000870 935460
925.87 new	935.46 new



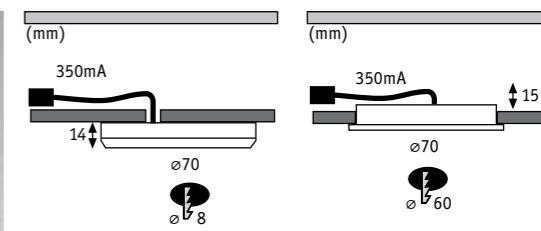
Micro Line drilled Alu LED

☒ Alu Aluminio Alluminio



☞ Aluminium rotated Aluminio torneado Alluminio tornito

incl. 1x3 W	incl. 3x3 W
3000 K	3000 K
☞ 30°, 613 cd	☞ 30°, 613 cd
incl. 3 VA	incl. 12 VA
EAN 4000870 935422	EAN 4000870 935415
935.42	935.41



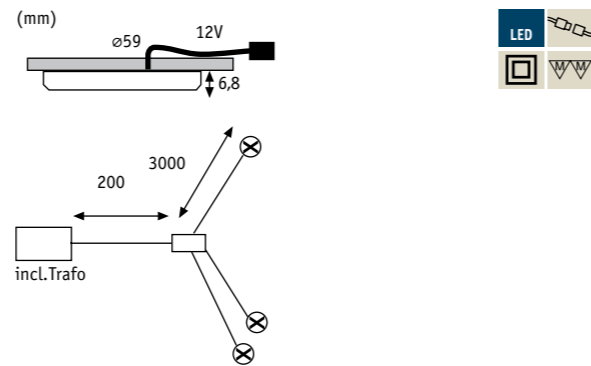
Micro Line LED Platy

☒ Metal Metal Metallo



☞ Alu Aluminio Alluminio

incl. 3x3 W
244 lm, 2700 K
☞ 180°
incl. 12 VA
EAN 4000870 935477
935.47 **new**



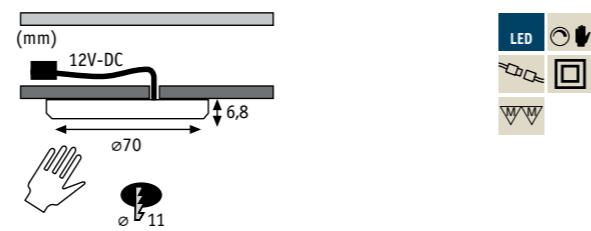
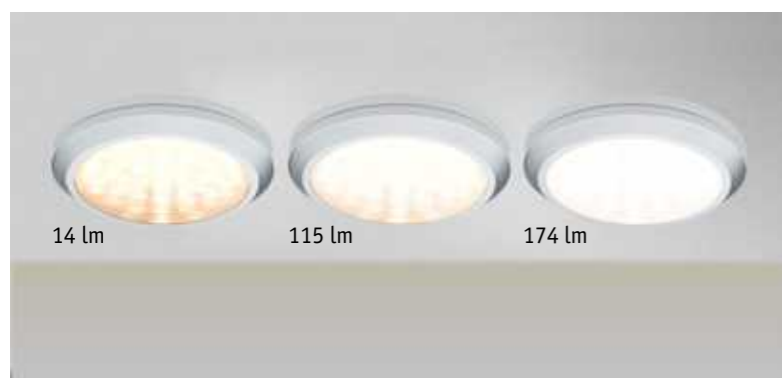
Micro Line LED Plastic Plástico Plastica



White Blanco Bianco
incl. 3×1,22 W
 6500 K
 6,8 cd
 incl. 12 VA
 EAN 4000870 994924
994.92



Chrome matt Cromo mate Cromo opaco
incl. 3×1,22 W
 6500 K
 6,8 cd
 incl. 12 VA
 EAN 4000870 987759
987.75

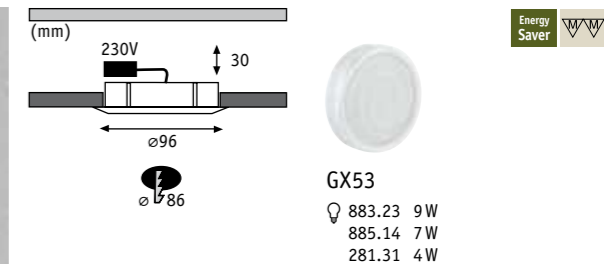


Micro Line Multi LED dimmbar Metal Metal Metallo



Chrome matt Cromo mate Cromo opaco
incl. 5×2,8 W
 14, 115, 174 lm,
 3000 K
 < 120°
 incl. 20 VA
 EAN 4000870 935453
935.45 new

Trafo/Power Supply = 382-391
 Accessories = 376-381



Micro Line Disc 230V GX53 Metal Metal Metallo

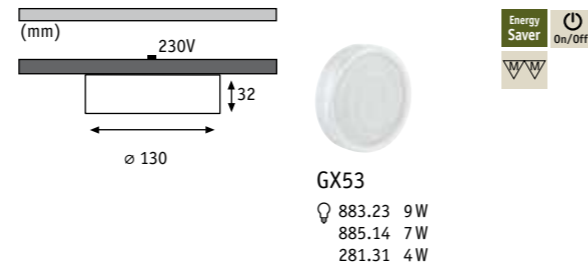


White Blanco Bianco
incl. 3×9 W
 3×320 lm, 2700 K
 < 100°
 EAN 4000870 983423
983.42



Brushed iron Acero Mate Ferro spazzolato
incl. 3×9 W
 3×320 lm, 2700 K
 < 100°
 EAN 4000870 983416
983.41

Trafo/Power Supply = 382-391
 Accessories = 376-381



Micro Line Energy Saving 230V GX53 Metal Metal Metallo

Brushed iron Acero Mate Ferro spazzolato



max. 13 W

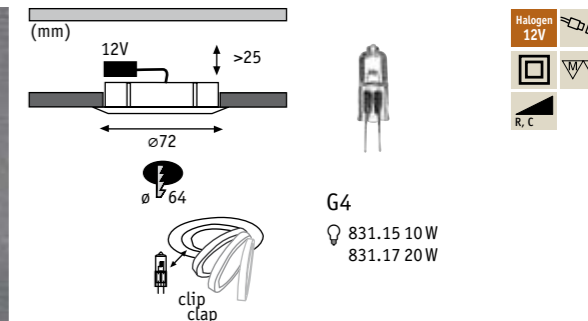
EAN 4000870 930014
930.01



incl. 3×9 W

3×320 lm, 2700 K
⊘ 100°

EAN 4000870 986325
986.32



Micro Line Klipp Klapp Metal/Glass Metal/Cristal Metallo/Vetro

White Blanco Bianco

max. 1×20 W

EAN 4000870 984666
984.66



Brushed iron Acero Mate Ferro spazzolato

max. 1×20 W

incl. 3×20 W

3×254 lm, 2900 K

EAN 4000870 984079
984.07

incl. 70 VA
EAN 4000870 984093
984.09



Chrome Cromo Cromo

max. 1×20 W

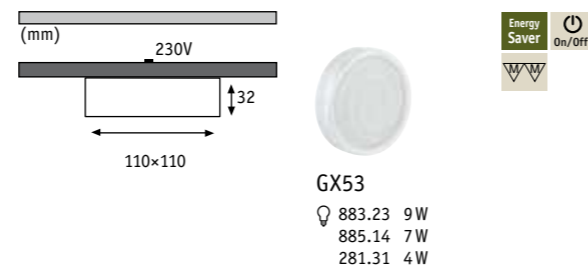
EAN 4000870 984024
984.02



Gold Oro Oro

max. 1×20 W

EAN 4000870 984727
984.72



Micro Line Energy Saving 230V GX53 Metal Metal Metallo

Brushed iron Acero Mate Ferro spazzolato



max. 13 W

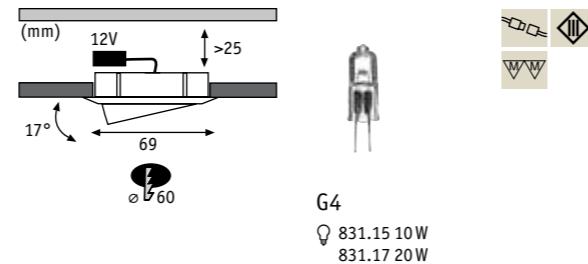
EAN 4000870 930038
930.03



incl. 3×9 W

3×320 lm, 2700 K
⊘ 100°

EAN 4000870 986387
986.38



Micro Line Swivel Metal/Glass Metal/Cristal Metallo/Vetro



Black Negro Nero

max. 1×20 W

EAN 4000870 984710
984.71



White Blanco Bianco

max. 1×20 W

EAN 4000870 984734
984.73



Brushed iron Acero Mate Ferro spazzolato

max. 1×20 W

EAN 4000870 984741
984.74



Chrome Cromo Cromo

max. 1×20 W

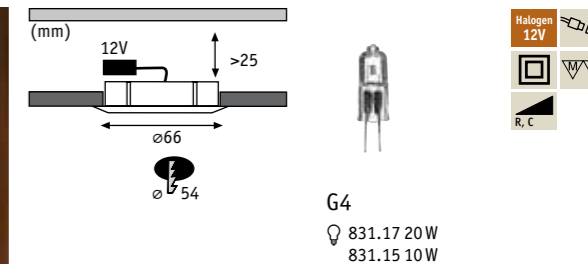

EAN 4000870 984765
984.76



Gold Oro Oro

max. 1×20 W

EAN 4000870 984789
984.78



Micro Line Structure Metal/Glass Metal/Cristal Metallo/Vetro



White Blanco Bianco

max. 1×20 W **incl. 3×20 W**
3×254 lm, 2900 K

EAN 4000870 984321 **incl. 70 VA**
984.32 EAN 4000870 984031 **984.03**



Brushed iron Acero Mate Ferro spazzolato

max. 1×20 W **incl. 3×20 W**
3×254 lm, 2900 K

EAN 4000870 984499 **incl. 70 VA**
984.49 EAN 4000870 984048 **984.04**



Chrome Cromo Cromo

max. 1×20 W **incl. 3×20 W**
3×254 lm, 2900 K

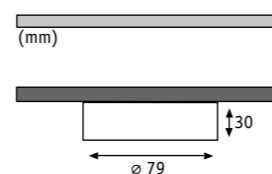
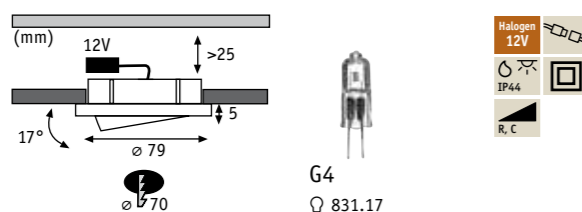
EAN 4000870 984628 **incl. 70 VA**
984.62 EAN 4000870 984062 **984.06**



Gold Oro Oro

max. 1×20 W

EAN 4000870 984826
984.82



Micro Line IP44 Downlight Alu/Glass Aluminium/Cristal Alluminio/Vetro **Micro Line** Metal Metal Metallo

- ▶ The splash guard (IP44) is ideal for use in damp rooms and near showers, sinks, etc.
- ▶ Al ser resistente a salpicaduras de agua (IP44), es ideal para el montaje en espacios húmedos, cerca de duchas, lavabos, etc.
- ▶ La protezione dagli spruzzi d'acqua (IP44) è ideale per l'impiego in ambienti umidi e nelle vicinanze di docce, vasche da bagno ecc.



White Blanco Bianco

max. 20 W **incl. 3x20 W**
3x254 lm, 2900 K

incl. 60 VA
EAN 4000870 985687 **985.68**
EAN 4000870 985694 **985.69**



Chrome matt Cromo mate Cromo opaco

max. 20 W **incl. 3x20 W**
3x254 lm, 2900 K

incl. 60 VA
EAN 4000870 986028 **986.02**
EAN 4000870 986035 **986.03**



Brushed iron Acero Mate Ferro spazzolato

max. 20 W **incl. 3x20 W**
3x254 lm, 2900 K

incl. 60 VA
EAN 4000870 985700 **985.70**
EAN 4000870 985717 **985.71**



Chrome Cromo Cromo

max. 20 W **incl. 3x20 W**
3x254 lm, 2900 K

incl. 60 VA
EAN 4000870 985724 **985.72**
EAN 4000870 985731 **985.73**

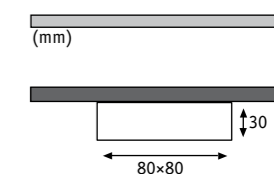
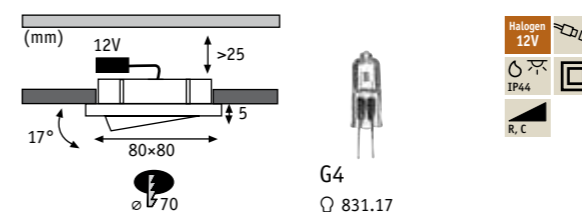



EAN 4000870 985748 **985.74**

EAN 4000870 986066 **986.06**

EAN 4000870 985755 **985.75**

EAN 4000870 985762 **985.76**



Micro Line IP44 Downlight Alu/Glass Aluminium/Cristal **Micro Line** Metal Metal Metallo

- ▶ The splash guard (IP44) is ideal for use in damp rooms and near showers, sinks, etc.
- ▶ Al ser resistente a salpicaduras de agua (IP44), es ideal para el montaje en espacios húmedos, cerca de duchas, lavabos, etc.
- ▶ La protezione dagli spruzzi d'acqua (IP44) è ideale per l'impiego in ambienti umidi e nelle vicinanze di docce, vasche da bagno ecc.



White Blanco Bianco

max. 20 W **incl. 3x20 W**
3x254 lm, 2900 K

incl. 60 VA
EAN 4000870 935293 **935.29**
EAN 4000870 935309 **935.30**



Chrome matt Cromo mate Cromo opaco

max. 20 W **incl. 3x20 W**
3x254 lm, 2900 K

incl. 60 VA
EAN 4000870 935330 **935.33**
EAN 4000870 935347 **935.34**



Brushed iron Acero Mate Ferro spazzolato

max. 20 W **incl. 3x20 W**
3x254 lm, 2900 K

incl. 60 VA
EAN 4000870 935316 **935.31**
EAN 4000870 935323 **935.32**



Chrome Cromo Cromo

max. 20 W **incl. 3x20 W**
3x254 lm, 2900 K

incl. 60 VA
EAN 4000870 935354 **935.35**
EAN 4000870 935361 **935.36**

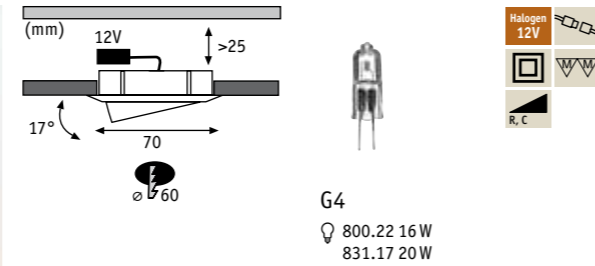


EAN 4000870 935378 **935.37**

EAN 4000870 935392 **935.39**

EAN 4000870 935385 **935.38**

EAN 4000870 935408 **935.40**



Micro Line Dress Alu Aluminio Alluminio



White Blanco Bianco

max. 20W	incl. 3×20W 3×254 lm, 2900 K	incl. 5×20W 5×254 lm, 2900 K
EAN 4000870 935286 935.28	incl. 60 VA EAN 4000870 935231 935.23	incl. 105 VA EAN 4000870 935187 935.18



Chrome matt Cromo mate Cromo opaco

max. 20W	incl. 3×20W 3×254 lm, 2900 K	incl. 5×20W 5×254 lm, 2900 K
EAN 4000870 935279 935.27	incl. 60 VA EAN 4000870 935224 935.22	incl. 105 VA EAN 4000870 935170 935.17



Brushed iron Acero Mate Ferro spazzolato

max. 20W	incl. 3×20W 3×254 lm, 2900 K	incl. 5×20W 5×254 lm, 2900 K
EAN 4000870 935262 935.26	incl. 60 VA EAN 4000870 935217 935.21	incl. 105 VA EAN 4000870 935163 935.16



Chrome Cromo Cromo

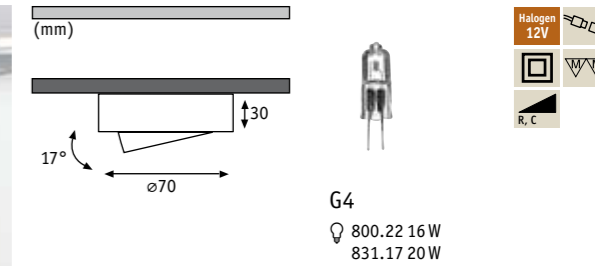
max. 20W	incl. 3×20W 3×254 lm, 2900 K	incl. 5×20W 5×254 lm, 2900 K
EAN 4000870 935255 935.25	incl. 60 VA EAN 4000870 935200 935.20	incl. 105 VA EAN 4000870 935156 935.15



Gold Oro Oro

max. 20W	incl. 3×20W 3×254 lm, 2900 K
EAN 4000870 935248 935.24	incl. 60 VA EAN 4000870 935194 935.19

Trafo/Power Supply 382-391
Accessories 376-381



Micro Line Dress Alu Aluminio Alluminio



White Blanco Bianco

max. 20W	incl. 3×20W 3×254 lm, 2900 K
EAN 4000870 935149 935.14	incl. 60 VA EAN 4000870 935095 935.09



Brushed iron Acero Mate Ferro spazzolato

max. 20W	incl. 3×20W 3×254 lm, 2900 K
EAN 4000870 935125 935.12	incl. 60 VA EAN 4000870 935071 935.07



Chrome Cromo Cromo

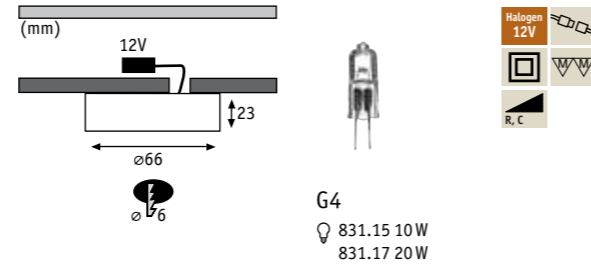
max. 20W	incl. 3×20W 3×254 lm, 2900 K
EAN 4000870 935118 935.11	incl. 60 VA EAN 4000870 935064 935.06



Gold Oro Oro

max. 20W
EAN 4000870 935101 935.10

Trafo/Power Supply 382-391
Accessories 376-381



Micro Line 12V Metal Metal Metallo



Brushed iron Acero Mate Ferro spazzolato

incl. 3×20W
3×254 lm, 2900 K

incl. 70 VA
EAN 4000870 984291
984.29




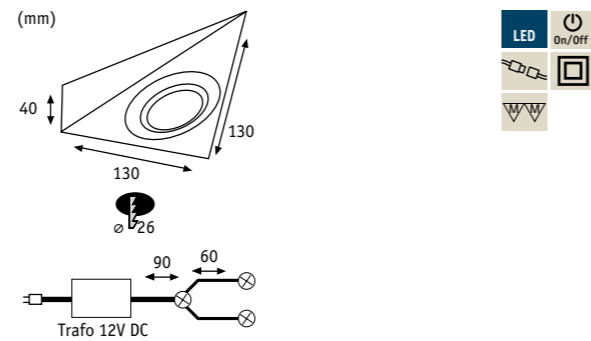
Micro Line Energy Saving 230V GX53 Triangle Metal Metal Metallo



Brushed iron Acero Mate Ferro spazzolato

incl. 1×9W
320 lm, 2700 K
∠ 100°

EAN 4000870 983430
983.43



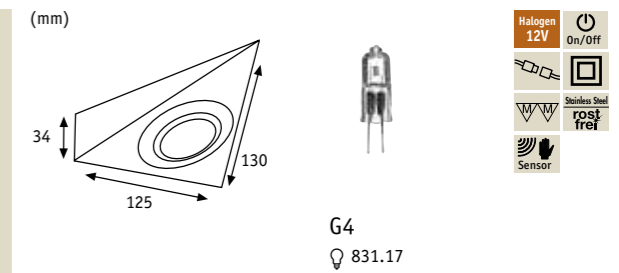
Micro Line LED Triangle Metal/Glass Metal/Cristal Metallo/Vetro



Brushed iron Acero Mate Ferro spazzolato

incl. 3×1W
34 lm, 2700 K
∠ 120°

incl. 12 VA
EAN 4000870 985182
985.18



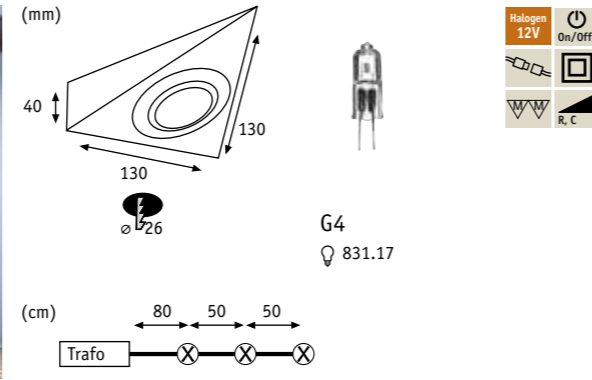
Micro Line 12V G4 Triangle Sensor Stainless steel/Glass INOX/Cristal Acciaio legato/Vetro



Stainless steel INOX Acciaio legato

incl. 3×20W
3×254 lm, 2900 K

incl. 60 VA
EAN 4000870 935002
935.00



Micro Line 12V G4 Triangle Metal/Glass Metal/Cristal Metallo/Vetro



White Blanco Bianco

incl. 3x20W
3x254 lm, 2900 K

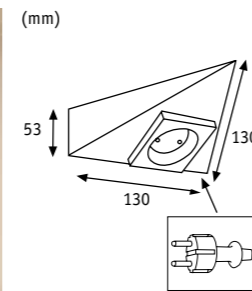
incl. 60 VA
EAN 4000870 983973
983.97



Brushed iron Acero Mate Ferro spazzolato

incl. 3x20W
3x254 lm, 2900 K

incl. 60 VA
EAN 4000870 983980
983.98



Micro Line Triangle Socket Metal Metal Metallo



Brushed iron Acero Mate Ferro spazzolato

230 V
EAN 4000870 985229
985.22

Trafo/Power Supply = 382-391
Accessories = 376-381

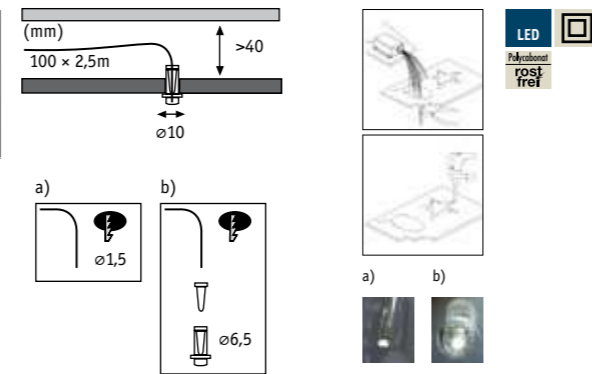


Star Line


Starry sky Cielo estrellado Cielo stellato



Application areas: Living room, bathroom, kitchen	Ámbitos de aplicación: Salón, baño, cocina	Impiego: Soggiorno, bagno, cucina
► Creative design-possibilities	► Creativas posibilidades de diseño	► Possibilità di allestimenti creativi
► Minimum installation depth	► Mínima profundidad de instalación	► Minima profondità d'incasso
► Easy mounting thanks to plug-in connectors	► Montaje fácil con conector	► Facile montaggio con connettori a innesto



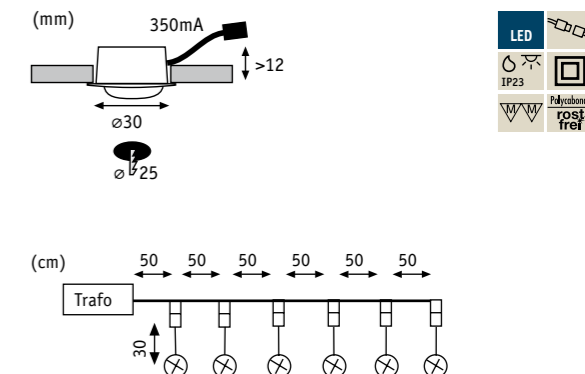
SkyLight Polycarbonate Policarbonato Policarbonato



Transparente Trasparente Trasparente

incl. 1x1 W
6500 K

EAN 4000870 921838
921.83



Star Line LED Polycarbonate Policarbonato Policarbonato



White Blanco Bianco

incl. 6x1 W
6500 K


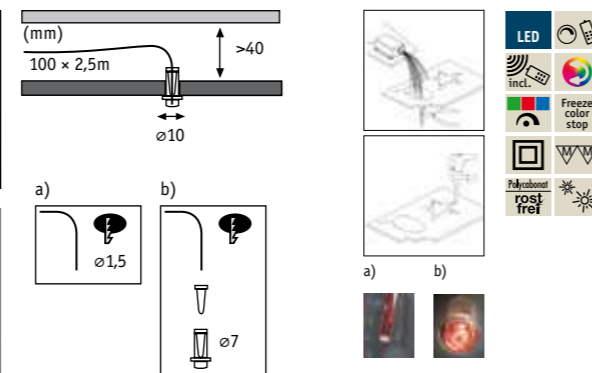
45°, 6x47 cd
incl. 6 VA
EAN 4000870 987315
987.31



Chrome matt Cromo mate Cromo opaco

incl. 6x1 W
6500 K

45°, 6x47 cd
incl. 6 VA
EAN 4000870 988664
988.66



SkyLight RGB Polycarbonate Policarbonato Policarbonato

- ▶ Light fibre set with IR remote control:
- ▶ 100 light fibres.
- ▶ 5 speeds, 6 brightness settings, 4 RGB functions, 7 colours

- ▶ Kit de fibra óptica con mando a distancia por infrarrojos:
- ▶ 100 fibras
- ▶ 5 velocidades, 6 niveles de claridad, 4 funciones RGB, 7 colores

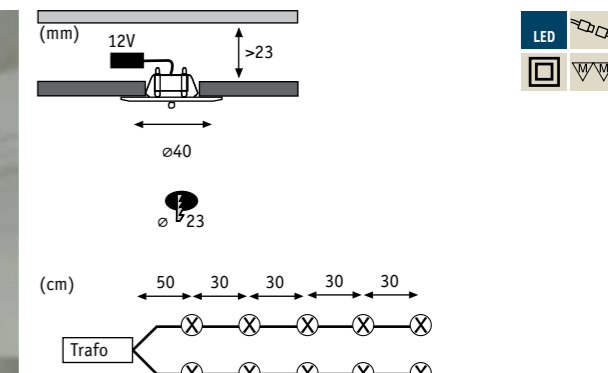
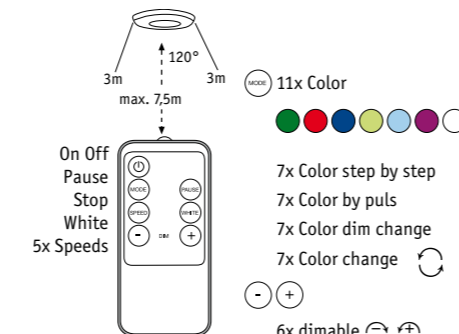
- ▶ Set di fibre luminose con telecomando a infrarossi:
- ▶ 100 fibre ottiche.
- ▶ 5 velocità, 6 livelli di luminosità, 4 funzioni RGB, 7 colori



Multicolour Multicolor Multicolore

incl. 1x3 W

EAN 4000870 922095
922.09



Star Line LED Metal Metal Metallo



Chrome Cromo Cromo

incl. 10x0,25 W
3000 K


incl. 7 VA
EAN 4000870 998106
998.10



Brushed iron Acero Mate Ferro spazzolato

incl. 10x0,25 W
3000 K

incl. 15 VA
EAN 4000870 998113
998.11




Star Line LED Metal Metal Metallo



Brushed iron Acero Mate Ferro spazzolato

incl. 5x1 W
5x85 lm, 3000 K

incl. 7 VA
EAN 4000870 925454
925.45




Star Line Step Metal Metal Metallo



Alu/Satin Aluminio/Satinada Alluminio/Satinato

incl. 3x1 W
50 lm, 3000 K

incl. 3 VA
EAN 4000870 925447
925.44



Star Line 12V Metal Metal Metallo



Chrome Cromo Cromo

incl. 10x10 W
10x95 lm, 2900 K


incl. 105 VA
EAN 4000870 985618
985.61



Brushed iron Acero Mate Ferro spazzolato

incl. 10x10 W
10x95 lm, 2900 K

incl. 105 VA
EAN 4000870 985410
985.41



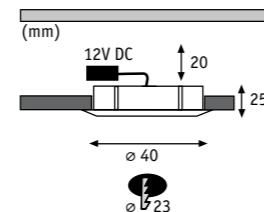
Star Line Saturn Metal/Plastic Metal/Plástico Metallo/Plastica



Satin Satinada Satinato

incl. 10x0,16 W
6500 K

incl. 12 VA
EAN 4000870 988909
988.90



Star Line Saturn RGB Metal/Plastic Metal/Plástico Metallo/Plastica

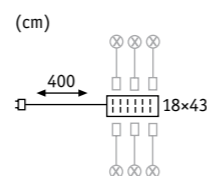
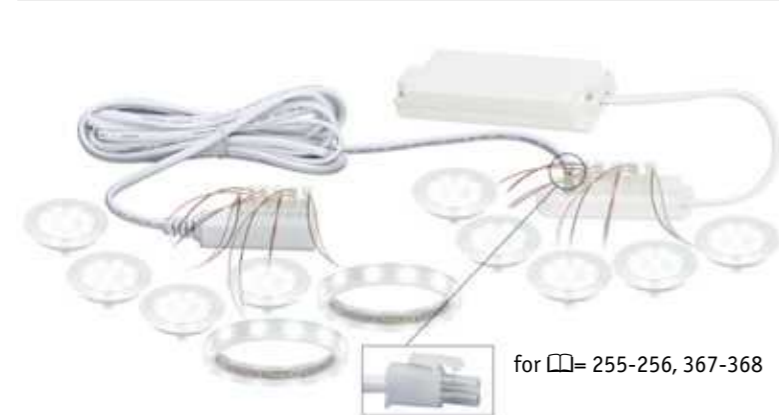
- ▶ Saturn set with IR remote control
- ▶ 5 speeds, 6 brightness settings, 4 RGB functions, 7 colours
- ▶ Saturnset con mando a distancia de IR:
- ▶ 5 velocidades, 6 niveles de claridad, 4 funciones RGB, 7 colores
- ▶ Set Saturn con telecomando a infrarossi:
- ▶ 5 velocità, 6 livelli di luminosità, 4 funzioni RGB, 7 colori



Satin Satinada Satinato

incl. 10x0,6W

incl. 12VA
EAN 4000870 988893
988.89



AMP Connector 4m Plastic Plástico Plastica

White Blanco Bianco

EAN 4000870 988930
988.93



Trafo/Power Supply □= 382-391
Accessories □= 376-381




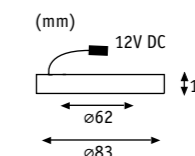
Star Line LED Ring Polycarbonate Policarbonato Policarbonato



Daylight Luz día Luce giorno

incl. 1x1,5W
6400K

EAN 4000870 988879
988.87




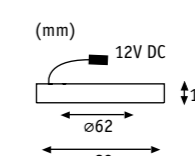
Star Line LED Ring Polycarbonate Policarbonato Policarbonato



Warm white Blanco cálido Bianco caldo

incl. 1x1,5W
2700K

EAN 4000870 988633
988.63



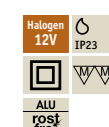
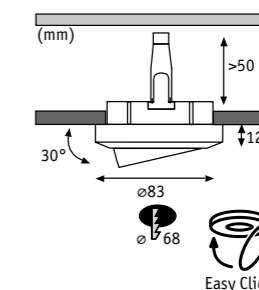
Star Line LED Ring Set Aluminium Zinc Aluminio-zinc Zinco-Alluminio



Brushed iron Acero Mate Ferro spazzolato

incl. 3x20W /
3x1,5W

3x164 lm, 2700K
38°, 700 cd
incl. 60VA
EAN 4000870 937327
937.32



Trafo/Power Supply □= 382-391
Accessories □= 376-381



Star Line LED Ring RGB Set Polycarbonate Polycarbonato Polycarbonato



Multicolour Multicolor Multicolore


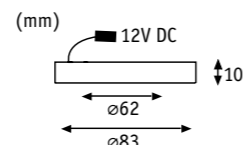
incl. 3x2 W
incl. 12 VA
EAN 4000870 937396
937.39

Star Line LED Ring RGB Extra Polycarbonate Polycarbonato Polycarbonato



Multicolour Multicolor Multicolore

incl. 1x2 W
EAN 4000870 937389
937.38



Star Line LED Ring RGB Set Alu Aluminium Alluminio



Brushed iron Acero Mate Ferro spazzolato

incl. 3x20 W / 3x2 W
3x164 lm, 2900 K
38°, 700 cd
incl. 60 VA
EAN 4000870 937600
937.60 new

Trafo/Power Supply 382-391
Accessories 376-381

*Combine them yourself! Everything is possible!
;Haga sus propias combinaciones! Todo es posible!
Scegliete da soli le combinazioni! Tutto è possibile!*

- ▶ Unique competence on the smallest surface
- ▶ 4 technologies, 3 IP protective classes on one unit
- ▶ Proven, successful concept
- ▶ Extraordinaria competencia en la mínima superficie
- ▶ 4 técnicas, 3 clases de protección IP en una unidad
- ▶ Concepto probado y exitoso
- ▶ Una competenza straordinaria su una piccolissima superficie
- ▶ 4 tecniche, 3 gradi di protezione IP in una sola unità
- ▶ Concezione di successo e di provata efficacia



Mounting rings
(Spot-Set)

Aros de montaje
(Spot-Set)

Anelli per montaggio
(Spot-Set)

Choose your light
(Basic)

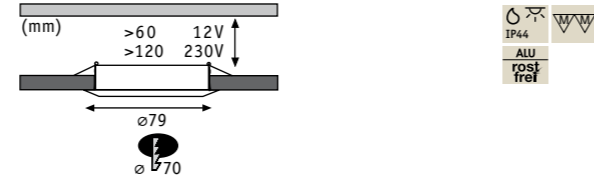
Seleccione su luz
(Basic)

Scegliete la vostra luce
(Basic)

Install – plug together
The custom light solution is ready
And what is your taste in lighting?

instalar - acoplar
La solución lumínica individual está
lista.
¿Y qué tipo de luz le gusta?

Installare - assemblare
La vostra soluzione di illuminazione è
pronta!
Che gusti avete in fatto di luce?



Basic □= 374-375

2Easy Spot-Set Premium

Aluminium Zinc Aluminio-zinc Zinco-Alluminio

White Blanco Bianco

Brushed iron Acero Mate Ferro spazzolato

Chrome Cromo Cromo

Gold Oro Oro



EAN 4000870 997390
997.39



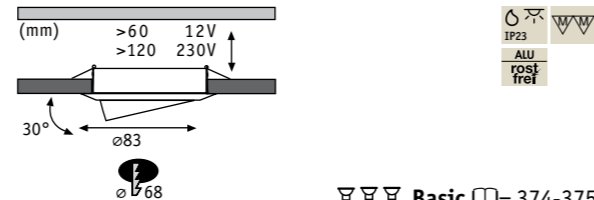
EAN 4000870 997383
997.38



EAN 4000870 997406
997.40



EAN 4000870 997413
997.41



Basic □= 374-375

2Easy Spot-Set Premium

Aluminium Zinc Aluminio-zinc Zinco-Alluminio

Black matt Negro mate Nero opaco

White Blanco Bianco

Brushed iron Acero Mate Ferro spazzolato



EAN 4000870 925904
925.90 new



EAN 4000870 997420
997.42



EAN 4000870 997437
997.43

Chrome Cromo Cromo

Gold Oro Oro

Brushed brass Latón mateado Ottone spazzolato



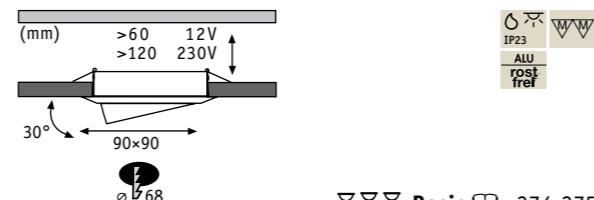
EAN 4000870 997444
997.44



EAN 4000870 997451
997.45



EAN 4000870 926178
926.17 new



Basic □= 374-375

2Easy Spot-Set Premium

Aluminium Zinc Aluminio-zinc Zinco-Alluminio

Black matt Negro mate Nero opaco

Matt white Blanco mate Bianco opaco

Brushed iron Acero Mate Ferro spazzolato

Brushed brass Latón mateado Ottone spazzolato



EAN 4000870 925935
925.93 new



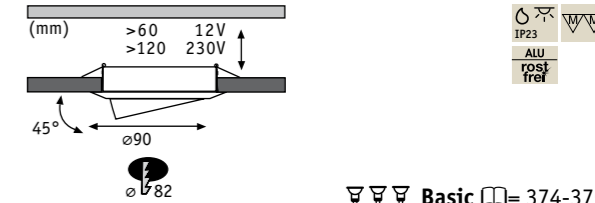
EAN 4000870 925911
925.91 new



EAN 4000870 925928
925.92 new



EAN 4000870 926161
926.16 new



Basic □= 374-375


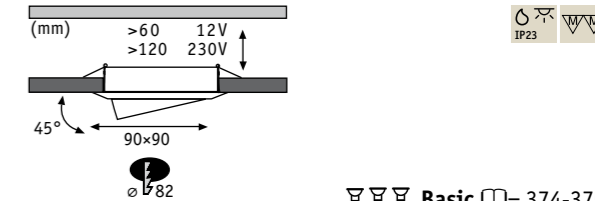
2Easy Spot-Set Premium

Alu Aluminio Alluminio

Aluminium rotated Aluminio torneado Alluminio tornito



EAN 4000870 925942
925.94 new



Basic □= 374-375

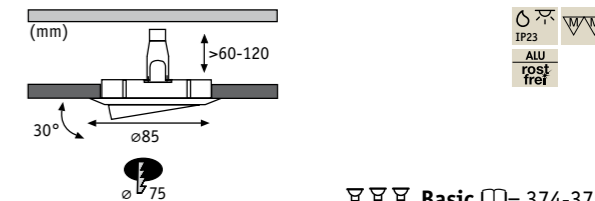
2Easy Spot-Set Premium

Alu Aluminio Alluminio

Brushed alu Aluminio mateado Alluminio spazzolato



EAN 4000870 925959
925.95 new



Basic □= 374-375

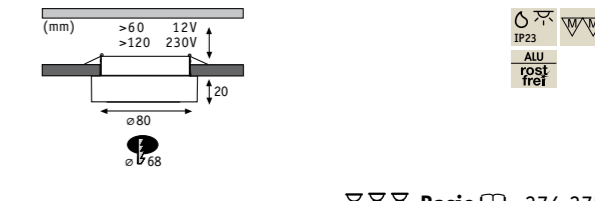
2Easy Spot-Set Premium

Alu Aluminio Alluminio

Aluminium rotated Aluminio torneado Alluminio tornito



EAN 4000870 965283
965.28



Basic □= 374-375

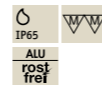
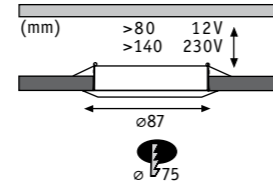
2Easy Spot-Set Premium

Alu Aluminio Alluminio

Alu Aluminio Alluminio



EAN 4000870 925966
925.96 new



Basic □= 374-375

2Easy Spot-Set Premium

Aluminium Zinc Aluminio-zinc Zinco-Alluminio

White Blanco Bianco

Brushed iron Acero Mate Ferro spazzolato Chrome Cromo Cromo



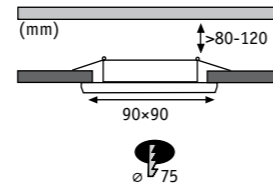
EAN 4000870 997468
997.46



EAN 4000870 997475
997.47



EAN 4000870 997482
997.48



Basic □= 374-375


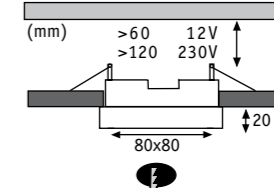
2Easy Spot-Set Premium

Glass/Stainless steel Cristal/INOX Vetro/Acciaio legato

Satin/Chrome Satinada/Cromo Satinato/Cromo



EAN 4000870 965306
965.30



Basic □= 374-375


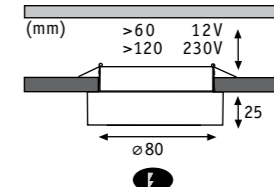
2Easy Spot-Set Premium

Glass Cristal Vetro

Clear Claro Chiaro



EAN 4000870 925973
925.97 new



Basic □= 374-375

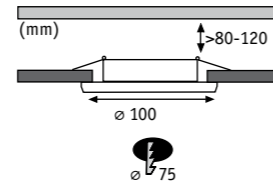
2Easy Spot-Set Premium

Glass Cristal Vetro

Clear Claro Chiaro



EAN 4000870 925980
925.98 new



Basic □= 374-375


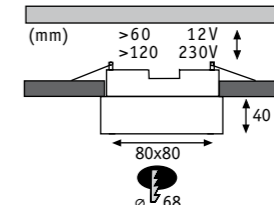
2Easy Spot-Set Premium

Glass/Stainless steel Cristal/INOX Vetro/Acciaio legato

Satin/Chrome Satinada/Cromo Satinato/Cromo



EAN 4000870 965313
965.31



Basic □= 374-375

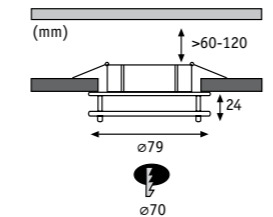
2Easy Spot-Set Premium

Glass Cristal Vetro

Dichroic Dicroico Dicroico



EAN 4000870 926185
926.18 new




incl. 3x Extra
Basic □= 374-375


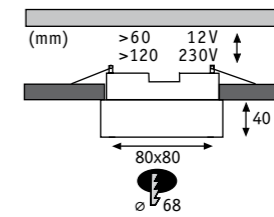
2Easy Spot-Set Premium

Aluminium Zinc/Glass Aluminio-zinc/Cristal Zinco-Alluminio/Vetro

Chrome/Black/Dichroic Cromo/Negro/Dicroico Cromo/Nero/Dicroico



EAN 4000870 926635
926.63 new




Basic □= 374-375

2Easy Spot-Set Premium

Glass Cristal Vetro

Smoke glass Vidrio opaco Vetro opaco



EAN 4000870 926086
926.08 new

Combine them yourself! Everything is possible!
 ;Haga sus propias combinaciones! Todo es posible!
 Scegliete da soli le combinazioni! Tutto è possibile!



2Easy Basic LED 230V

Spot-Set □= 370-373

Daylight Luz día
Luce giorno

incl. 3×1 W
 3×65 lm, 6500 K
 ∠ 20°, 170 cd
 EAN 4000870 997550
997.55

GU10
 ⚡ 280.11

Warm white Blanco cálido
Bianco caldo

incl. 3×1 W
 3×51 lm, 3000 K
 ∠ 20°, 150 cd
 EAN 4000870 965290
965.29

GU10
 ⚡ 280.48

2Easy Basic LED

Spot-Set □= 370-373

Warm white Blanco cálido
Bianco caldo

incl. 3×3,5 W
 3×140 lm, 3000 K
 ∠ 25°, 560 cd
 EAN 4000870 926062
926.06 new

GU10
 ⚡ 281.53

2Easy Basic Power LED

Spot-Set □= 370-373

Warm white Blanco cálido
Bianco caldo

incl. 3×3 W
 3000 K
 ∠ 45°, 275 cd
 incl. 12 VA
 EAN 4000870 925027
925.02

(cm) 100 100 100
 50 50 50
 Trafo 350mA

2Easy Basic LED

Spot-Set □= 370-373

Warm white Blanco cálido
Bianco caldo

incl. 3×5 W
 3000 K
 ∠ 40°, 480 cd
 incl. 16 VA
 EAN 4000870 926079
926.07 new

(cm) 100 100 100
 50 50 50
 Trafo 500mA



2Easy Basic RGB LED

Spot-Set □= 370-373

Multicolour Multicolor Multicolore

incl. 3×3 W
 ∠ 45°
 incl. 15 VA
 EAN 4000870 925041
925.04

(cm) 75 100 100
 Trafo 350mA

2Easy Basic Wellness LED

Spot-Set □= 370-373

Warm white/Neutral white/Daylight
 Blanco cálido/Blanco neutro/
 Luz día Bianco caldo/Bianco neutro/
 Luce giorno

incl. 3×3 W
 2850-8000 K
 ∠ 45°
 incl. 15 VA
 EAN 4000870 925034
925.03

(cm) 75 100 100
 Trafo 350mA

2Easy Basic Halo+ 12V

Spot-Set □= 370-373

Warm white Blanco cálido
Bianco caldo

incl. 3×28 W
 3×192 lm, 3000 K
 ∠ 38°, 1097 cd
 incl. 105 VA
 EAN 4000870 925898
925.89 new

incl. 3×35 W
 3×430 lm, 2900 K
 ∠ 38°, 1100 cd
 incl. 105 VA
 EAN 4000870 997499
997.49

(cm) 50 80 80
 Trafo

2Easy Basic Halo+ 12V

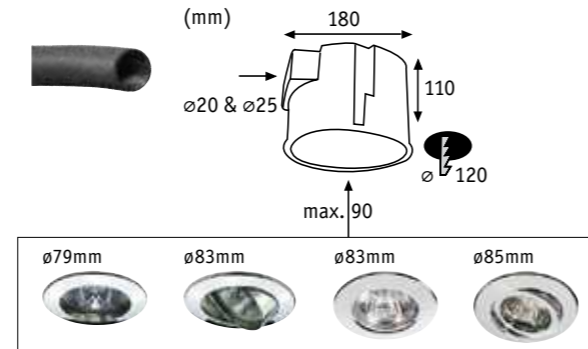
Spot-Set □= 370-373

Warm white Blanco cálido
Bianco caldo

incl. 3×28 W
 3×234 lm, 2900 K
 ∠ 30°, 650 cd
 EAN 4000870 926307
926.30 new

incl. 3×35 W
 3×172 lm, 2900 K
 ∠ 30°, 700 cd
 EAN 4000870 997543
997.54

(cm) 50 80 80
 Trafo



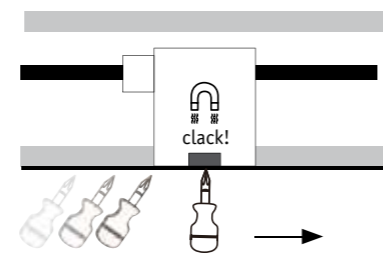
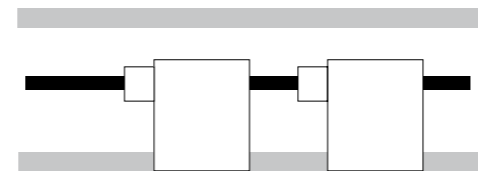
Recessed fitting
Carcasa incorporado
Coppa da incasso

Plastic Plástico Plastica

- ▶ Air tight = suitable for blower door (0,21m³/(hxm)+-10%)
- ▶ Connection for corrugated pipes 20 + 25 mm
- ▶ Additional cable inlet
- ▶ Transformer cut-out removable
- ▶ Centre-point determination possible by magnet
- ▶ Fire retardant, 850°C-tested
- ▶ Hermético = apto para puertas de ventilador (0,21m³/(hxm)+-10%)
- ▶ Conexión para tubo ondulado 20 + 25 mm
- ▶ Pasacables adicional
- ▶ Sección de transformador desmontable
- ▶ Permite determinar el punto central con imán
- ▶ Ignífugo, probado a 850 °C
- ▶ A tenuta d'aria = adatto per blower door (0,21m³/(hxm)+-10%)
- ▶ Collegamento per tubi ondulati 20 + 25 mm
- ▶ Passacavo aggiuntivo
- ▶ Sezione del trasformatore rimovibile
- ▶ Possibilità di rilevamento del punto centrale con magnete
- ▶ Resistenza al fuoco fino a 850 °C testata



Grey Gris Grigio
max. 1x35 W
EAN 4000870 002506
250



Magnet

- ▶ Set of 12 magnets for determining the centre point of recessed socket 250
- ▶ The magnet is reusable
- ▶ Paquete de 12 imanes para determinación del centro de la caja empotrable 250
- ▶ El imán es reutilizable
- ▶ Pacchetto da 12 magneti per l'individuazione del centro della scatola da incasso 250
- ▶ Il magnete è riutilizzabile



Magnet
6 ∅20 mm
EAN 4000870 002513
251 new



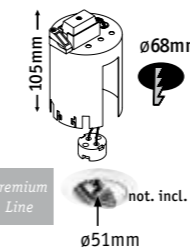
Recessed fitting
Carcasa incorporado
Coppa da incasso

Metal Metal Metallo

- ▶ A recessed fitting is the ideal supplement for any recessed light installation - simply attached to the recessed lighting, it protects, for instance, insulating materials.
- ▶ Halogen socket included
- ▶ Connection with the help of a junction box
- ▶ La cavidad de montaje es el complemento ideal para toda instalación de luces empotrables: basta con acoplarla a la luz empotrable y sirve de protección p.ej. de materiales aislantes.
- ▶ Casquillo de luz halógena incluido
- ▶ Conexión con ayuda de una caja de empalmes
- ▶ La coppa da incasso è l'accessorio ideale per ogni installazione di faretti a incasso - infilata semplicemente sul faretto, protegge ad esempio i materiali isolanti.
- ▶ Attacco lampadina alogena incluso
- ▶ Collegamento tramite scatola di collegamento



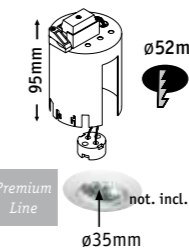
max. 1x35 W
EAN 4000870 002308
230
GX5,3



Premium Line
not. incl.
∅51mm



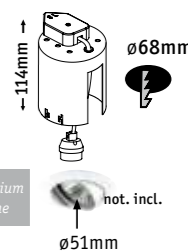
max. 1x20 W
EAN 4000870 002315
231
GX5,3



Premium Line
not. incl.
∅35mm



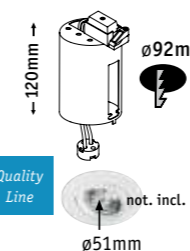
max. 35 W
EAN 4000870 002360
236
GU10



Premium Line
not. incl.
∅51mm



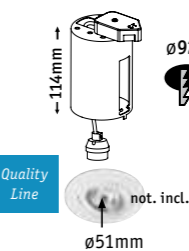
max. 35 W
EAN 4000870 002346
234
GX5,3



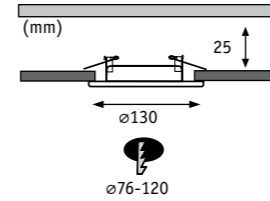
Quality Line
not. incl.
∅51mm



max. 35 W
EAN 4000870 002353
235
GU10



Quality Line
not. incl.
∅51mm



Downlight adapter

☒ Metal Metal Metallo

- ▶ For 51 mm Premium and Quality fixed and swivelling and 35 mm Quality swivelling
 - ▶ For recessed lighting with an outside diameter > 76 mm
 - ▶ Shallow installation depth of only 25 mm
 - ▶ Diameter: 130 mm
- ▶ Premium y Quality de 51 mm en versión rígida y pivotable, Quality de 35 mm pivotable
 - ▶ Para lámparas empotrables de diámetro exterior >76 mm
 - ▶ Mínima profundidad de empotre de solo 25 mm
 - ▶ Diámetro: 130 mm
- ▶ Per Premium e Quality da 51 mm fissi e orientabili e Quality da 35 mm orientabili
 - ▶ Per faretti da incasso con diametro esterno di >76 mm
 - ▶ Profondità minima di incasso ridotta, di soli 25 mm
 - ▶ Diametro: 130 mm



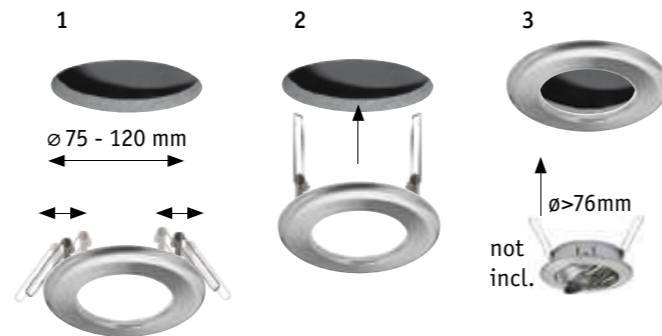
☒ White Blanco Bianco

max. 50 W
EAN 4000870 925058
925.05 ☒

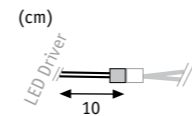


☒ Brushed iron Acero Mate Ferro spazzolato

max. 50 W
EAN 4000870 925065
925.06 ☒

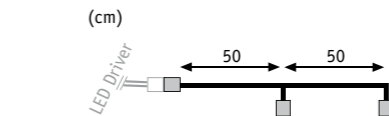


230V LED Driver → 350 mA max. 500 mA 700 mA 3A **for LED-Driver Disc ☒=389**



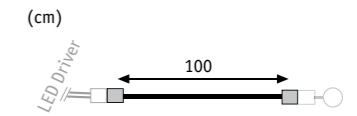
Adapter JST 1x0,1m, 350, 500, 700, 1000mA (2x0,5mm²)

⇔ 0,1 m
EAN 4000870 002285
228 ☒



Adapter JST 1x1m, 350, 500, 700, 1000mA (2x0,5mm²)

⇔ 1 m
EAN 4000870 002292
229 ☒



Adapter JST 1x1m, 350, 500, 700, 1000mA (2x0,5mm²)

⇔ 1 m
EAN 4000870 002339
233 ☒

for ☒= 255-256,367-368

for ☒= 258-259,262-263,264,268-269,390



AMP Connector 4m

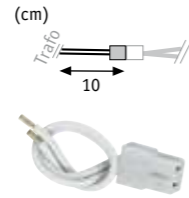
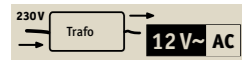
12 V
⇔ 14 mm ⇔ 48 mm ⇔ 28 mm ⇔ 4 m
EAN 4000870 988930
988.93 ☒



Special Line IP65 Connector

max. 100 W
12 V
⇔ 5 m
EAN 4000870 988466
988.46 ☒

☒ Rubber Goma Gomma

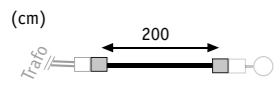


Adapter for transformers with a clamp connection (2x1,5mm²)
Adaptador para transformadores con conexión a presión (2x1,5mm²)
Adattatore per trasformatore con collegamento a morsetti (2x1,5mm²)

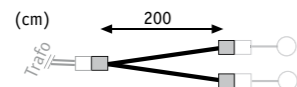
max. 1x150 W
 12 V
 2x1,5 mm² ⇔ 0,1 m
 EAN 4000870 979853
979.85



12V, G4, GX5,3, GY6,35, GU5,3, GU4
 max. 1x50 W, G4 / GX5,3 / GY6,35
 12 V
 ⌀170 ⇔ 15 ⇔ 15 mm
 EAN 4000870 002162
216



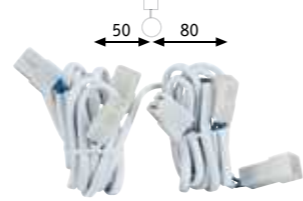
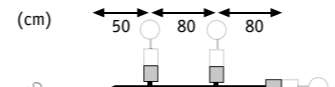
200cm (2x0,75mm²)
 max. 1x105 W
 12 V
 0,75 mm² ⇔ 2 m
 EAN 4000870 979839
979.83



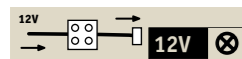
2x200cm (2x0,75mm²)
 max. 2x50 W
 12 V
 0,75 mm² ⇔ 2x2 m
 EAN 4000870 979822
979.82



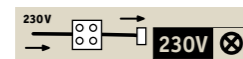
210cm (2x0,75mm²)
 max. 3x35 W
 12 V
 0,75 mm² ⇔ 2,10 m
 EAN 4000870 979730
979.73



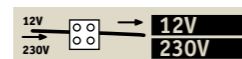
130/210cm (2x0,75mm²)
 max. 5x20 W
 12 V
 0,75 mm² ⇔ 1,30/2,10 m
 EAN 4000870 979754
979.75



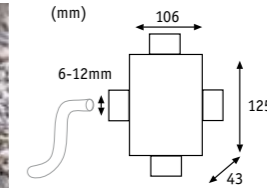
12V, G4, GX5,3, GY6,35, GU5,3, GU4
 max. 1x75 W, G4 / GX5,3 / GY6,35
 12 V
 EAN 4000870 021897
218.9



230V GU, GZ10
 GZ10
 230 V
 EAN 4000870 002179
217



3x Safety ceramic luster clamp, 2,5mm²
3x Caja de conexión cerámica de seguridad, 2,5mm²
3x Morsetto di sicurezza in ceramica per lampada, 2,5mm²
 ⌀15 ⇔ 21 ⇔ 17 mm
 EAN 4000870 006443
977.759
 Ceramic Cerámica Ceramica



IP67

Special Line Junction-Box

Plastic Plástico Plastica

- ▶ Connection box for up to 4 lines
- ▶ Unused outputs remain closed
- ▶ Dust- and waterproof (IP67)
- ▶ Caja de conexión para 4 cables
- ▶ Las tomas que no se usan permanecen cerradas
- ▶ Hermético al polvo y protegido frente a inmersión en agua (IP67)
- ▶ Scatola di collegamento fino a 4 linee
- ▶ Le uscite inutilizzate rimangono chiuse
- ▶ Protezione da penetrazione di polvere e breve immersione in acqua (IP67)



Black Negro Nero

max. 2500 W

EAN 4000870 002322
232



Circlip (Plastic)
Arandela de retención (Plástico)
Anello elastico (Plastica)



EAN 4000870 000205 **202000223** EAN 4000870 000212 **202000224** EAN 4000870 000274 **404001963** EAN 4000870 000229 **202000227**

Circlip (Metal)
Arandela de retención (Metal)
Anello elastico (Metallo)



⌀35 mm EAN 4000870 000267 **404000753** ⌀51 mm EAN 4000870 000250 **404000752** ⌀51 mm EAN 4000870 937617 **937.61 new** ⌀35 mm EAN 4000870 000243 **404000126** ⌀51 mm EAN 4000870 000236 **404000125** ⌀51 mm EAN 4000870 937624 **937.62 new**



406 Spice Electronic Transfo



405 VDE Profi Transfo

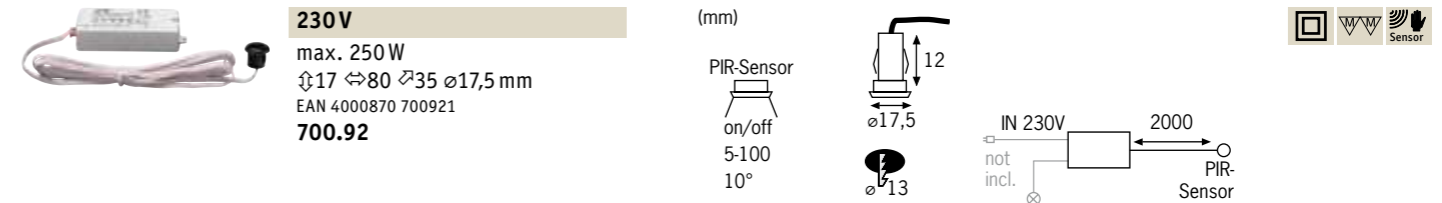


410 LED Transfo

Lighting control / transformers
Control de luz / Transformadores
Controllo dell'illuminazione / Trasformatori

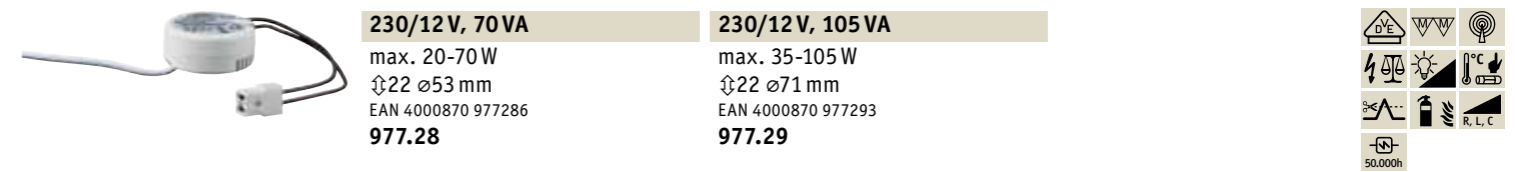
PIR-Sensor

- ▶ Proximity switch for switching on and off the LED stripes and other products
- ▶ Max. 75 W (magnetic transformers)
- ▶ Max. 125 W (electronic load)
- ▶ Max. 250 W (light bulbs)
- ▶ Interruptor de proximidad para encender/apagar regletas LED-stripes y otros productos
- ▶ Máx. 75 W (transformadores magnéticos)
- ▶ Máx. 125 W (carga electrónica)
- ▶ Máx. 250 W (lámparas incandescentes)
- ▶ Interruttori di prossimità per accensione/spengimento delle strisce di LED e di altri prodotti
- ▶ Max. 75W (trasformatori magnetici)
- ▶ Max. 125W (carico elettronico)
- ▶ Max. 250W (lampadine a incandescenza)



VDE Disc Transformer 230/12V

- ▶ Disc transformers fit through round boreholes
- ▶ Can be dimmed with all dimmers (phases cut on/off)
- ▶ Los disc-trafos se encajan a través de agujeros circulares
- ▶ Regulable con todos los reguladores (de corte o inversión de fases)
- ▶ I trasformatori Disc si inseriscono in fori circolari
- ▶ Intensità regolabile con tutti i dimmer (a ritardo di fase e ad anticipo di fase)

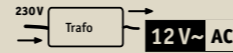


VDE Disc Transformer 230/12V

- ▶ Disc transformers fit through round boreholes
- ▶ Strain relief on primary and secondary side
- ▶ Ideal for premium EBL with 68 mm mounting hole diameter
- ▶ Can be dimmed with all dimmers (phases cut on/off)
- ▶ Los disc-trafos se encajan a través de agujeros circulares
- ▶ Dispositivo antiaflojamiento en los lados primario y secundario
- ▶ Ideal para luces empotradas Premium de 68 mm de diámetro de empotrado
- ▶ Regulable con todos los reguladores (de corte o inversión de fases)
- ▶ I trasformatori Disc si inseriscono in fori circolari
- ▶ Scarico della trazione su primario e secondario
- ▶ Ideale per luci da incasso Premium con diametro di incasso di 68 mm
- ▶ Intensità regolabile con tutti i dimmer (a ritardo di fase e ad anticipo di fase)



VDE Mipro Transformer 230/12V



- ▶ Mipro transformers are designed for compact dimensions; they fit in the smallest installation spaces
- ▶ Ideal for recessed luminaires
- ▶ Can be used at an ambient temperature of up to 50°
- ▶ Can be dimmed with all dimmers (phases cut on/off)
- ▶ Los mipro-trafos han sido diseñados para las menores dimensiones y caben en los espacios de montaje más reducidos
- ▶ Ideal para luces empotradas
- ▶ Utilizable hasta 50° de temperatura ambiente
- ▶ Regulable con todos los reguladores (de corte o inversión de fases)
- ▶ I trasformatori Mipro sono concepiti con dimensioni minime e possono essere montati in spazi ridottissimi
- ▶ Ideale per luci da incasso
- ▶ Per temperatura ambiente fino a 50°
- ▶ Intensità regolabile con tutti i dimmer (a ritardo di fase e ad anticipo di fase)



230/12V, 70VA
max. 20-70 W
⌀23 ⇄36 ⤴127 mm
EAN 4000870 977514
977.51

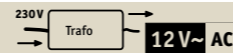


230/12V, 80VA
max. 20-80 W
⌀30 ⇄38 ⤴137 mm
EAN 4000870 977545
977.54

230/12V, 105VA
max. 35-105 W
⌀30 ⇄38 ⤴137 mm
EAN 4000870 977538
977.53



VDE Flat Transformer 230/12V



- ▶ Flat transformers have an installation height of only 22 mm
- ▶ Problem solver for slightly suspended ceilings
- ▶ Ideal for mirror and gallery lighting and in furniture
- ▶ Can be dimmed with all dimmers (phases cut on/off)
- ▶ Los flat-trafos sobresalen sólo 22 mm
- ▶ Exentos de problemas incluso en techos de baja altura
- ▶ Ideal para luces de espejos, galerías y muebles
- ▶ Regulable con todos los reguladores (de corte o inversión de fases)
- ▶ I trasformatori Flat hanno un'altezza di soli 22 mm
- ▶ Soluzione ai problemi di spazi ridotti nei controsoffitti
- ▶ Ideale per specchi, quadri e integrazione nei mobili
- ▶ Intensità regolabile con tutti i dimmer (a ritardo di fase e ad anticipo di fase)

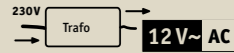


230/12V, 70VA
max. 20-70 W
⌀20 ⇄56 ⤴142 mm
EAN 4000870 977811
977.81

230/12V, 105VA
max. 35-105 W
⌀20 ⇄56 ⤴142 mm
EAN 4000870 977828
977.82



VDE Profi Transformer 230/12V



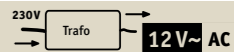
- ▶ Can be used at an ambient temperature of up to 50°
- ▶ Suitable for a low minimum load of 10 W
- ▶ Can be dimmed with all dimmers (phases cut on/off)
- ▶ Utilizable hasta 50° de temperatura ambiente
- ▶ Apto para baja carga mínima de 10W
- ▶ Regulable con todos los reguladores (de corte o inversión de fases)
- ▶ Per temperatura ambiente fino a 50°
- ▶ Adatto per carico minimo ridotto 10 W
- ▶ Intensità regolabile con tutti i dimmer (a ritardo di fase e ad anticipo di fase)



230/12V, 50VA
max. 10-50 W
⌀19 ⇄36 ⤴77 mm
EAN 4000870 977361
977.36



VDE Profi Transformer 230/12V



- ▶ Doubled primary connection for several transformers in a single switch
- ▶ Several secondary terminal pairs
- ▶ Max. 50° ambient temperature
- ▶ Suitable for NYM cable
- ▶ Captive strain relief and cap
- ▶ Middle outlet
- ▶ Can be dimmed with all dimmers (phases cut on/off)
- ▶ Doble conexión de primario para varios transformadores en un circuito
- ▶ Varios pares de bornes de secundario
- ▶ Hasta 50° de temperatura ambiente
- ▶ Aptos para cable NYM
- ▶ Capuchón y dispositivo antiaflocamiento imperdible
- ▶ Salida central
- ▶ Regulable con todos los reguladores (de corte o inversión de fases)
- ▶ Doppia connessione primaria per più trasformatori in un circuito
- ▶ Più coppie di morsetti per secondario
- ▶ Per temperatura ambiente fino a 50°
- ▶ Adatto per cavi NYM
- ▶ Scarico della trazione e coperchio imperdibili
- ▶ Uscita centrale
- ▶ Intensità regolabile con tutti i dimmer (a ritardo di fase e ad anticipo di fase)



230/12V, 80VA
max. 20-80 W
⌀27 ⇄39 ⤴161 mm
EAN 4000870 977712
977.71

230/12V, 105VA
max. 35-105 W
⌀27 ⇄39 ⤴161 mm
EAN 4000870 977019
977.01



230/12V, 150VA
max. 50-150 W
⌀40 ⇄48 ⤴190 mm
EAN 4000870 977156
977.15

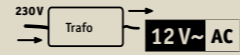


230/12V, 200VA
max. 100-200 W
⌀44 ⇄51 ⤴222 mm
EAN 4000870 977200
977.20

230/12V, 250VA
max. 100-250 W
⌀44 ⇄51 ⤴222 mm
EAN 4000870 977255
977.25



VDE Safety Transformer 230/12V



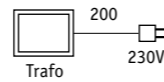
230 V, 105 VA

max. 105 W
 ⌀70 ⇄80 ↗125 mm
 EAN 4000870 979112
979.11

230 V, 150 VA

max. 150 W
 ⌀85 ⇄85 ↗125 mm
 EAN 4000870 979150
979.15

(mm)

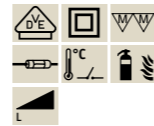


230 V, 200 VA

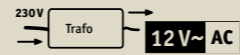
max. 200 W
 ⌀112 ⇄95 ↗130 mm
 EAN 4000870 979204
979.20

230 V, 300 VA

max. 300 W
 ⌀115 ⇄95 ↗130 mm
 EAN 4000870 979303
979.30



Spice Transformer 230/12V

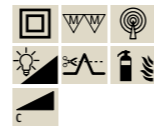


- ☞ Chrome matt ☒ Metal
- ☞ Cromo mate ☒ Metal
- ☞ Cromo opaco ☒ Metallo



230/12 V, 210 VA

max. 210 W
 ⌀55 ⇄168 ↗168 mm
 EAN 4000870 972885
972.88



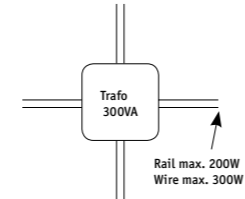
230/12 V, 210 VA

max. 210 W
 ⌀80 ⇄205 ↗205 mm
 EAN 4000870 972793
972.79

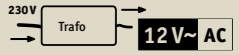


230/12 V, 300 VA

max. 300 W
 ⌀80 ⇄205 ↗205 mm
 EAN 4000870 972786
972.78



ULine Trafo 230/12V



- ☞ Chrome matt ☒ Plastic
- ☞ Cromo mate ☒ Plástico
- ☞ Cromo opaco ☒ Plastica



☒ ULine Galeria ☒ ULine
 ☒ = 67-70 ☒ = 192-196



230 V, 60 VA

max. 60 W
 ⌀70 ⇄287 ↗47 mm
 EAN 4000870 950500
950.50

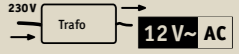


230 V, 150 VA

max. 150 W
 ⌀101 ⇄177 ↗110 mm
 EAN 4000870 950517
950.51



Toroidal Decorative Transformer 230/12V



- ☞ Alu matt ☒ Plastic
- ☞ Aluminio mate ☒ Plástico
- ☞ Alluminio opaco ☒ Plastica



230/12 V, 150 VA

max. 150 W
 ⌀110 ⌀160 mm
 EAN 4000870 960394
960.39

230/12 V, 200 VA

max. 200 W
 ⌀110 ⌀160 mm
 EAN 4000870 960400
960.40



230/12 V, 300 VA

max. 300 W
 ⌀110 ⌀193 mm
 EAN 4000870 960417
960.41




LED Power Supply UpDownlight



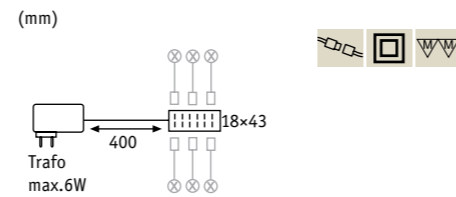
- ▶ Specially designed for LED operation
- ▶ 230 V 50 Hz / 12 V DC

- ▶ Han sido específicamente diseñadas para el funcionamiento con LEDs
- ▶ 230 V 50 Hz / 12 V DC

- ▶ Concepiti appositamente per il funzionamento di LED
- ▶ 230 V 50 Hz / 12 V DC



230/12V, 6 VA
max. 6 W
Ø104 ⇄44 ⇄66 mm
EAN 4000870 975428
975.42



max. 15x 987.72	max. 6x 987.91 987.56 937.01	max. 4x 988.87 988.63	Connector 988.93	Adapter 703.26
				 YourLED Stripe

LED Power Supply 12W 230/12V DC



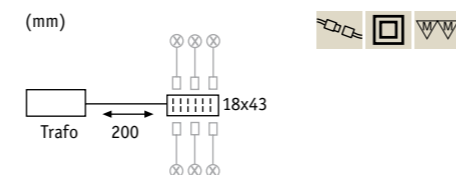
- ▶ Specially designed for LED operation
- ▶ 230 V 50 Hz / 12 V DC

- ▶ Han sido específicamente diseñadas para el funcionamiento con LEDs
- ▶ 230 V 50 Hz / 12 V DC

- ▶ Concepiti appositamente per il funzionamento di LED
- ▶ 230 V 50 Hz / 12 V DC



230/12V, 12 VA
max. 12 W
Ø19 ⇄39 ⇄122 mm
EAN 4000870 987544
987.54



max. 30x 987.72	max. 12x (6x) 987.91 987.56 937.01	max. 8x 988.87 988.63	Connector 988.93	Adapter 703.26
				 YourLED Stripe

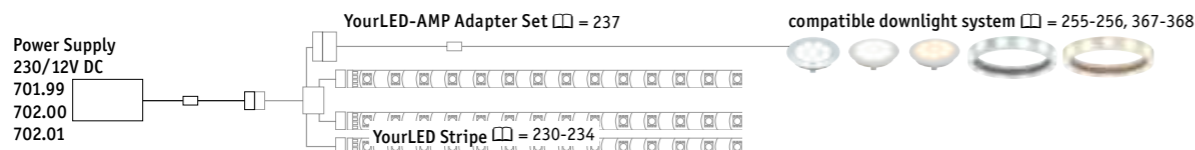
Power Supply 15W 230/12V DC



for
YourLED Stripe
□ = 230-234



230/12V, 15 VA max. 15 W Ø18 ⇄125 ⇄40 mm EAN 4000870 701997 701.99	230/12V, 48 VA max. 48 W Ø40 ⇄135 ⇄55 mm EAN 4000870 702000 702.00	230/12V, 60 VA max. 60 W Ø40 ⇄225 ⇄60 mm EAN 4000870 702017 702.01
--	--	--



LED Driver 350mA const. 10W max. 35V



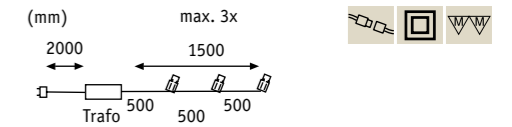
- ▶ Driver are specially designed for LED operation

- ▶ Las controladoras han sido específicamente diseñadas para el funcionamiento con LEDs

- ▶ Driver concepiti appositamente per il funzionamento di LED



230V, 10 VA
max. 10 W
Ø30 ⇄50 ⇄110 mm
EAN 4000870 975381
975.38



max. 10x 994.70	max. 3x 994.55	max. 3x 925.38	max. 3x 925.40	max. 3x 925.31	max. 3x 925.29

LED Driver RGB 350mA const. 30W max. 40V



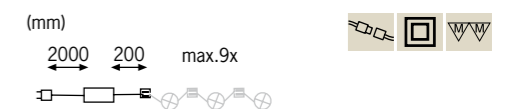
- ▶ Drivers are specially designed for LED operation
- ▶ 3x350 mA constant current
- ▶ Colour changer
- ▶ ON/OFF colour change using button control
- ▶ Up to 7 drivers can be controlled synchronously

- ▶ Las controladoras han sido específicamente diseñadas para el funcionamiento con LEDs
- ▶ 3x350 mA de corriente constante
- ▶ Cambiador de colores
- ▶ Encendido, apagado y cambio de color mediante pulsadores
- ▶ Hasta 7 controladoras utilizables sincronizadamente

- ▶ Driver concepiti appositamente per il funzionamento di LED
- ▶ Corrente costante a 3x350 mA
- ▶ Cambiamento di colore
- ▶ ON / OFF / Cambiamento automatico di colore mediante comando a impulsi
- ▶ Fino a 7 driver comandabili sincronicamente



230V, 30 VA
max. 30 W
Ø28 ⇄150 ⇄75 mm
EAN 4000870 975398
975.39



LED-Driver Disc 350mA 9W max. 34V



- ▶ Driver are specially designed for LED operation
- ▶ 350 mA constant current

- ▶ Las controladoras han sido específicamente diseñadas para el funcionamiento con LEDs
- ▶ 350 mA de corriente constante

- ▶ Driver concepiti appositamente per il funzionamento di LED
- ▶ Corrente costante a 350 mA



230V, 9 VA
max. 9 W
Ø24 Ø52 mm
EAN 4000870 977385
977.38

Adapter 228	Adapter 229	Adapter 233

LED-Driver Disc 700mA 12W max. 16V



- ▶ Driver are specially designed for LED operation
- ▶ 700 mA constant current

- ▶ Las controladoras han sido específicamente diseñadas para el funcionamiento con LEDs
- ▶ 700 mA de corriente constante

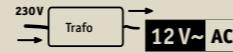
- ▶ Driver concepiti appositamente per il funzionamento di LED
- ▶ Corrente costante a 700 mA



230V, 12 VA
max. 12 W
Ø24 Ø52 mm
EAN 4000870 977378
977.37

Adapter 228	Adapter 229	Adapter 233

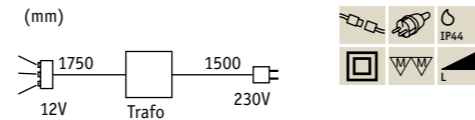
LED Transformer IP44 230/12V AC



- ▶ 230 V 50 Hz / 12 V AC 50 Hz
- ▶ Ideal for the outdoors, IP44
- ▶ 230 V 50 Hz / 12 V AC 50 Hz
- ▶ Ideal para exteriores, IP44
- ▶ 230 V 50 Hz / 12 V AC 50 Hz
- ▶ Ideale per gli esterni, IP44



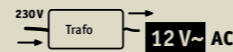
230/12V, 6 VA
max. 6 W
∅50 ↔70 ∅60 mm
EAN 4000870 987599
987.59



max. 6x 988.69	max. 6x 988.71	Connector 988.46	max. 3x 988.77	max. 3x 988.76	988.45	937.50
--------------------------	--------------------------	----------------------------	--------------------------	--------------------------	---------------	---------------



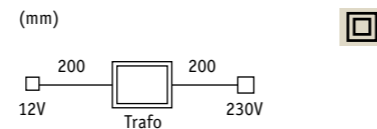
LED Transformer 230/12V AC



- ▶ 12 V AC 50 Hz
- ▶ 12 V AC 50 Hz
- ▶ 12 V AC 50 Hz



230/12V, 20 VA
max. 20 W
∅53 ↔58 ∅87 mm
EAN 4000870 977590
977.59



LED ☐ = 396-397



Micro-fuses, triple pack

Fusibles para baja intensidad, pack de 3 unidades
Fusibili per deboli correnti, confezione da 3 pz.

	630 mA ∅5 ↔20 mm EAN 4000870 007662 979.9969	1000 mA ∅5 ↔20 mm EAN 4000870 979198 979.9919	1250 mA ∅5 ↔20 mm EAN 4000870 979129 979.12	1600 mA ∅5 ↔20 mm EAN 4000870 979297 979.9929
	2000 mA ∅5 ↔20 mm EAN 4000870 979396 979.9939	2500 mA ∅5 ↔20 mm EAN 4000870 007679 979.9979	3150 mA ∅5 ↔20 mm EAN 4000870 006412 979.9949	5000 mA ∅5 ↔20 mm EAN 4000870 006436 979.9989

Pedal dimmer for filament bulbs

Regulador de luz accionable con el pie para lámparas incandescentes
Dimmer su supporto per lampade ad incandescenza



220-240 V
max. 75-500 W
∅100 ↔65 ∅32 mm
EAN 4000870 977040
977.04



TIP VDE Transformer 230/12V



230V, 70 VA
max. 20-70 W
∅28 ↔38 ∅125 mm
EAN 4000870 977873
977.87

230V, 105 VA
max. 35-105 W
∅28 ↔38 ∅125 mm
EAN 4000870 977880
977.88



230V, 150 VA
max. 35-150 W
∅30 ↔41 ∅153 mm
EAN 4000870 977897
977.89



ECO Transformer 230/12V



230V, 80 VA
max. 20-80 W
∅28 ↔38 ∅125 mm
EAN 4000870 977729
977.72

230V, 105 VA
max. 35-105 W
∅28 ↔38 ∅125 mm
EAN 4000870 977026
977.02



230V, 150 VA
max. 35-150 W
∅30 ↔41 ∅153 mm
EAN 4000870 977163
977.16



The lamp range

El surtido de luminarias

L'assortimento di lampadine



The Paulmann lamp assortment encompasses all technologies for homelike interiors.

The inventor of decorative lamps offers a wide range of shapes, colours and decors for every taste.

- ▶ The light of today – LED bulbs from Paulmann
- ▶ Long service life and ready for the future – energy-saving bulbs from Paulmann
- ▶ Simply brilliant – 12 V halogen lamps from Paulmann
- ▶ Homelike light with high-voltage halogen lamps
- ▶ Decorated lamps from Paulmann – all shapes, many colours
- ▶ Classical conventional light bulbs

El surtido de luminarias de Paulmann abarca todas las tecnologías de interiores. El inventor de las luminarias decorativas ofrece formas, colores y motivos para todos los gustos.

- ▶ La luz de hoy – Luminarias de LEDs de Paulmann
- ▶ Longevas y con vista al futuro – lámparas de bajo consumo de Paulmann
- ▶ Sencillamente brillantes – lámparas halógenas de 12 V de Paulmann
- ▶ Luz acogedora para el hogar con luminarias halógenas de alta tensión
- ▶ Lámparas decoradas de Paulmann – todas las formas y muchos colores
- ▶ Las clásicas bombillas tradicionales

L'assortimento di lampadine Paulmann comprende tutte le tecniche per offrire spazi confortevoli.

Gli inventori delle lampadine decorative vi offrono diverse forme, colori e decorazioni per tutti i gusti.

- ▶ La luce di oggi – Lampadine a LED Paulmann
- ▶ Lunga durata e futuro sicuro - lampade a risparmio energetico Paulmann
- ▶ Semplicemente brillanti – lampadine alogene da 12 V Paulmann
- ▶ Ambiente confortevole con lampadine alogene ad alto voltaggio
- ▶ Lampadine decorate Paulmann – tutte le forme e tanti colori
- ▶ Lampadine a incandescenza classiche convenzionali

LED – for everyone, the perfect light! – Exchange now and save!

LED – La luz adecuada para cada cual – ¡Cambie ahora y ahorre!

LED – la luce giusta per ognuno di voi! – Cambiate ora e risparmiate!

Savings example Ejemplo de ahorro Esempio di risparmio		LED	Energy Saver	Halogen 230 V
Energy savings ¹⁾ Ahorro de energía ¹⁾ Risparmio energetico ¹⁾	0%	80%	80%	25%
Saved electricity costs per year ^{2) 3)} Ahorro en coste energético anual ^{2) 3)} Risparmio energetico annuale ^{2) 3)}	–	200,- 	200,- 	60,-
Service life ³⁾ Vida útil ³⁾ Durata utile ³⁾	1.000 h	10.000 h – 25.000 h	5.000 h – 8.000 h	2.000 h
Number of new acquisitions ⁴⁾ Número de nuevas compras ⁴⁾ Numero di nuovi acquisti ⁴⁾				

¹⁾ Compared to a conventional light bulb

²⁾ Example: 3-person household with conventional light sources, power consumption total of 1000 W. Price of the kilowatt hour (kWh) 0.25 €

³⁾ At an average 2% hours lit per day

⁴⁾ Long lifetime = few new acquisitions

¹⁾ Frente a lámparas incandescentes normales

²⁾ Ejemplo: hogar de 3 personas con la iluminación habitual, consumo total de energía de 1000 W. Precio del kilovatio por hora (Kwh) 0,25 €

³⁾ Con un encendido medio diario de 2% horas

⁴⁾ Larga vida útil = menos compras

¹⁾ Rispetto a una lampadina a incandescenza tradizionale

²⁾ Esempio: famiglia di 3 persone con lampadine tradizionali: consumo complessivo 1000 W. Prezzo per kilowattora (Kwh) 0,25 €

³⁾ Per un uso quotidiano medio di 2% h

⁴⁾ Lunga durata di vita = meno nuovi acquisti



281.42

□ = 401



E27



E14



GU10

281.44

□ = 398



281.46

□ = 396



GU5.3

12V lamps can be dimmed with conventional reverse phase control dimmers. Take into account hereby the minimum load for electronic transformers and dimmers as well as the power consumption of the LED bulb.

Conventional transformers can be used with no restrictions.

Las lámparas de 12 V son regulables con los reductores de corte de FIN de fase disponibles en los comercios. Tenga en cuenta la carga mínima en transformadores y reguladores electrónicos, así como el consumo energético de la luminaria de LED.

Los transformadores convencionales se pueden usar sin limitación.

Le lampadine da 12V sono regolabili con dimmer a fase interrotta finale disponibili in commercio. Prestare attenzione al carico minimo per trasformatori e dimmer e alla potenza assorbita delle lampadine LED.

I trasformatori tradizionali non hanno limiti di utilizzo.

230V lamps can be dimmed with conventional phase control dimmers.

Las lámparas de 230 V son regulables con los reductores de corte de INICIO de fase disponibles en los comercios.

Le lampadine da 230V sono regolabili con dimmer a ritardo di fase disponibili in commercio.

LED – The light of today


LED – La luz de hoy

LED – La luce di oggi






Paulmann EcoSystems

LED

 **80%**
Energy savings ¹⁾
Ahorro de energía ¹⁾
Risparmio energetico ¹⁾

 
10.000 h – 25.000 h

 Dimming function is model specific
Regulable según modelo
Intensità regolabile a seconda del modello

 
warm neutral cold
cálido neutro frío
caldo neutro freddo

LED bulbs

Medio de iluminación LED

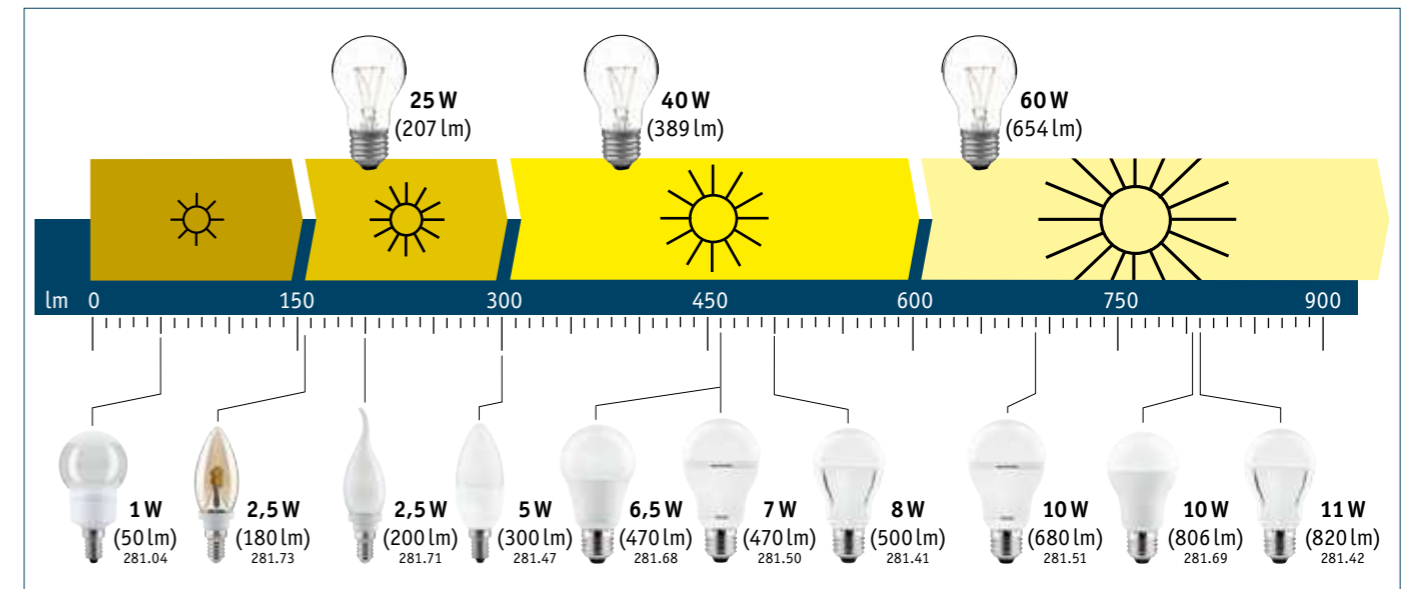
Mezzi d'illuminazione a LED

396 LED 12V
398 LED 230V

- ▶ Minimal consumption: LED saves up to 80% electricity ¹⁾
- ▶ Extremely long service life: up to 25.000 hours
- ▶ Nice and bright: quality LED 11 W as a substitute for a 60 W light bulb
- ▶ Pleasant colour temperatures: 3000 Kelvin (warm white)
- ▶ On immediately: with full initial brightness
- ▶ Dimmable models
- ▶ Unburdened: no infrared or UV radiation
- ▶ Robust: against vibrations and jolt loads
- ▶ Decorated shapes and colours for diverse luminaire styles

- ▶ Consumo ínfimo: los LED ahorran hasta un 80% de energía ¹⁾
- ▶ Muy longevas: hasta 25.000 horas
- ▶ Gran claridad: permite sustituir una bombilla de 60 W por LEDs de 11 W
- ▶ Tonos de luz agradables: 3000 Kelvin (blanco cálido)
- ▶ De forma inmediata: con plena luminosidad inicial
- ▶ Modelos regulables
- ▶ Inofensiva: sin radiación infrarroja ni UV
- ▶ Insensible: contra vibraciones e impactos
- ▶ Formas decorativas y colores para diversos estilos de lámpara

- ▶ Consumo minimo: con il LED si risparmia fino al 80% di energia ¹⁾
- ▶ Durata di vita estremamente lunga: fino a 25.000 ore
- ▶ Chiarezza splendida: LED di qualità a 11 W disponibili già oggi per sostituire le lampadine a incandescenza da 60 W
- ▶ Colori della luce piacevoli: 3000 Kelvin (bianco caldo)
- ▶ Immediatezza: piena luminosità iniziale
- ▶ Modelli dimmerabili
- ▶ Assenza di emissioni: nessuna radiazione di infrarossi o di ultravioletti
- ▶ Resistenza: contro le vibrazioni e gli urti
- ▶ Forme decorate e colori per diversi stili di luci




¹⁾ Compared to a conventional bulb frente a lámparas incandescentes normales rispetto a una lampadina a incandescenza tradizionale



Warm white Blanco cálido Bianco caldo

W	⊖	∅ mm	↑ mm	□	lm	cd	↘	K	⌚	ON/OFF	📦	EAN	✓	
0,8	G4	22	30		75			3000	10.000	40000	10	4000870 280928	✓	280.92



Warm white Blanco cálido Bianco caldo

W	⊖	∅ mm	↑ mm	□	lm	cd	↘	K	⌚	ON/OFF	📦	EAN	✓	
1W	G4	15	31		91			3000	10.000	40000	10	4000870 280911	✓	280.91



Daylight Luz día Luce giorno

W	⊖	∅ mm	↑ mm	□	lm/90°	cd	↘	K	⌚	ON/OFF	📦	EAN	✓	
1W	GU4	35	44			230	20°	6500	10.000		8	4000870 280362	✓	280.36

S1,3VA



Warm white Blanco cálido Bianco caldo

W	⊖	∅ mm	↑ mm	□	lm/90°	cd	↘	K	⌚	ON/OFF	📦	EAN	✓	
3W	GU4	35	44			700	20°	2700	10.000	60000	10	4000870 281284	✓	new 281.28

S5VA



Warm white Blanco cálido Bianco caldo

W	⊖	∅ mm	↑ mm	□	lm/90°	cd	↘	K	⌚	ON/OFF	📦	EAN	✓	
6W	GU5,3	51	50			1500	25°	3000	25.000		10	4000870 281468	✓	281.46

LED Quality Reflektor S7VA



Warm white Blanco cálido Bianco caldo

W	⊖	∅ mm	↑ mm	□	lm/90°	cd	↘	K	⌚	ON/OFF	📦	EAN	✓	
4W	GU5,3	51	50			640	25°	3000	15.000		10	4000870 281567	✓	281.56
5W	GU5,3	51	50			1200	25°	3000	15.000		10	4000870 281574	✓	281.57

S5VA
S8VA



Warm white Blanco cálido Bianco caldo

W	⊖	∅ mm	↑ mm	□	lm/90°	cd	↘	K	⌚	ON/OFF	📦	EAN	✓	
4W	GU5,3	51	50			750	25°	3000	25.000		10	4000870 281352	✓	281.35

Maxiflood S8,5VA



Warm white Blanco cálido Bianco caldo

W	⊖	∅ mm	↑ mm	□	lm/90°	cd	↘	K	⌚	ON/OFF	📦	EAN	✓	
1W	GU5,3	51	45			170	20°	3000	10.000		10	4000870 280492	✓	280.49



Daylight Luz día Luce giorno

W	⊖	∅ mm	↑ mm	□	lm/90°	cd	↘	K	⌚	ON/OFF	📦	EAN	✓	
1W	GU5,3	51	45			170	20°	6500	10.000		10	4000870 280003	✓	280.00



Red Rojo Rosso

W	⊖	∅ mm	↑ mm	□	lm/90°	cd	↘	K	⌚	ON/OFF	📦	EAN	✓	
1W	GU5,3	51	45				20°		10.000		10	4000870 280027	✓	280.02



Orange Naranja Arancione

W	⊖	∅ mm	↑ mm	□	lm/90°	cd	↘	K	⌚	ON/OFF	📦	EAN	✓	
1W	GU5,3	51	45				20°		10.000		10	4000870 280232	✓	280.23



Yellow Amarillo Giallo

W	⊖	∅ mm	↑ mm	□	lm/90°	cd	↘	K	⌚	ON/OFF	📦	EAN	✓	
1W	GU5,3	51	45				20°		10.000		10	4000870 280034	✓	280.03



Green Verde Verde

W	⊖	∅ mm	↑ mm	□	lm/90°	cd	↘	K	⌚	ON/OFF	📦	EAN	✓	
1W	GU5,3	51	45				20°		10.000		10	4000870 280041	✓	280.04



Blue Azul Blu

W	⊖	∅ mm	↑ mm	□	lm/90°	cd	↘	K	⌚	ON/OFF	📦	EAN	✓	
1W	GU5,3	51	45				20°		10.000		10	4000870 280058	✓	280.05



Multicolor Multicolor Multicolore

W	⊖	∅ mm	↑ mm	□	lm/90°	cd	↘	K	⌚	ON/OFF	📦	EAN	✓	
1W	GU5,3	51	45				20°		10.000		10	4000870 280010	✓	280.01



Warm white Blanco cálido Bianco caldo

W	⊖	∅ mm	↑ mm	□	lm/120°	cd	↘	K	⌚	ON/OFF	📦	EAN	✓	
2W	GU5,3		45			30	110°	3000	30.000		10	4000870 281383	✓	281.38

S2,5VA



Warm white Blanco cálido Bianco caldo

W	⊖	∅ mm	↑ mm	□	lm/120°	cd	↘	K	⌚	ON/OFF	📦	EAN	✓	
1,5	GU5,3		45			20	110°	3000	30.000		10	4000870 281376	✓	281.37

S2VA

Trafo 12V AC
977.59 ☐ =390



Warm white Blanco cálido Bianco caldo



W	⊖	∅ mm	↑ mm	□	lm /90°	cd	↘	K	⌚	ON/OFF	📦	EAN	📄	Price
3 W	G9	30	75	A	250			3000	30.000		10	4000870 281123	✓	281.12



Warm white Blanco cálido Bianco caldo

W	⊖	∅ mm	↑ mm	□	lm /90°	cd	↘	K	⌚	ON/OFF	📦	EAN	📄	Price
3,5	GU10	30	70	A	245			2900	25.000		10	4000870 281673	✓	281.67



Warm white Blanco cálido Bianco caldo



W	⊖	∅ mm	↑ mm	□	lm /90°	cd	↘	K	⌚	ON/OFF	📦	EAN	📄	Price
4 W	GU10	51	55			700	25°	3000	25.000		10	4000870 281444	✓	281.44
5 W	GU10	51	55			1200	25°	3000	25.000		10	4000870 281451	✓	281.45



Warm white Blanco cálido Bianco caldo

W	⊖	∅ mm	↑ mm	□	lm /90°	cd	↘	K	⌚	ON/OFF	📦	EAN	📄	Price
3,5	GU10	51	55			560	25°	3000	15.000		10	4000870 281536	✓	281.53
4 W	GU10	51	55			800	25°	3000	15.000		10	4000870 281543	✓	281.54



Warm white Blanco cálido Bianco caldo

W	⊖	∅ mm	↑ mm	□	lm /90°	cd	↘	K	⌚	ON/OFF	📦	EAN	📄	Price
4 W	GU10	51	55			960	25°	3000	15.000		10	4000870 281550	✓	281.55



Maxiflood

Warm white Blanco cálido Bianco caldo

W	⊖	∅ mm	↑ mm	□	lm /90°	cd	↘	K	⌚	ON/OFF	📦	EAN	📄	Price
4 W	GU10	51	54			750	25°	3000	25.000		10	4000870 281345	✓	281.34



Warm white Blanco cálido Bianco caldo

W	⊖	∅ mm	↑ mm	□	lm /90°	cd	↘	K	⌚	ON/OFF	📦	EAN	📄	Price
1 W	GU10	51	55			150	20°	3000	10.000		10	4000870 280485	✓	280.48



Daylight Luz día Luce giorno

W	⊖	∅ mm	↑ mm	□	lm /90°	cd	↘	K	⌚	ON/OFF	📦	EAN	📄	Price
1 W	GU10	51	55			170	20°	6500	10.000		10	4000870 280119	✓	280.11



Red Rojo Rosso

W	⊖	∅ mm	↑ mm	□	lm /90°	cd	↘	K	⌚	ON/OFF	📦	EAN	📄	Price
1 W	GU10	51	55				20°		10.000		10	4000870 280072	✓	280.07



Orange Naranja Arancione

W	⊖	∅ mm	↑ mm	□	lm /90°	cd	↘	K	⌚	ON/OFF	📦	EAN	📄	Price
1 W	GU10	51	55				20°		10.000		10	4000870 280249	✓	280.24



Yellow Amarillo Giallo

W	⊖	∅ mm	↑ mm	□	lm /90°	cd	↘	K	⌚	ON/OFF	📦	EAN	📄	Price
1 W	GU10	51	55				20°		10.000		10	4000870 280089	✓	280.08



Green Verde Verde

W	⊖	∅ mm	↑ mm	□	lm /90°	cd	↘	K	⌚	ON/OFF	📦	EAN	📄	Price
1 W	GU10	51	55				20°		15.000		10	4000870 280096	✓	280.09



Blue Azul Blu


W	⊖	∅ mm	↑ mm	□	lm /90°	cd	↘	K	⌚	ON/OFF	📦	EAN	📄	Price
1 W	GU10	51	55				20°		10.000		10	4000870 280102	✓	280.10



Multicolor Multicolor Multicolore




W	⊖	∅ mm	↑ mm	□	lm /90°	cd	↘	K	⌚	ON/OFF	📦	EAN	📄	Price
1 W	GU10	51	55				20°		10.000		10	4000870 280133	✓	280.13



Warm white Blanco cálido Bianco caldo


W	⊖	∅ mm	↑ mm	□	lm _{/120°}	cd	↘	K	⌚	ON/OFF	📦	EAN	📄	Price
4 W	GX53	75	33	A	210	65	120°	3000	30.000	120000	4	4000870 281314	✓	281.31
7 W	GX53	75	42	A	350	136	120°	3000	30.000	120000	4	4000870 281338	✓	281.33



Daylight Luz día Luce giorno

W	⊖	∅ mm	↑ mm	□	lm _{/90°}	cd	↘	K	⌚	ON/OFF	📦	EAN	📄	Price
1,6	E27	95	95		230	28°	6500	10.000			4	4000870 280065	✓	280.06


PAR 30



Warm white Blanco cálido Bianco caldo

W	⊖	∅ mm	↑ mm	□	lm _{/90°}	cd	↘	K	⌚	ON/OFF	📦	EAN	📄	Price
5 W	E27	63	103		850	30°	3000	15.000			6	4000870 281611	✓	281.61


R63



Warm white Blanco cálido Bianco caldo


W	⊖	∅ mm	↑ mm	□	lm _{/90°}	cd	↘	K	⌚	ON/OFF	📦	EAN	📄	Price
4,5	E14	50	86		600	25°	3000	15.000			8	4000870 281604	✓	281.60

R50


Warm white Blanco cálido Bianco caldo

W	⊖	∅ mm	↑ mm	□	lm	cd	↘	K	⌚	ON/OFF	📦	EAN	📄	Price
11	E27	66	130	A	820			3000	25.000		6	4000870 281420	✓	281.42
8 W	E27	60	110	A	500			3000	25.000		6	4000870 281413	✓	281.41




Warm white Blanco cálido Bianco caldo

W	⊖	∅ mm	↑ mm	□	lm	cd	↘	K	⌚	ON/OFF	📦	EAN	📄	Price
10	E27	67	130	A	680			3000	15.000		6	4000870 281512	✓	281.51
7 W	E27	60	115	A	470			3000	15.000		6	4000870 281505	✓	281.50




Warm white Blanco cálido Bianco caldo

W	⊖	∅ mm	↑ mm	□	lm	cd	↘	K	⌚	ON/OFF	📦	EAN	📄	Price
6,5	E27	60	110	A*	470			2700	15.000		20	4000870 281680	✓	new 281.68
10,5	E27	60	110	A*	806			2700	15.000		20	4000870 281697	✓	new 281.69



Clear/Warm white Claro/Blanco cálido Chiaro/Bianco caldo

W	⊖	∅ mm	↑ mm	□	lm	cd	↘	K	⌚	ON/OFF	📦	EAN	📄	Price
3 W	E27	60	111		250			3000	30.000		6	4000870 281024	✓	281.02
3 W	E27	60	111		200			3000	30.000		6	4000870 281031	✓	281.03




Daylight Luz día Luce giorno

W	⊖	∅ mm	↑ mm	□	lm	cd	↘	K	⌚	ON/OFF	📦	EAN	📄	Price
1 W	E27	60	110		55			6500	10.000		6	4000870 280225	✓	280.22

Multicolor:
All colours of the rainbow can be set individually or with colour changes by remote control (incl.).

Multicolor:
Todos los colores del arco iris por separado o en sucesión por mando a distancia (incl.).

Multicolore:
Tutti i colori dell'arcobaleno impostabili singolarmente o con cambio di colore graduale mediante telecomando (compreso).

Multicolor Multicolor Multicolore

W	⊖	∅ mm	↑ mm	□	lm	cd	↘	K	⌚	ON/OFF	📦	EAN	📄	Price
5 W	E27	60	113					30.000			6	4000870 280713	✓	280.71



Warm white Blanco cálido Bianco caldo



W	⊖	∅ mm	↑ mm	□	lm	cd	↔	K	⌚	ON/OFF	⊞	EAN	✓	
5 W	E14	35	105	A	300			3000	25.000		8	4000870 281475	✓	281.47



Warm white Blanco cálido Bianco caldo

W	⊖	∅ mm	↑ mm	□	lm	cd	↔	K	⌚	ON/OFF	⊞	EAN	✓	
4 W	E14	35	105	A	220			3000	15.000		8	4000870 281581	✓	281.58
5 W	E14	35	105	A	300			3000	15.000		8	4000870 281598	✓	281.59



Clear/Warm white Claro/Blanco cálido Chiaro/Bianco caldo

W	⊖	∅ mm	↑ mm	□	lm	cd	↔	K	⌚	ON/OFF	⊞	EAN	✓	
3 W	E14	41	120		250			3000	30.000		8	4000870 281086	✓	281.08
2,6	E14	41	120		200			3000	30.000		8	4000870 281093	✓	281.09



Warm white Blanco cálido Bianco caldo

W	⊖	∅ mm	↑ mm	□	lm	cd	↔	K	⌚	ON/OFF	⊞	EAN	✓	
2 W	E14	35	100		160			3000	15.000		8	4000870 281406	✓	281.40



281.70



281.73



Clear Claro Chiaro

W	⊖	∅ mm	↑ mm	□	lm	cd	↔	K	⌚	ON/OFF	⊞	EAN	✓	
2,5	E14	35	105	A*	200			2700	15.000	50000	8	4000870 281727	✓	new 281.72



Gold Oro Oro

W	⊖	∅ mm	↑ mm	□	lm	cd	↔	K	⌚	ON/OFF	⊞	EAN	✓	
2,5	E14	35	105	A*	180			2700	15.000	50000	8	4000870 281734	✓	new 281.73



Gold kroko-ice Kroko - malla ambar Kraklè dorato

W	⊖	∅ mm	↑ mm	□	lm	cd	↔	K	⌚	ON/OFF	⊞	EAN	✓	
2,5	E14	35	105	A*	180			2700	15.000	50000	8	4000870 281741	✓	new 281.74



Clear Claro Chiaro

W	⊖	∅ mm	↑ mm	□	lm	cd	↔	K	⌚	ON/OFF	⊞	EAN	✓	
2,5	E14	35	126	A*	200			2700	15.000	50000	8	4000870 281703	✓	new 281.70



Satin Satinada Satinato

W	⊖	∅ mm	↑ mm	□	lm	cd	↔	K	⌚	ON/OFF	⊞	EAN	✓	
2,5	E14	35	126	A*	200			2700	15.000	50000	8	4000870 281710	✓	new 281.71



Warm white Blanco cálido Bianco caldo

W	⊖	∅ mm	↑ mm	□	lm	cd	↔	K	⌚	ON/OFF	⊞	EAN	✓	
2 W	E14	35	130		160			3000	15.000	100000	8	4000870 281390	✓	281.39



Daylight Luz día Luce giorno

W	⊖	∅ mm	↑ mm	□	lm	cd	↔	K	⌚	ON/OFF	📦	EAN	📄
0,6	E14	36	103					6000	15.000		8	4000870 280256	✓ 280.25



Red Rojo Rosso

W	⊖	∅ mm	↑ mm	□	lm	cd	↔	K	⌚	ON/OFF	📦	EAN	📄
0,6	E14	36	103						15.000		8	4000870 280263	✓ 280.26



Green Verde Verde

W	⊖	∅ mm	↑ mm	□	lm	cd	↔	K	⌚	ON/OFF	📦	EAN	📄
0,6	E14	36	103						15.000		8	4000870 280270	✓ 280.27



Yellow Amarillo Giallo

W	⊖	∅ mm	↑ mm	□	lm	cd	↔	K	⌚	ON/OFF	📦	EAN	📄
0,6	E14	36	103						15.000		8	4000870 280287	✓ 280.28



Blue Azul Blu

W	⊖	∅ mm	↑ mm	□	lm	cd	↔	K	⌚	ON/OFF	📦	EAN	📄
0,6	E14	36	103						15.000		8	4000870 280294	✓ 280.29



Warm white Blanco cálido Bianco caldo

W	⊖	∅ mm	↑ mm	□	lm	cd	↔	K	⌚	ON/OFF	📦	EAN	📄
8 W	E27	80	115	A	430			3000	25.000		5	4000870 281437	✓ 281.43



Warm white Blanco cálido Bianco caldo

W	⊖	∅ mm	↑ mm	□	lm	cd	↔	K	⌚	ON/OFF	📦	EAN	📄
7 W	E27	80	117	A	380			3000	15.000		5	4000870 281529	✓ 281.52



Opal Opal Opale

W	⊖	∅ mm	↑ mm	□	lm	cd	↔	K	⌚	ON/OFF	📦	EAN	📄
2 W	E27	50	97		75			3000	30.000		8	4000870 281079	✓ 281.07



Opal Opal Opale

W	⊖	∅ mm	↑ mm	□	lm	cd	↔	K	⌚	ON/OFF	📦	EAN	📄
2 W	E14	50	98		75			3000	30.000		8	4000870 281055	✓ 281.05



Clear Claro Chiaro

W	⊖	∅ mm	↑ mm	□	lm	cd	↔	K	⌚	ON/OFF	📦	EAN	📄
1 W	E27	50	97		50			3000	30.000		8	4000870 281062	✓ 281.06



Clear Claro Chiaro

W	⊖	∅ mm	↑ mm	□	lm	cd	↔	K	⌚	ON/OFF	📦	EAN	📄
1 W	E14	50	98		50			3000	30.000		8	4000870 281048	✓ 281.04





Opal Opal Opale


W	⊖	∅ mm	↑ mm	□	lm	cd	↔	K	⌚	ON/OFF	📦	EAN	📄
2,5	E27	60	91	A*	190			2700	15.000	50000	6	4000870 281772	✓ new 281.77





Opal Opal Opale


W	⊖	∅ mm	↑ mm	□	lm	cd	↔	K	⌚	ON/OFF	📦	EAN	📄
2,5	E14	60	97	A*	190			2700	15.000	50000	6	4000870 281789	✓ new 281.78


Warm white Blanco cálido Bianco caldo 

W	Base	ø mm	↑ mm	□	lm	cd	↖	K	⌚	ON/OFF	📦	EAN	✓	
5 W	E27	45	77	A	350			3000	25.000		8	4000870 281499	✓	281.49


Warm white Blanco cálido Bianco caldo 

W	Base	ø mm	↑ mm	□	lm	cd	↖	K	⌚	ON/OFF	📦	EAN	✓	
5 W	E14	45	80	A	350			3000	25.000		8	4000870 281482	✓	281.48




Warm white Blanco cálido Bianco caldo

W	Base	ø mm	↑ mm	□	lm	cd	↖	K	⌚	ON/OFF	📦	EAN	✓	
4 W	E27	45	78	A	200			3000	15.000		8	4000870 281635	✓	281.63
5 W	E27	45	78	A	340			3000	15.000		8	4000870 281659	✓	281.65




Warm white Blanco cálido Bianco caldo

W	Base	ø mm	↑ mm	□	lm	cd	↖	K	⌚	ON/OFF	📦	EAN	✓	
4 W	E14	45	80	A	200			3000	15.000		8	4000870 281628	✓	281.62
5 W	E14	45	80	A	340			3000	15.000		8	4000870 281642	✓	281.64




Opal Opal Opale

W	Base	ø mm	↑ mm	□	lm	cd	↖	K	⌚	ON/OFF	📦	EAN	✓	
2,5	E27	45	75	A*	190			2700	15.000	50000	8	4000870 281765	✓	new 281.76




Opal Opal Opale

W	Base	ø mm	↑ mm	□	lm	cd	↖	K	⌚	ON/OFF	📦	EAN	✓	
2,5	E14	45	81	A*	190			2700	15.000	50000	8	4000870 281758	✓	new 281.75




Daylight Luz día Luce giorno

W	Base	ø mm	↑ mm	□	lm	cd	↖	K	⌚	ON/OFF	📦	EAN	✓	
0,6	E27	45	74		20			6000	30.000		8	4000870 280300	✓	280.30




Red Rojo Rosso

W	Base	ø mm	↑ mm	□	lm	cd	↖	K	⌚	ON/OFF	📦	EAN	✓	
0,6	E27	45	74					15.000			8	4000870 280317	✓	280.31




Green Verde Verde

W	Base	ø mm	↑ mm	□	lm	cd	↖	K	⌚	ON/OFF	📦	EAN	✓	
0,6	E27	45	74					15.000			8	4000870 280324	✓	280.32




Yellow Amarillo Giallo

W	Base	ø mm	↑ mm	□	lm	cd	↖	K	⌚	ON/OFF	📦	EAN	✓	
0,6	E27	45	74					15.000			8	4000870 280331	✓	280.33




Blue Azul Blu

W	Base	ø mm	↑ mm	□	lm	cd	↖	K	⌚	ON/OFF	📦	EAN	✓	
0,6	E27	45	74					15.000			8	4000870 280348	✓	280.34



Warm white Blanco cálido Bianco caldo

W	Base	ø mm	↑ mm	□	lm	cd	↖	K	⌚	ON/OFF	📦	EAN	✓	
1 W	E14	21	60		50			3000	30.000		10	4000870 281109	✓	281.10



Daylight Luz día Luce giorno

W	Base	ø mm	↑ mm	□	lm	cd	↖	K	⌚	ON/OFF	📦	EAN	✓	
1 W	E14	21	60		50			6500	30.000		10	4000870 281116	✓	281.11

Long service life and ready for the future –
energy-saving bulbs from Paulmann

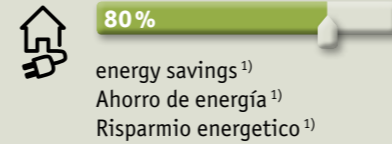
Longevas y con vista al futuro –
Lámparas de bajo consumo de Paulmann

Lunga durata e futuro sicuro –
Lampade a risparmio energetico Paulmann

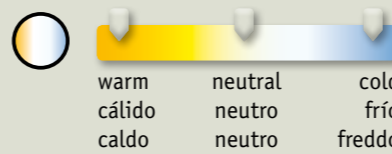


Paulmann EcoSystems

Energy Saver



Cannot be dimmed
No regulable
Intensità non variabile



Energy-saving/fluorescent bulbs

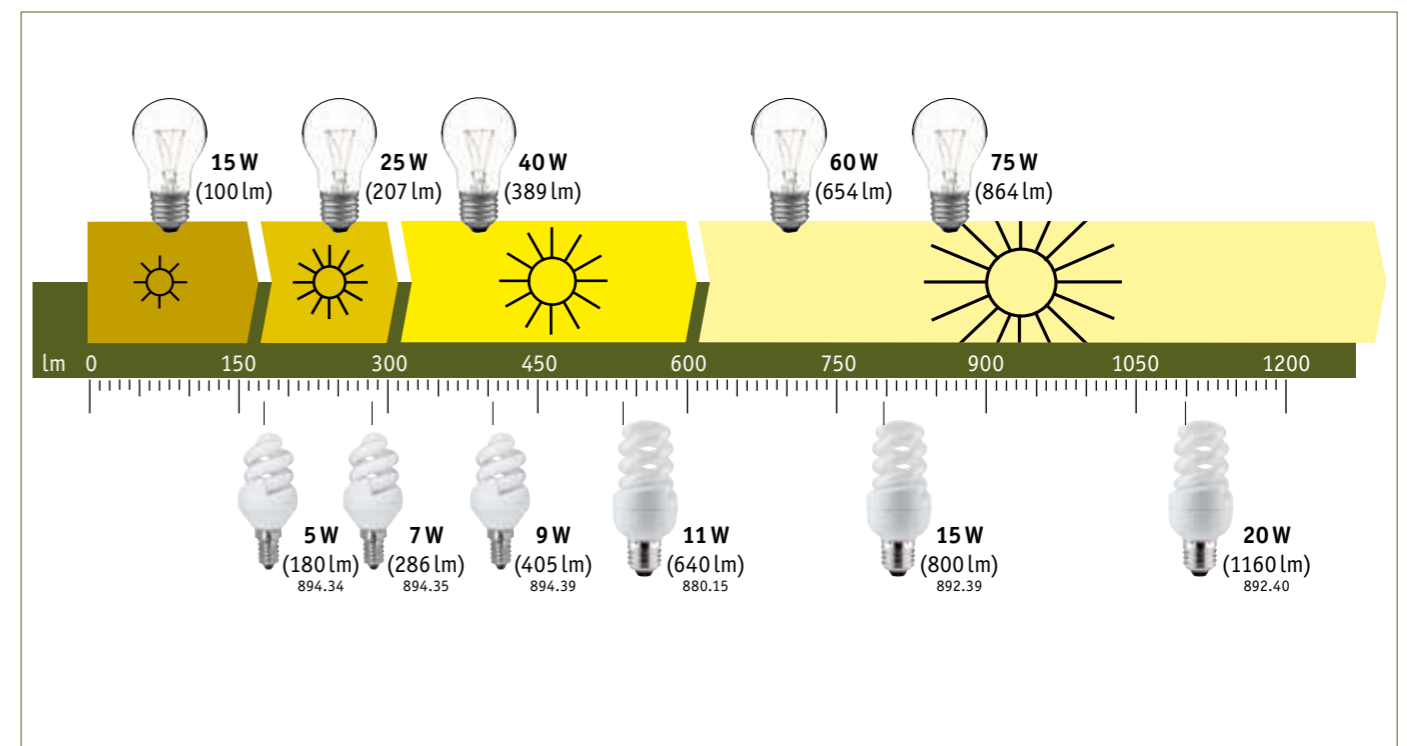
Lámparas fluorescentes/de bajo consumo

Lampade a risparmio energetico/ lampade fluorescenti

410 Energy-saving lamps
Lámparas ahorro de energía
Lampade a risparmio energetico

420 Fluorescent lights
Lámparas fluorescentes
Lampade fluorescenti

- | | | |
|--|--|--|
| <ul style="list-style-type: none"> ▶ Low consumption: energy-saving bulbs save up to 80 % electricity ¹⁾ ▶ Long service life: up to 8,000 hours service life ▶ Colour temperatures from warm white (2700 Kelvin), neutral white (4000 Kelvin) to daylight white (6400 Kelvin) ▶ Soft light for good room illumination ▶ Ideal for continuous light ▶ Dimmable models ▶ Decorated shapes and colours for diverse luminaire styles | <ul style="list-style-type: none"> ▶ Consumo ínfimo: las lámparas de bajo consumo ahorran hasta un 80% de energía ¹⁾ ▶ Longevas: vida útil de hasta 8000 horas ▶ Temperaturas de color desde blanco cálido (2700 Kelvin) y blanco neutro (4000 K) hasta blanco diurno (6400 K) ▶ Luz suave para una buena iluminación de interiores ▶ Ideal para iluminación permanente ▶ Modelos regulables ▶ Formas decorativas y colores para diversos estilos de lámpara | <ul style="list-style-type: none"> ▶ Consumo basso: risparmiate fino all'80% di energia ¹⁾ ▶ Lunga durata: fino a 8.000 ore di durata utile ▶ Temperature di colore da bianco caldo (2700 Kelvin), bianco neutro (4000 Kelvin) a bianco naturale (6400 Kelvin) ▶ Luce tenue per una buona illuminazione dello spazio ▶ Ideale per l'illuminazione costante ▶ Modelli dimmerabili ▶ Forme decorate e colori per diversi stili di luci |
|--|--|--|



¹⁾ Compared to a conventional bulb frente a lámparas incandescentes normales rispetto a una lampadina a incandescenza tradizionale



Warm white Blanco cálido Bianco caldo

W	⊖	∅ mm	↑ mm	□	lm	cd	↗	K	⌚	ON/OFF	📦	EAN	✓	
23	E27	120	183	B	1371			2700	8.000	10000	3	4000870 883198	✓	883.19



Warm white Blanco cálido Bianco caldo

W	⊖	∅ mm	↑ mm	□	lm	cd	↗	K	⌚	ON/OFF	📦	EAN	✓	
15	E27	110	170	A	800			2700	8.000	10000	4	4000870 883174	✓	883.17
20	E27	110	173	A	1079			2700	8.000	10000	4	4000870 883211	✓	883.21



Warm white Blanco cálido Bianco caldo

W	⊖	∅ mm	↑ mm	□	lm	cd	↗	K	⌚	ON/OFF	📦	EAN	✓	
15	E27	90	145	A	800			2700	8.000	10000	4	4000870 883142	✓	893.14



Warm white Blanco cálido Bianco caldo

W	⊖	∅ mm	↑ mm	□	lm	cd	↗	K	⌚	ON/OFF	📦	EAN	✓	
11	E27	60	98	B	496			2700	8.000	10000	6	4000870 883136	✓	883.13



Warm white Blanco cálido Bianco caldo

W	⊖	∅ mm	↑ mm	□	lm	cd	↗	K	⌚	ON/OFF	📦	EAN	✓	
11	E14	60	98	B	496			2700	8.000	10000	6	4000870 883112	✓	883.11



Warm white Blanco cálido Bianco caldo

W	⊖	∅ mm	↑ mm	□	lm	cd	↗	K	⌚	ON/OFF	📦	EAN	✓	
15	E27	60	120	B	747			2700	8.000	10000	6	4000870 883273	✓	883.27



Warm white Blanco cálido Bianco caldo

W	⊖	∅ mm	↑ mm	□	lm	cd	↗	K	⌚	ON/OFF	📦	EAN	✓	
11	E27	60	102	B	496			2700	8.000	10000	6	4000870 883266	✓	883.26



Warm white Blanco cálido Bianco caldo

W	⊖	∅ mm	↑ mm	□	lm	cd	↗	K	⌚	ON/OFF	📦	EAN	✓	
7	E27	45	90	B	266			2700	8.000	10000	8	4000870 883280	✓	883.28



Warm white Blanco cálido Bianco caldo

W	⊖	∅ mm	↑ mm	□	lm	cd	↗	K	⌚	ON/OFF	📦	EAN	✓	
7	E14	45	88	B	266			2700	8.000	10000	8	4000870 883297	✓	883.29



Warm white Blanco cálido Bianco caldo

W	⊖	∅ mm	↑ mm	□	lm	cd	↗	K	⌚	ON/OFF	📦	EAN	✓	
7	E14	45	83	B	266			2700	8.000	10000	8	4000870 883310	✓	883.31



Warm white Blanco cálido Bianco caldo

W	⊖	∅ mm	↑ mm	□	lm	cd	↗	K	⌚	ON/OFF	📦	EAN	✓	
9	GU10	45	83	B	390			2700	10.000	10000	1	4000870 894484	✓	894.48



Satin Satinada Satinato

W	⊖	∅ mm	↑ mm	□	lm	cd	↔	K	⌚	ON/OFF	Ⓛ	EAN	☑	
10	E27	100	140	B	436			2700	8.000	10000	4	4000870 880562	✓	880.56



Alabaster Alabastro Alabastro

W	⊖	∅ mm	↑ mm	□	lm	cd	↔	K	⌚	ON/OFF	Ⓛ	EAN	☑	
10	E27	100	140	B	436			2700	8.000	10000	4	4000870 880845	✓	880.84



Ice-crystal clear Craquele clara Cristalli di ghiaccio chiaro

W	⊖	∅ mm	↑ mm	□	lm	cd	↔	K	⌚	ON/OFF	Ⓛ	EAN	☑	
10	E27	100	140	B	436			2700	8.000	10000	4	4000870 880586	✓	880.58



Ice-crystal amber Craquele ambar Cristalli di ghiaccio ambrato

W	⊖	∅ mm	↑ mm	□	lm	cd	↔	K	⌚	ON/OFF	Ⓛ	EAN	☑	
10	E27	100	140	B	436			2500	8.000	10000	4	4000870 880593	✓	880.59



Gold kroko-ice Kroko - malla ambar Kraklè dorato

W	⊖	∅ mm	↑ mm	□	lm	cd	↔	K	⌚	ON/OFF	Ⓛ	EAN	☑	
10	E27	100	140	B	436			2500	8.000	10000	4	4000870 880579	✓	880.57



Crown mirror silver Cupula espejo plata Testina a specchio argentato

W	⊖	∅ mm	↑ mm	□	lm	cd	↔	K	⌚	ON/OFF	Ⓛ	EAN	☑	
7	E14	60	105	B	266			2700	8.000	10000	6	4000870 880753	✓	880.75



Crown mirror silver Cupula espejo plata Testina a specchio argentato

W	⊖	∅ mm	↑ mm	□	lm	cd	↔	K	⌚	ON/OFF	Ⓛ	EAN	☑	
10	E27	100	140	B	436			2700	8.000	10000	4	4000870 880609	✓	880.60



Warm white Blanco cálido Bianco caldo

W	⊖	∅ mm	↑ mm	□	lm	cd	↔	K	⌚	ON/OFF	Ⓛ	EAN	☑	
7	E27	38	126	B	266			2700	8.000	10000	8	4000870 894071	✓	894.07

11	E27	38	140	B	496			2700	8.000	10000	8	4000870 894118	✓	894.11
----	-----	----	-----	---	-----	--	--	------	-------	-------	---	----------------	---	--------



Deco Pipe

Warm white Blanco cálido Bianco caldo

W	⊖	∅ mm	↑ mm	□	lm	cd	↔	K	⌚	ON/OFF	Ⓛ	EAN	☑	
5	E14	38	124	B	163			2700	8.000	10000	8	4000870 894057	✓	894.05

9	E14	38	141	B	377			2700	8.000	10000	8	4000870 894095	✓	894.09
---	-----	----	-----	---	-----	--	--	------	-------	-------	---	----------------	---	--------



Warm white Blanco cálido Bianco caldo

W	⊖	∅ mm	↑ mm	□	lm	cd	↔	K	⌚	ON/OFF	Ⓛ	EAN	☑	
11	E27	38	180	B	496			2700	8.000	10000	8	4000870 894217	✓	894.21



Warm white Blanco cálido Bianco caldo

W	⊖	∅ mm	↑ mm	□	lm	cd	↔	K	⌚	ON/OFF	Ⓛ	EAN	☑	
9	E14	38	185	B	377			2700	8.000	10000	8	4000870 894194	✓	894.19



Red Rojo Rosso

W	⊖	∅ mm	↑ mm	□	lm	cd	↔	K	⌚	ON/OFF	📦	EAN	☑	
5	E14	40	121	B				2700	8.000		8	4000870 880487	✓	880.48



Green Verde Verde

W	⊖	∅ mm	↑ mm	□	lm	cd	↔	K	⌚	ON/OFF	📦	EAN	☑	
5	E14	40	121	B				2700	8.000		8	4000870 880494	✓	880.49



Blue Azul Blu

W	⊖	∅ mm	↑ mm	□	lm	cd	↔	K	⌚	ON/OFF	📦	EAN	☑	
5	E14	38	113	B				2700	8.000		8	4000870 880500	✓	880.50



Warm white Blanco cálido Bianco caldo

W	⊖	∅ mm	↑ mm	□	lm	cd	↔	K	⌚	ON/OFF	📦	EAN	☑	
7	E27	38	107	B	266			2700	8.000	10000	8	4000870 891179	✓	891.17



Warm white Blanco cálido Bianco caldo

W	⊖	∅ mm	↑ mm	□	lm	cd	↔	K	⌚	ON/OFF	📦	EAN	☑	
5	E14	30	114	B	163			2700	8.000	10000	8	4000870 894378	✓	894.37



Warm white Blanco cálido Bianco caldo

W	⊖	∅ mm	↑ mm	□	lm	cd	↔	K	⌚	ON/OFF	📦	EAN	☑	
7	E14	37	106	A	290			2700	8.000	10000	8	4000870 880869	✓	880.86
9	E14	38	116	A	405			2700	8.000	10000	8	4000870 880876	✓	880.87



Satin Satinada Satinato

W	⊖	∅ mm	↑ mm	□	lm	cd	↔	K	⌚	ON/OFF	📦	EAN	☑	
7	E14	37	125	B	266			2700	8.000	10000	8	4000870 883327	✓	883.32



Clear Claro Chiaro

W	⊖	∅ mm	↑ mm	□	lm	cd	↔	K	⌚	ON/OFF	📦	EAN	☑	
7	E14	38	125	B	266			2700	8.000	10000	8	4000870 881149	✓	881.14



Satin Satinada Satinato

W	⊖	∅ mm	↑ mm	□	lm	cd	↔	K	⌚	ON/OFF	📦	EAN	☑	
7	E14	42	150	B	266			2700	8.000	10000	8	4000870 880692	✓	880.69



Warm white Blanco cálido Bianco caldo

W	⊖	∅ mm	↑ mm	□	lm	cd	↔	K	⌚	ON/OFF	📦	EAN	☑	
11	E27	60	122	B	496			2700	8.000	10000	6	4000870 890110	✓	890.11



Warm white Blanco cálido Bianco caldo

W	⊖	∅ mm	↑ mm	□	lm	cd	↔	K	⌚	ON/OFF	📦	EAN	☑	
20	E27	75	150	A	1152			2700	8.000	10000	5	4000870 890202	✓	890.20



Crown mirror silver Cupula espejo plata Testina a specchio argentato

W	⊖	∅ mm	↑ mm	□	lm	cd	↔	K	⌚	ON/OFF	📦	EAN	☑	
9	E27	60	112	B	377			2700	8.000	10000	6	4000870 880791	✓	880.79



Warm white Blanco cálido Bianco caldo

W	⊖	∅ mm	↑ mm	□	lm	cd	↔	K	⌚	ON/OFF	📦	EAN	☑	
10	E14	30	146	A	470			2700	8.000	10000	8	4000870 882221	✓	882.22



Warm white Blanco cálido Bianco caldo

W	⊖	∅ mm	↑ mm	□	lm	cd	↔	K	⌚	ON/OFF	📦	EAN	☑	
10	GU10	30	145	B	436			2700	8.000	10000	8	4000870 883389	✓	883.38



Warm white Blanco cálido Bianco caldo

W	⊖	∅ mm	↑ mm	□	lm/120°	cd	↘	K	⌚	ON/OFF	⊞	EAN	☑	
9	E27	80	115			50	110°	2700	8.000		5	4000870 892305	✓	892.30



Warm white Blanco cálido Bianco caldo

W	⊖	∅ mm	↑ mm	□	lm/90°	cd	↘	K	⌚	ON/OFF	⊞	EAN	☑	
7	E27	63	124			30	80°	2700	10.000		6	4000870 892466	✓	892.46



Warm white Blanco cálido Bianco caldo

W	⊖	∅ mm	↑ mm	□	lm	cd	↘	K	⌚	ON/OFF	⊞	EAN	☑	
7	GU10	30	82	A	300			2700	8.000	10000	8	4000870 860021	✓	860.02



Chrome Cromo Cromo

W	⊖	∅ mm	↑ mm	□	lm/120°	cd	↘	K	⌚	ON/OFF	⊞	EAN	☑	
8	GU10	51	80			85	120°	2700	10.000		8	4000870 882528	✓	882.52



Satin/Dichroic Satinada/Dicroico Satinato/Dicroico

W	⊖	∅ mm	↑ mm	□	lm	cd	↘	K	⌚	ON/OFF	⊞	EAN	☑	
7	GU10	51	80			70	110°	2700	10.000		8	4000870 882542	✓	882.54



Warm white Blanco cálido Bianco caldo

W	⊖	∅ mm	↑ mm	□	lm	cd	↘	K	⌚	ON/OFF	⊞	EAN	☑	
7	GX53	75	26	B	230		100°	2700	10.000	10000	4	4000870 885147	✓	885.14
9	GX53	75	26	B	320		100°	2700	10.000	10000	4	4000870 883235	✓	883.23

Warm white Blanco cálido Bianco caldo

W	⊖	∅ mm	↑ mm	□	lm	cd	↘	K	⌚	ON/OFF	⊞	EAN	☑	
11	GX53	74	40	B	400		100°	2700	10.000	10000	4	4000870 860106	✓	860.10
13	GX53	75	40	B	490		100°	2700	10.000	10000	4	4000870 860113	✓	860.11



Warm white Blanco cálido Bianco caldo

W	⊖	∅ mm	↑ mm	□	lm	cd	↘	K	⌚	ON/OFF	⊞	EAN	☑	
9	E14	30	120	A	405			2700	8.000	10000	8	4000870 860076	✓	860.07

Warm white Blanco cálido Bianco caldo

W	⊖	∅ mm	↑ mm	□	lm	cd	↘	K	⌚	ON/OFF	⊞	EAN	☑	
7	G23	30	135	B	399			2700	10.000		8	4000870 880074	✓	880.07
9	G23	30	165	A	603			2700	10.000		8	4000870 880098	✓	880.09
11	G23	30	230	A	902			2700	10.000		8	4000870 880111	✓	880.11

Warm white Blanco cálido Bianco caldo

W	⊖	∅ mm	↑ mm	□	lm	cd	↘	K	⌚	ON/OFF	⊞	EAN	☑	
13	G24d1	32	135	A	897			2700	10.000		8	4000870 881132	✓	881.13

Warm white Blanco cálido Bianco caldo

W	⊖	∅ mm	↑ mm	□	lm	cd	↘	K	⌚	ON/OFF	⊞	EAN	☑	
18	G24d2	35	154	B	1206			2700	10.000		8	4000870 881187	✓	881.18



Warm white Blanco cálido Bianco caldo

W	⊖	∅ mm	↑ mm	□	lm	cd	↖	K	⌚	ON/OFF	📦	EAN	📄	
5	E27	38	85	A	180			2700	10.000	10000	8	4000870 880128	✓	880.12
7	E27	38	92	A	286			2700	10.000	10000	8	4000870 880135	✓	880.13
9	E27	38	97	A	405			2700	10.000	10000	8	4000870 880142	✓	880.14



W	⊖	∅ mm	↑ mm	□	lm	cd	↖	K	⌚	ON/OFF	📦	EAN	📄	
11	E27	48	109	A	540			2700	10.000	10000	8	4000870 880159	✓	880.15
15	E27	48	128	A	800			2700	10.000	10000	8	4000870 892398	✓	892.39
20	E27	48	134	A	1160			2700	10.000	10000	8	4000870 892404	✓	892.40

W	⊖	∅ mm	↑ mm	□	lm	cd	↖	K	⌚	ON/OFF	📦	EAN	📄	
5	E14	38	87	A	180			2700	10.000	10000	8	4000870 894347	✓	894.34
7	E14	38	94	A	286			2700	10.000	10000	8	4000870 894354	✓	894.35
9	E14	38	99	A	405			2700	10.000	10000	8	4000870 894392	✓	894.39

W	⊖	∅ mm	↑ mm	□	lm	cd	↖	K	⌚	ON/OFF	📦	EAN	📄	
11	E14	48	111	A	540			2700	10.000	10000	8	4000870 892411	✓	892.41
15	E14	48	122	A	799			2700	8.000	10000	8	4000870 892428	✓	892.42
20	E14	48	136	A	1160			2700	10.000	10000	8	4000870 892435	✓	892.43

Neutral white Blanco neutro Bianco neutro

W	⊖	∅ mm	↑ mm	□	lm	cd	↖	K	⌚	ON/OFF	📦	EAN	📄	
15	E27	49	120	A	800			4000	10.000	10000	8	4000870 860267	✓	new 860.26



Neutral white Blanco neutro Bianco neutro

W	⊖	∅ mm	↑ mm	□	lm	cd	↖	K	⌚	ON/OFF	📦	EAN	📄	
11	E14	49	105	A	540			4000	10.000	10000	8	4000870 860250	✓	new 860.25



Warm white Blanco cálido Bianco caldo

W	⊖	∅ mm	↑ mm	□	lm	cd	↖	K	⌚	ON/OFF	📦	EAN	📄	
23	E27	60	150	A	1380			2700	10.000	10000	6	4000870 894460	✓	894.46



Warm white Blanco cálido Bianco caldo

W	⊖	∅ mm	↑ mm	□	lm	cd	↖	K	⌚	ON/OFF	📦	EAN	📄	
11	E14	42	129	A	535			2700	8.000	10000	8	4000870 894361	✓	894.36



Warm white Blanco cálido Bianco caldo

W	⊖	∅ mm	↑ mm	□	lm	cd	↖	K	⌚	ON/OFF	📦	EAN	📄	
7	G9	32	86	A	290			2700	8.000	4000	8	4000870 880531	✓	880.53
9	G9	32	90	A	410			2700	8.000	10000	8	4000870 880548	✓	880.54



Red Rojo Rosso

W	⊖	∅ mm	↑ mm	□	lm	cd	↖	K	⌚	ON/OFF	📦	EAN	📄	
15	E27	48	122						10.000		1	4000870 880883	✓	880.88



Green Verde Verde

W	⊖	∅ mm	↑ mm	□	lm	cd	↖	K	⌚	ON/OFF	📦	EAN	📄	
15	E27	48	122						10.000		1	4000870 880890	✓	880.89



Blue Azul Blu

W	⊖	∅ mm	↑ mm	□	lm	cd	↖	K	⌚	ON/OFF	📦	EAN	📄	
15	E27	48	122						10.000		1	4000870 880906	✓	880.90



Warm white Blanco cálido Bianco caldo

W	Base	∅ mm	∓ mm	□	lm	cd	↘	K	⌚	ON/OFF	📦	EAN	📄
8	S14d	30		B	321			2700	8.000	4000	6	4000870 860205	✓
13	S14d	30		B	619			2700	8.000	4000	6	4000870 860212	✓




Warm white Blanco cálido Bianco caldo

W	Base	∅ mm	∓ mm	□	lm	cd	↘	K	⌚	ON/OFF	📦	EAN	📄
8	S14s	30		B	321			2700	8.000	4000	6	4000870 860229	✓
13	S14s	30		B	619			2700	8.000	4000	6	4000870 860236	✓



Warm white Blanco cálido Bianco caldo

W	Base	∅ mm	∓ mm	□	lm	cd	↘	K	⌚	ON/OFF	📦	EAN	📄
8	S19	38		B	321			2700	8.000	4000	6	4000870 860243	✓



Warm white Blanco cálido Bianco caldo

W	Base	∅ mm	∓ mm	□	lm	cd	↘	K	⌚	ON/OFF	📦	EAN	📄
16	GR8		135	A	1056			2700	8.000		6	4000870 887165	✓




Neutral white Blanco neutro Bianco neutro

W	Base	∅ mm	∓ mm	□	lm	cd	↘	K	⌚	ON/OFF	📦	EAN	📄
36	2G11	44	411	A	2916			4200	8.000		10	4000870 881309	✓



Warm white Blanco cálido Bianco caldo


W	Base	∅ mm	∓ mm	□	lm	color	K	⌚	ON/OFF	📦	EAN	📄
36	2G13	26	600	A	3350	830	3000	8.000		6	4000870 884454	✓



Warm white Blanco cálido Bianco caldo

W	Base	∅ mm	∓ mm	□	lm	color	K	⌚	ON/OFF	📦	EAN	📄
22	2GX13	16	223	A	1720	827	2700	12.000		1	4000870 884485	✓
40	2GX13	16	298	A	3550	827	2700	12.000		1	4000870 884478	✓
55	2GX13	16	298	B	4125	827	2700	12.000		1	4000870 884461	✓


T5



Warm white Blanco cálido Bianco caldo

W	Base	∅ mm	∓ mm	□	lm	color	K	⌚	ON/OFF	📦	EAN	📄
32	G10q	30	302	B	2250	827	2700	8.000		1	4000870 884324	✓
40	G10q	30	403	B	2800	827	2700	8.000		1	4000870 884409	✓

T9



Warm white Blanco cálido Bianco caldo

W	Base	∅ mm	∓ mm	□	lm	color	K	⌚	ON/OFF	📦	EAN	📄
24	E27	227		A	1445	827	2700	8.000	10000	1	4000870 860038	✓



T5



Warm white Blanco cálido Bianco caldo

W	⊖	∅ mm	↑ mm	□	lm	color	K	⌚	ON/OFF	⊞	EAN	☑	
14	G5	16	560	A	1204	827	2700	12.000		10	4000870 884492	✓	884.49
21	G5	16	864	A	1950	827	2700	12.000		10	4000870 884522	✓	884.52
28	G5	16	1163	A	2640	827	2700	12.000		10	4000870 884515	✓	884.51
39	G5	16	864	B	3081	827	2700	12.000		10	4000870 884508	✓	884.50



T5



Warm white Blanco cálido Bianco caldo

W	⊖	∅ mm	↑ mm	□	lm	color	K	⌚	ON/OFF	⊞	EAN	☑	
4	G5	16	148	B	170	830	3000	5.000		10	4000870 885048	✓	885.04
6	G5	16	226	B	320	830	3000	5.000		10	4000870 885062	✓	885.06
8	G5	16	301	B	480	830	3000	5.000		10	4000870 885086	✓	885.08
13	G5	16	530	A	950	830	3000	5.000		10	4000870 885130	✓	885.13




T5



Neutral white Blanco neutro Bianco neutro

W	⊖	∅ mm	↑ mm	□	lm	color	K	⌚	ON/OFF	⊞	EAN	☑	
8	G5	16	301	B	440	840	4000	5.000		10	4000870 885604	✓	885.60
13	G5	16	530	A	950	840	4000	5.000		10	4000870 885611	✓	885.61
14	G5	16	560	A	1205	840	4000	10.000		10	4000870 885635	✓	885.63
21	G5	16	864	A	1890	840	4000	10.000		10	4000870 885628	✓	885.62
35	G5	16	1463	A	3310	840	4000	10.000		10	4000870 885642	✓	885.64



T8



Warm white Blanco cálido Bianco caldo

W	⊖	∅ mm	↑ mm	□	lm	color	K	⌚	ON/OFF	⊞	EAN	☑	
15	G13	26	451	A	963	827	2700	8.000		10	4000870 885154	✓	885.15
18	G13	26	604	A	1350	827	2700	8.000		10	4000870 885215	✓	885.21
30	G13	26	910	A	2400	827	2700	8.000		10	4000870 885451	✓	885.45
36	G13	26	1214	A	3348	827	2700	8.000		10	4000870 885499	✓	885.49
58	G13	26	1515	A	5220	827	2700	8.000		10	4000870 885536	✓	885.53




T8



Neutral white Blanco neutro Bianco neutro

W	⊖	∅ mm	↑ mm	□	lm	color	K	⌚	ON/OFF	⊞	EAN	☑	
10	G13	26	345	A	675	840	4000	8.000		10	4000870 885222	✓	885.22
18	G13	26	604	A	1350	840	4000	8.000		10	4000870 885413	✓	885.41
30	G13	26	910	A	2400	840	4000	8.000		10	4000870 885208	✓	885.20
36	G13	26	1214	A	3348	840	4000	8.000		10	4000870 885505	✓	885.50
58	G13	26	1515	A	5167	840	4000	8.000		10	4000870 885543	✓	885.54



T8



Daylight Luz día Luce giorno

W	⊖	∅ mm	↑ mm	□	lm	color	K	⌚	ON/OFF	⊞	EAN	☑	
18	G13	26	604	A	1215	865	6500	8.000		10	4000870 885192	✓	885.19
30	G13	26	910	A	2160	865	6500	8.000		10	4000870 885444	✓	885.44
36	G13	26	1214	A	3013	865	6500	8.000		10	4000870 885369	✓	885.36
58	G13	26	1515	A	4698	865	6500	8.000		10	4000870 885581	✓	885.58

**Starter Universal**

max. 2x4-65 W
 ↑39 ∅20 mm
 EAN 4000870 884843
884.84 ☑

**Starter Tandem/Duo**

max. 2x4-22 W
 ↑39 ∅20 mm
 EAN 4000870 884249
884.24 ☑


White ☑ Plastic
 Blanco ☑ Plástico
 Bianco ☑ Plastica

White ☑ Plastic
 Blanco ☑ Plástico
 Bianco ☑ Plastica

*Simply brilliant –
12 V halogen lamps from Paulmann*

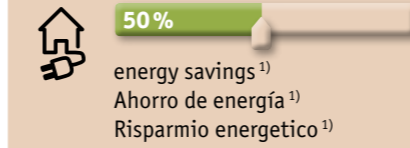
*Sencillamente brillantes –
lámparas halógenas de 12 V de Paulmann*

*Semplicemente brillanti –
lampadine alogene da 12 V Paulmann*



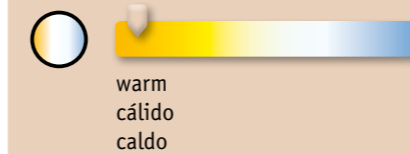
Paulmann EcoSystems

Halogen 12 V



Natural light
Luz natural
Luce naturale

Savings with dimming
Intensité variable économique
Sparen door dimmen



Halogen lamps 12V Lâmparas halógenas de 12V Lampade alogene da 12V

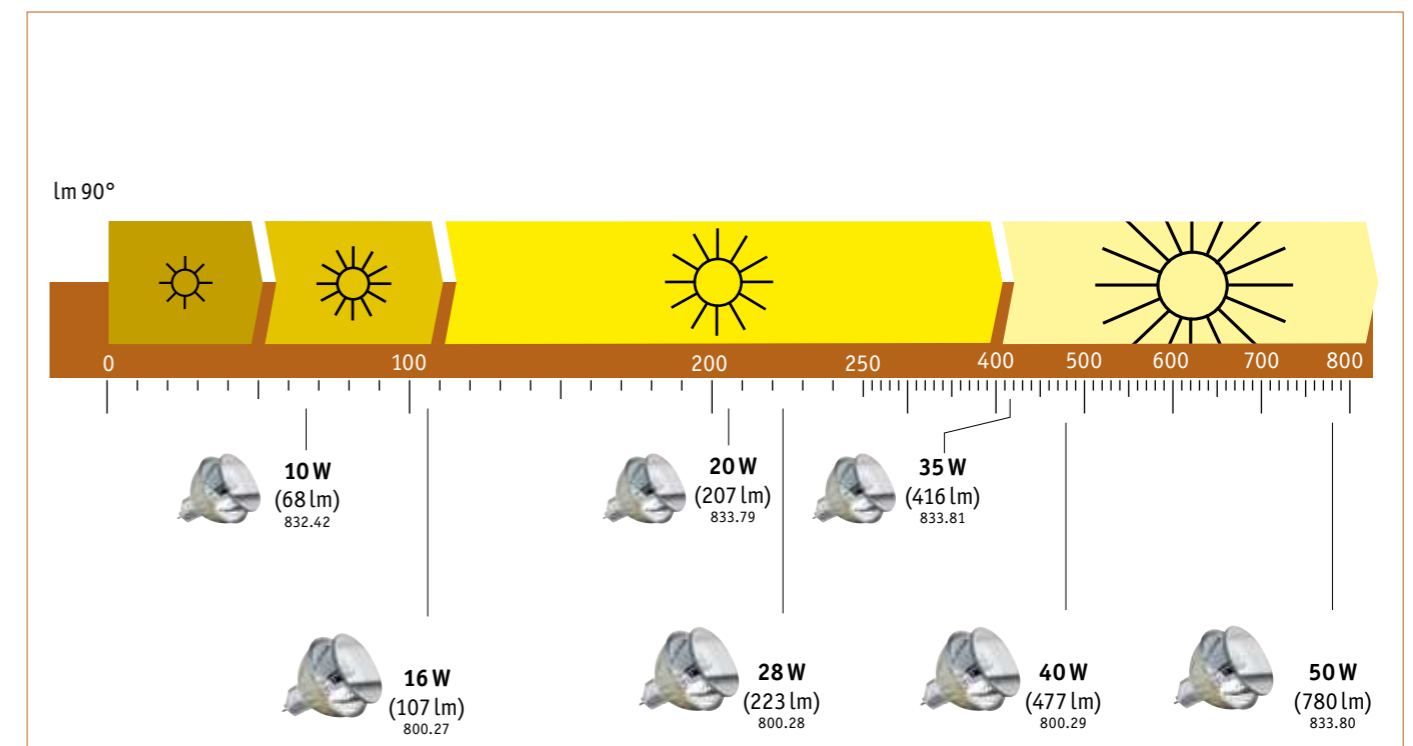
426 Halogen capsules
Portalámparas
Zoccolo ad innesto

427 Reflector lights GU4
Lámparas reflectoras GU4
Lampade a riflettore GU4

429 Reflector lights GU5,3
Lámparas reflectoras GU5,3
Lampade a riflettore GU5,3

- ▶ 50 % less energy consumption ¹⁾
 - ▶ Two to five times the service life ²⁾
 - ▶ Natural-like, brilliantly white light
 - ▶ High colour rendering (true colour effect, just like under the open sky)
 - ▶ Accentuated light superbly suited as living room lighting and object lighting
 - ▶ Variable dimming: mood and brightness as needed, additional energy conservation
 - ▶ Many unique special functions and shapes available
- ▶ Consumo de energía un 50 % menor ¹⁾
 - ▶ Entre dos y cinco veces más de vida útil ²⁾
 - ▶ Luz blanca brillante de aspecto natural
 - ▶ Fiel reproducción del color (colores como a cielo descubierto)
 - ▶ Luz acentuada excelente como luz del hogar o para iluminación de objetos
 - ▶ Regulables sin escalonados: ambiente y claridad según se necesite, con ahorro adicional de energía
 - ▶ Disponible en singulares formas y con funciones especiales
- ▶ Consumo energetico ridotto del 50 % ¹⁾
 - ▶ Durata da due a cinque volte superiore ²⁾
 - ▶ Luce bianca brillante, effetto naturale
 - ▶ Resa dei colori maggiore (colori veritieri come a cielo aperto)
 - ▶ Luce d'accento perfetta come illuminazione degli spazi abitativi e degli oggetti
 - ▶ Intensità continuamente regolabile: comfort e luminosità secondo le necessità, ulteriore risparmio energetico
 - ▶ Molte funzioni speciali esclusive e forme disponibili

¹⁾ Compared to a conventional bulb frente a lámparas incandescentes normales rispetto a una lampadina a incandescenza tradizionale
²⁾ Supplemental extension through dimming Prolongación adicional mediante dimming Ulteriore prolungamento mediante la variazione dell'intensità



Clear Claro Chiaro

W	θ	ø mm	h mm	□	lm	cd	α	K	⌚	ON/OFF	Ⓛ	EAN	☑	
2x5	G4	9	33		55			2900	2.000	8000	10	4000870 831212	✓	831.21
2x8	G4	8	33		100			2900	5.000	20000	10	4000870 800218	✓	800.21
2x10	G4	9	33		95			2900	2.000	8000	10	4000870 831151	✓	831.15
2x16	G4	8	33		300			2900	5.000	20000	10	4000870 800225	✓	800.22
2x20	G4	9	33		254			2900	2.000	8000	10	4000870 831175	✓	831.17
2x35	G4	9	33		532			2900	2.000	8000	10	4000870 800348	✓	800.34



Satin Satinada Satinato

W	θ	ø mm	h mm	□	lm	cd	α	K	⌚	ON/OFF	Ⓛ	EAN	☑	
2x5	G4	9	33		54			2900	2.000		10	4000870 831144	✓	831.14



Gold Oro Oro

W	θ	ø mm	h mm	□	lm	cd	α	K	⌚	ON/OFF	Ⓛ	EAN	☑	
2x5	G4	8	33		60			2300	2.000	8000	10	4000870 831137	✓	831.13
2x10	G4	9	33		95			2300	2.000	8000	10	4000870 831076	✓	831.07
2x20	G4	9	33		254			2300	2.000	8000	10	4000870 831083	✓	831.08



Clear Claro Chiaro

W	θ	ø mm	h mm	□	lm	cd	α	K	⌚	ON/OFF	Ⓛ	EAN	☑	
2x20	GY6,35	12	44		254			2900	2.000	8000	10	4000870 831168	✓	831.16
2x28	GY6,35	10	40		600			2900	5.000	20000	10	4000870 800232	✓	800.23
2x35	GY6,35	12	44		532			2900	2.000	8000	10	4000870 831182	✓	831.18
2x40	GY6,35	10	40		860			2900	5.000	20000	10	4000870 800249	✓	800.24
2x50	GY6,35	12	44		834			2900	2.000	8000	10	4000870 831199	✓	831.19



Gold Oro Oro

W	θ	ø mm	h mm	□	lm	cd	α	K	⌚	ON/OFF	Ⓛ	EAN	☑	
2x35	GY6,35	12	44		532			2300	2.000	8000	10	4000870 831090	✓	831.09



Silver Plateada Argentato



W	θ	ø mm	h mm	□	lm/90°	cd	α	K	⌚	ON/OFF	Ⓛ	EAN	☑	
2x5	GU4	35	35			130	30°	2900	1.500		10	4000870 838259	✓	838.25
2x10	GU4	35	35			240	30°	2900	2.000		10	4000870 838242	✓	838.24
2x16	GU4	35	35			700	30°	2900	5.000		10	4000870 800256	✓	800.25
2x20	GU4	35	35			700	30°	2900	2.000		10	4000870 838334	✓	838.33
2x28	GU4	35	35			1500	30°	2900	5.000		10	4000870 800263	✓	800.26
2x35	GU4	35	35			1500	30°	2900	2.000		10	4000870 838358	✓	838.35



Security
Diffuses 80 % of the heat to the front (special coating). Ideal for recessed lighting (no hazard for insulating material)

Seguridad
Disipa el 80% del calor por delante (recubrimiento de superficie especial). Ideal para lámparas empotrables (sin riesgo para el material aislante)

Security
Devia l'80% del calore verso la parte anteriore (rivestimento speciale). Ideale per le luci a incasso (non danneggia i materiali isolanti)



Silver Plateada Argentato

W	θ	ø mm	h mm	□	lm/90°	cd	α	K	⌚	ON/OFF	Ⓛ	EAN	☑	
2x16	GU4	35	35			678	30°	3000	1.500		10	4000870 800461	✓	800.46
2x20	GU4	35	38			470	30°	2900	2.000		10	4000870 832479	✓	832.47
2x28	GU4	35	35			957	30°	3000	1.500		10	4000870 800485	✓	800.48
2x35	GU4	35	38			960	30°	2900	2.000		10	4000870 832486	✓	832.48



Security

Maxiflood
Radiates evenly in every direction (ideal for colored lamp shades)

Maxiflood
Alumbra circularmente en todas las direcciones (ideal para pantallas de color)

Maxiflood
Illuminazione omogenea a 360 gradi (ideale per i paralumi colorati)



Soft opal Softopal Opale tenue

W	θ	ø mm	h mm	□	lm	cd	α	K	⌚	ON/OFF	Ⓛ	EAN	☑	
2x20	GU4	35	35		280			2900	1.500	6000	10	4000870 832332	✓	832.33
2x35	GU4	35	35		532			2900	1.500	6000	10	4000870 833766	✓	833.76



Maxiflood

Juwel
Brilliant halogen light shines to the front; satin-coloured reflections shimmering to the back.

Juwel
Brillante luz halógena hacia el frente y tenues reflejos satinados hacia atrás.

Juwel
Luce alogena brillante sul davanti e riflessi scintillanti in colori satinati dietro.



Satin Satinada Satinato



Juwel

W	⊖	∅ mm	↑ mm	□	lm /90°	cd	↘	K	⌚	ON/OFF	⊞	EAN	☑
2x20	GU4	35	35			730	30°	2900	2.000		10	4000870 838266	✓



Akzent
Durable outer coating in aluminium, silver, black or gold

Akzent
Duradero recubrimiento exterior en aluminio, plata, negro u oro

Akzent
Rivestimento esterno di lunga durata in alluminio, argento, nero oppure oro



Alu Aluminio Alluminio



Akzent

W	⊖	∅ mm	↑ mm	□	lm /90°	cd	↘	K	⌚	ON/OFF	⊞	EAN	☑
2x20	GU4	35	35			500	30°	2900	2.000		10	4000870 832134	✓

Silver Plateada Argentato



Akzent

W	⊖	∅ mm	↑ mm	□	lm /90°	cd	↘	K	⌚	ON/OFF	⊞	EAN	☑
2x20	GU4	35	35			500	30°	2900	2.000		10	4000870 832165	✓

Black Negro Nero



Akzent

W	⊖	∅ mm	↑ mm	□	lm /90°	cd	↘	K	⌚	ON/OFF	⊞	EAN	☑
2x20	GU4	35	35			500	30°	2900	2.000		10	4000870 832158	✓

Silver Plateada Argentato



W	⊖	∅ mm	↑ mm	□	lm /90°	cd	↘	K	⌚	ON/OFF	⊞	EAN	☑
20	GU5,3	51	45			3500	10°	2900	4.000		10	4000870 833322	✓
35	GU5,3	51	45			4100	10°	2900	4.000		10	4000870 833643	✓
50	GU5,3	51	45			10000	10°	2900	4.000		10	4000870 833353	✓

Silver Plateada Argentato



W	⊖	∅ mm	↑ mm	□	lm /90°	cd	↘	K	⌚	ON/OFF	⊞	EAN	☑
10	GU5,3	51	45			260	38°	2900	4.000		10	4000870 833424	✓
16	GU5,3	51	46			500	36°	2900	5.000		10	4000870 800270	✓
20	GU5,3	51	45			700	38°	2900	4.000		10	4000870 833797	✓
28	GU5,3	51	46			1300	36°	2900	5.000		10	4000870 800287	✓
35	GU5,3	51	45			1250	38°	2900	4.000		10	4000870 833810	✓
40	GU5,3	51	46			1800	36°	2900	5.000		10	4000870 800294	✓
50	GU5,3	51	45			1700	38°	2900	4.000		10	4000870 833803	✓

Silver Plateada Argentato



W	⊖	∅ mm	↑ mm	□	lm /90°	cd	↘	K	⌚	ON/OFF	⊞	EAN	☑
20	GU5,3	51	45			400	60°	2900	4.000		10	4000870 833360	✓
35	GU5,3	51	45			630	60°	2900	4.000		10	4000870 833667	✓
50	GU5,3	51	45			1000	60°	2900	4.000		10	4000870 833568	✓

Security
Diffuses 80 % of the heat to the front (special coating). Ideal for recessed lighting (no hazard for insulating material)

Seguridad
Disipa el 80% del calor por delante (recubrimiento de superficie especial). Ideal para lámparas empotrables (sin riesgo para el material aislante)

Security
Devia l'80% del calore verso la parte anteriore (rivestimento speciale). Ideale per le luci a incasso (non danneggia i materiali isolanti)



Silver Plateada Argentato



Security

W	⊖	∅ mm	↑ mm	□	lm /90°	cd	↘	K	⌚	ON/OFF	⊞	EAN	☑
16	GU5,3	51	46			545	38°	3000	4.000		10	4000870 800454	✓
20	GU5,3	51	45			700	38°	2900	4.000		10	4000870 832448	✓
28	GU5,3	51	46			1097	38°	3000	4.000		10	4000870 800478	✓
35	GU5,3	51	45			1100	38°	2900	4.000		10	4000870 832455	✓
40	GU5,3	51	46			1438	38°	3000	4.000		10	4000870 800492	✓
50	GU5,3	51	45			1800	38°	2900	4.000		10	4000870 832462	✓

Maxiflood
Radiates evenly in every direction
(ideal for colored lamp shades)

Maxiflood
Alumbra circularmente en todas las
direcciones (ideal para pantallas
de color)

Maxiflood
Illuminazione omogenea a 360
gradi (ideale per i paralumi
colorati)



Soft opal Softopal Opale tenue



Maxiflood

W	⊖	∅ mm	⊖ mm	⊖	lm	cd	⊖	K	⌚	ON/OFF	⊖	EAN	⊖	
20	GU5,3	51	45		280			2900	2.000	8000	10	4000870 832530	✓	832.53
35	GU5,3	51	45		532			2900	2.000	8000	10	4000870 832608	✓	832.60
50	GU5,3	51	45		834			2900	2.000	8000	10	4000870 832417	✓	832.41

Gold
Warm and comfortable light due to
specially purified glass body

Oro
Luz cálida y acogedora gracias a sus
nobles cuerpos vítreos

Oro
Luce calda e piacevole grazie alla
speciale lavorazione del corpo di
vetro



Gold

Gold Oro Oro

W	⊖	∅ mm	⊖ mm	⊖	lm _{90°}	cd	⊖	K	⌚	ON/OFF	⊖	EAN	⊖	
20	GU5,3	51	45			624	38°	2200	4.000		10	4000870 833254	✓	833.25
35	GU5,3	51	45			1000	38°	2200	4.000		10	4000870 833537	✓	833.53

Juwel
Brilliant halogen light shines to the
front; satin-coloured reflections
shimmering to the back.

Juwel
Brillante luz halógena hacia el
frente y tenues reflejos satinados
hacia atrás.

Juwel
Luce alogena brillante sul davanti
e riflessi scintillanti in colori
satinati dietro.



Juwel

Silver Plateada Argentato

W	⊖	∅ mm	⊖ mm	⊖	lm _{90°}	cd	⊖	K	⌚	ON/OFF	⊖	EAN	⊖	
20	GU5,3	51	45			700	38°	2900	4.000		10	4000870 833148	✓	833.14
35	GU5,3	51	45			1250	38°	2900	4.000		10	4000870 833162	✓	833.16

Akzent
Durable outer coating in
aluminium, silver, black or gold

Akzent
Duradero recubrimiento exterior en
aluminio, plata, negro u oro

Akzent
Rivestimento esterno di lunga
durata in alluminio, argento, nero
oppure oro



Alu Aluminium Alluminio



Akzent

W	⊖	∅ mm	⊖ mm	⊖	lm _{90°}	cd	⊖	K	⌚	ON/OFF	⊖	EAN	⊖	
20	GU5,3	51	45			700	38°	2900	4.000		10	4000870 832004	✓	832.00
35	GU5,3	51	45			1100	38°	2900	4.000		10	4000870 832097	✓	832.09
50	GU5,3	51	45			1800	38°	2900	4.000		10	4000870 832042	✓	832.04

Chrome Cromo Cromo



Akzent

W	⊖	∅ mm	⊖ mm	⊖	lm _{90°}	cd	⊖	K	⌚	ON/OFF	⊖	EAN	⊖	
20	GU5,3	51	45			700	38°	2900	4.000		10	4000870 832011	✓	832.01
35	GU5,3	51	45			1100	38°	2900	4.000		10	4000870 832103	✓	832.10
50	GU5,3	51	45			1800	38°	2900	4.000		10	4000870 832059	✓	832.05

White Blanco Bianco



Akzent

W	⊖	∅ mm	⊖ mm	⊖	lm _{90°}	cd	⊖	K	⌚	ON/OFF	⊖	EAN	⊖	
50	GU5,3	51	45			1800	38°	2900	4.000		10	4000870 832080	✓	832.08

Black Negro Nero



Akzent

W	⊖	∅ mm	⊖ mm	⊖	lm _{90°}	cd	⊖	K	⌚	ON/OFF	⊖	EAN	⊖	
20	GU5,3	51	45			700	38°	2900	4.000		10	4000870 832035	✓	832.03
35	GU5,3	51	45			1100	38°	2900	4.000		10	4000870 832127	✓	832.12
50	GU5,3	51	45			1800	38°	2900	4.000		10	4000870 832073	✓	832.07



Deco-Akzent

Full chrome Cromo Totalmente cromato

W	⊖	∅ mm	↑ mm	⊓	lm/90°	cd	↘	K	⌚	ON/OFF	⊞	EAN	⊞
35	GU5,3	51	45		1100	1100	38°	2900	4.000		10	4000870 832646	✓
													832.64



True Color

Red Rojo Rosso



W	⊖	∅ mm	↑ mm	⊓	lm	cd	↘	K	⌚	ON/OFF	⊞	EAN	⊞
35	GU5,3	51	45		700	700	38°	2900	2.000		10	4000870 833698	✓
													833.69



True Color

Yellow Amarillo Giallo



W	⊖	∅ mm	↑ mm	⊓	lm	cd	↘	K	⌚	ON/OFF	⊞	EAN	⊞
35	GU5,3	51	45		900	900	38°	2900	2.000		10	4000870 833704	✓
													833.70



True Color

Green Verde Verde



W	⊖	∅ mm	↑ mm	⊓	lm	cd	↘	K	⌚	ON/OFF	⊞	EAN	⊞
35	GU5,3	51	45		750	750	38°	2900	2.000		10	4000870 833681	✓
													833.68



True Color

Blue Azul Blu



W	⊖	∅ mm	↑ mm	⊓	lm	cd	↘	K	⌚	ON/OFF	⊞	EAN	⊞
35	GU5,3	51	45		600	600	38°	2900	2.000		10	4000870 833674	✓
													833.67



Silver Plateada Argentato

W	⊖	∅ mm	↑ mm	⊓	lm/90°	cd	↘	K	⌚	ON/OFF	⊞	EAN	⊞
20	GU5,3		45			450	60°	2900	1.500		10	4000870 833711	✓
													833.71
35	GU5,3		45			310	60°	2900	1.500		10	4000870 833742	✓
													833.74



Quadro

Silver Plateada Argentato

W	⊖	∅ mm	↑ mm	⊓	lm/90°	cd	↘	K	⌚	ON/OFF	⊞	EAN	⊞
20	GU5,3		45			450	60°	2900	1.500		10	4000870 832233	✓
													832.23
35	GU5,3		45			855	60°	2900	1.500		10	4000870 832257	✓
													832.25



Hexagonal

Silver Plateada Argentato

W	⊖	∅ mm	↑ mm	⊓	lm/90°	cd	↘	K	⌚	ON/OFF	⊞	EAN	⊞
40	G53	111	51			3500	24°	2900	4.000		6	4000870 800379	✓
													800.37
50	G53	111	51			3500	24°	2900	2.000		6	4000870 832615	✓
													832.61
60	G53	111	51			5250	24°	2900	4.000		6	4000870 800386	✓
													800.38
75	G53	111	45			4144	24°	2900	2.000		6	4000870 832745	✓
													832.74



AR 111



Bulb continuity tester, E14, E27, halogen bulbs
Lámpara incandescente probador de continuidad, E14, E27, lámparas halógenas
Apparecchio di prova di continuità elettrica delle lampade ad incandescenza, E14, E27, lampade alogene

E27 / E14
 9V
 ∅135 ↔45 ↗45 mm
 EAN 4000870 002254
225

Blue
 Azul
 Blu

*The light bulbs of the next generation –
230 V halogen lamps from Paulmann*

*Las bombillas de la siguiente generación –
lámparas halógenas de 230 V de Paulmann*

*Le lampadine a incandescenza della prossima generazione -
lampadine alogene da 230 V Paulmann*



Halogen lamps 230V

Lámparas halógenas de 230V

Lampade alogene da 230V

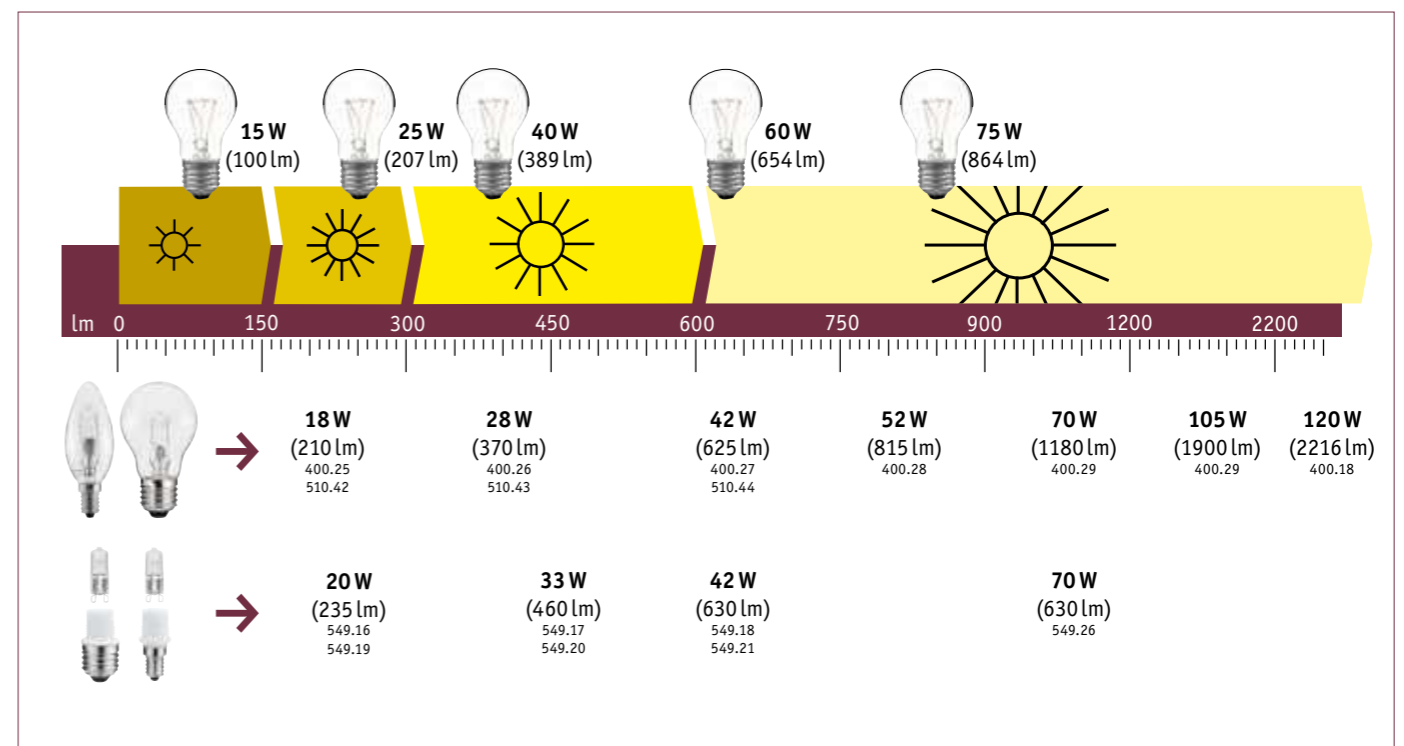
436 Halogen rods
Tubos halógenos
Barre alogene

436 Halogen lamps
Lámparas halógenas
Lampade alogene

- ▶ Energy consumption reduced by up to 25 % ¹⁾
- ▶ Light quality as known from conventional light bulbs
- ▶ Variable dimming: mood and brightness as needed, additional energy conservation
- ▶ Many unique special functions and shapes available
- ▶ Decorated shapes and colours for diverse luminaire styles

- ▶ Hasta un 25 % de menor consumo energético ¹⁾
- ▶ La misma calidad de luz que las bombillas incandescentes tradicionales
- ▶ Regulables sin escalonados: ambiente y claridad según se necesite, con ahorro adicional de energía
- ▶ Disponible en singulares formas y con funciones especiales
- ▶ Formas decorativas y colores para diversos estilos de lámpara

- ▶ Fino a 25 % di consumo energetico in meno ¹⁾
- ▶ La stessa qualità della luce delle lampadine a incandescenza tradizionali
- ▶ Intensità continuamente regolabile: comfort e luminosità secondo le necessità, ulteriore risparmio energetico
- ▶ Molte funzioni speciali esclusive e forme disponibili
- ▶ Forme decorate e colori per diversi stili di luci



¹⁾ Compared to a conventional bulb frente a lámparas incandescentes normales rispetto a una lampadina a incandescenza tradizionale



Clear Claro Chiaro

W	⊖	∅ mm	↑ mm	□	lm	cd	↘	K	⌚	ON/OFF	⊞	EAN	☑	
60	R7s	12		C	971			2900	1.000	4000	10	4000870 800607	✓	800.60
80	R7s	12		C	1375			2900	1.000	4000	10	4000870 800614	✓	800.61



Clear Claro Chiaro

W	⊖	∅ mm	↑ mm	□	lm	cd	↘	K	⌚	ON/OFF	⊞	EAN	☑	
80	R7s	12		C	1375			2900	1.000	4000	10	4000870 800393	✓	800.39
120	R7s	12		C	2216			2900	1.000	4000	10	4000870 800591	✓	800.59
160	R7s	12		C	3085			2900	1.000	4000	10	4000870 800409	✓	800.40
230	R7s	12		C	4644			3000	2.000	8000	10	4000870 800416	✓	800.41
400	R7s	12		C	8545			3000	1.000	4000	10	4000870 800423	✓	800.42



Clear Claro Chiaro

W	⊖	∅ mm	↑ mm	□	lm	cd	↘	K	⌚	ON/OFF	⊞	EAN	☑	
2x20	G9	13	42	C	240			2700	1.000	4000	10	4000870 800300	✓	800.30
2x28	G9	13	42	C	370			2800	2.000	8000	10	4000870 800621	✓	800.62
2x33	G9	13	42	C	460			2800	1.000	4000	10	4000870 800317	✓	800.31
2x42	G9	13	42	C	625			2800	1.000	4000	10	4000870 800324	✓	800.32
2x52	G9	13	42	C	815			2800	1.000	4000	10	4000870 800331	✓	800.33
2x70	G9	14	42	C	1173			2900	1.500	6000	10	4000870 800638	✓	new 800.63



Deco Pipe

Clear Claro Chiaro

W	⊖	∅ mm	↑ mm	□	lm	cd	↘	K	⌚	ON/OFF	⊞	EAN	☑	
33	G9	22	90	C	440			2800	1.000	4000	10	4000870 800645	✓	new 800.64



Deco Pipe

Clear Claro Chiaro

W	⊖	∅ mm	↑ mm	□	lm	cd	↘	K	⌚	ON/OFF	⊞	EAN	☑	
28	GZ10	22	80	C	340			2700	1.000	4000	10	4000870 800652	✓	new 800.65
40	GZ10	22	80	C	570			2800	1.000	4000	10	4000870 800669	✓	new 800.66



Chrome Cromo Cromo

W	⊖	∅ mm	↑ mm	□	lm/90°	cd	↘	K	⌚	ON/OFF	⊞	EAN	☑	
35	GU10	35	50			450	24°	2900	2.000		10	4000870 836323	✓	836.32



Chrome Cromo Cromo

W	⊖	∅ mm	↑ mm	□	lm/90°	cd	↘	K	⌚	ON/OFF	⊞	EAN	☑	
28	GU10	51	53			650	30°	2900	1.500		10	4000870 800355	✓	800.35
40	GU10	51	53			900	30°	2900	1.000		10	4000870 800362	✓	800.36



W	⊖	∅ mm	↑ mm	□	lm/90°	cd	↘	K	⌚	ON/OFF	⊞	EAN	☑	
25	GU10	51	53			550	30°	2900	4.000		10	4000870 836330	✓	836.33
35	GU10	51	53			700	30°	2900	4.000		10	4000870 836347	✓	836.34
50	GU10	51	53			800	30°	2900	4.000		10	4000870 836354	✓	836.35



W	⊖	∅ mm	↑ mm	□	lm/90°	cd	↘	K	⌚	ON/OFF	⊞	EAN	☑	
3x35	GU10	51	53			700	30°	2900	2.000		10	4000870 836385	✓	836.38
3x50	GU10	51	53			800	30°	2900	2.000		10	4000870 836392	✓	836.39



Soft opal Softopal Opale tenue

W	⊖	∅ mm	↑ mm	□	lm	cd	↘	K	⌚	ON/OFF	⊞	EAN	☑	
28	GZ10	51	52	C	370			2700	1.000	4000	10	4000870 800430	✓	800.43
40	GZ10	51	52	C	586			2900	1.000	4000	10	4000870 800447	✓	800.44



Maxiflood



Alu Aluminio Alluminio

W	⊖	∅ mm	↑ mm	□	lm/90°	cd	↘	K	⌚	ON/OFF	⊞	EAN	☑	
35	GU10	51	52			450	30°	2900	1.500		10	4000870 836439	✓	836.43
50	GU10	51	52			700	30°	2900	1.500		10	4000870 836446	✓	836.44



Deco-Akzent



Deco-Akzent

Satin Satinada Satinato

W	⊖	∅ mm	↑ mm	□	lm/90°	cd	↘	K	⌚	ON/OFF	⊞	EAN	☑	
50	GU10	51	52			700	30°	2900	1.500		10	4000870 836422	✓	836.42



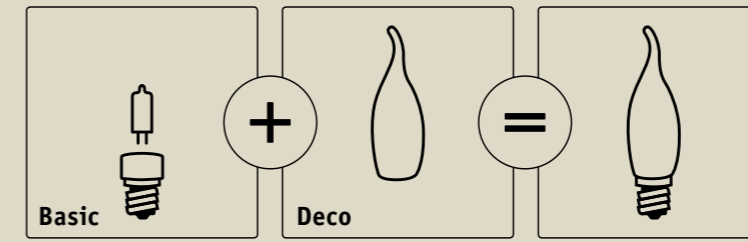
W	⊖	∅ mm	↑ mm	□	lm	cd	↘	K	⌚	ON/OFF	Ⓛ	EAN	Ⓜ	Price
Red Rojo Rosso														
50	GU10	51	52		184	35°		1.500		10	4000870 836453	✓		836.45
Yellow Amarillo Giallo														
50	GU10	51	52		674	35°		1.500		10	4000870 836460	✓		836.46
Green Verde Verde														
50	GU10	51	52		219	35°		1.500		10	4000870 836477	✓		836.47
Blue Azul Blu														
50	GU10	51	52		77	35°		1.500		10	4000870 836484	✓		836.48

W	⊖	∅ mm	↑ mm	□	lm/90°	cd	↘	K	⌚	ON/OFF	Ⓛ	EAN	Ⓜ	Price
Chrome Cromo Cromo														
75	GU10	63	65		2400	30°		2900	2.000	10	4000870 229521	✓		229.52

W	⊖	∅ mm	↑ mm	□	lm/90°	cd	↘	K	⌚	ON/OFF	Ⓛ	EAN	Ⓜ	Price
Chrome Cromo Cromo														
50	GU10	111	73		1300	24°		2900	2.000	6	4000870 229538	✓		229.53
75	GU10	111	73		2000	24°		2900	2.000	6	4000870 229545	✓		229.54

W	⊖	∅ mm	↑ mm	□	lm/90°	cd	↘	K	⌚	ON/OFF	Ⓛ	EAN	Ⓜ	Price
Chrome Cromo Cromo														
35	GU10	51	52		650	35°		2900	1.500	10	4000870 836361	✓		836.36
3x35	GU10	51	52		560	35°		2900	1.500	10	4000870 032305	✓		3230
50	GU10	51	52		800	35°		2900	1.500	10	4000870 836569	✓		836.56
3x50	GU10	51	52		650	35°		2900	1.500	10	4000870 032244	✓		3224

Your own combination!
 ¡Haga sus propias combinaciones!
 Scegliete da soli le combinazioni!




- Decorated halogen lamps from Paulmann – all shapes, many colours
- Popular decorated shapes and colours for divers luminaire styles
 - Opal matt surfaces
 - For sockets with E14 or E27 sockets
 - Brilliant light, efficient technology: Energy consumption reduced by up to 25% ¹⁾
 - Do your own combinations: glass + socket = decorated lamp
- Lámparas halógenas decoradas de Paulmann – todas las formas y muchos colores
- Variadas formas decorativas y colores para diversos estilos de lámpara
 - Superficies en opal mate
 - Para portalámparas con casquillo E14 o E27
 - Luz brillante, técnica eficiente: Hasta un 25% de menor consumo energético ¹⁾
 - Haga sus propias combinaciones: vidrio + portalámparas = lámpara decorativa
- Lampadine alogene decorate Paulmann – tutte le forme e tanti colori
- Forme decorate e colori apprezzati per diversi stili di luci
 - Superfici opali opache
 - Per basi con portalampade E14 o E27
 - Luce brillante, tecnologia efficiente: Fino a 25% di consumo energetico in meno ¹⁾
 - Scegliete da soli le combinazioni - Vetro + base = Lampade decorate




¹⁾ Compared to a conventional bulb
 Frente a lámparas incandescentes normales
 Rispetto a una lampadina a incandescenza tradizionale

W	⊖	∅ mm	↑ mm	□	lm	cd	↘	K	⌚	ON/OFF	Ⓛ	EAN	Ⓜ	Price
Clear Claro Chiaro														
20	E27	28	51	C	235			2700	1.500	4000	10	4000870 549162	✓	549.16
33	E27	28	51	C	460			2800	1.500	6000	10	4000870 549179	✓	549.17
42	E27	28	51	C	630			2800	1.500	4000	10	4000870 549186	✓	549.18
70	E27	28	51	C	1173			2900	1.500	6000	10	4000870 549261	✓	new 549.26
White Blanco Bianco														
20	E14	25	52	C	235			2700	1.500	4000	10	4000870 549193	✓	549.19
33	E14	25	52	C	460			2800	1.500	6000	10	4000870 549209	✓	549.20
42	E14	25	52	C	630			2800	1.500	6000	10	4000870 549216	✓	549.21

W	⊖	∅ mm	↑ mm	□	lm	cd	↘	K	⌚	ON/OFF	Ⓛ	EAN	Ⓜ	Price
White Blanco Bianco														
	G9 / B22d	28	50								10	4000870 549278	✓	new 549.27
	G9 / B15d	25	50								10	4000870 549285	✓	new 549.28



Clear Claro Chiaro



Opal Opal Opale



Satin Satinada Satinato



Gold Oro Oro



Ice-crystal clear Craquele clara Cristalli di ghiaccio chiaro



Soft yellow Amarillo satinado Giallo pallido



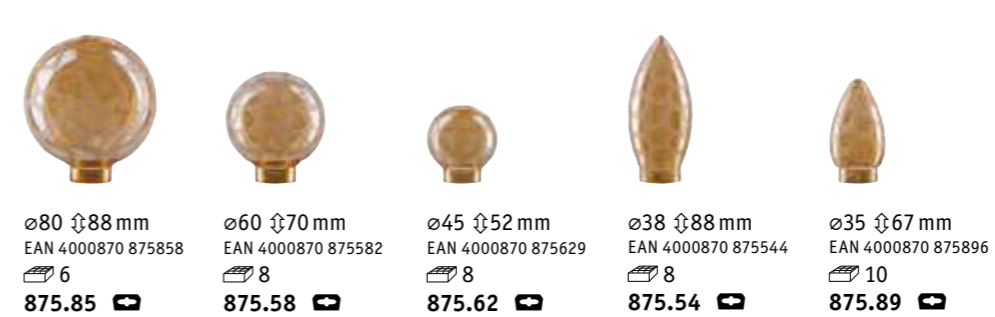
Ice-crystal amber Craquele ambar Cristalli di ghiaccio ambrato



Terracotta Terracota Terracotta



Gold kroko-ice Kroko - malla ambar Kraklè dorato



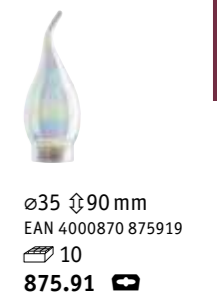
Crown mirror silver Cupula espejo plata Testina a specchio argentato



Crown mirror gold Cupula espejo oro Testina a specchio dorato



Dichroic Dicroico Dicroico



Clear Claro Chiaro



W	⊖	∅ mm	↑ mm	□	lm	cd	↘	K	⌚	ON/OFF	⊞	EAN	⊞
18	E27	55	95	C	210			2900	1.000	4000	6	4000870 400258	400.25
28	E27	55	95	C	370			2750	1.000	4000	6	4000870 400265	400.26
42	E27	55	98	C	625			2900	1.000	4000	6	4000870 400272	400.27
52	E27	60	106	C	815			2850	1.000	4000	6	4000870 400289	400.28
70	E27	60	106	C	1180			2900	1.000	4000	6	4000870 400296	new 400.29

Clear Claro Chiaro



W	⊖	∅ mm	↑ mm	□	lm	cd	↘	K	⌚	ON/OFF	⊞	EAN	⊞
105	E27	60	105	C	1900			2900	2.000	8000	6	4000870 400173	new 400.17
120	E27	60	105	C	2216			2900	2.000	8000	6	4000870 400180	new 400.18

Clear Claro Chiaro



W	⊖	∅ mm	↑ mm	□	lm	cd	↘	K	⌚	ON/OFF	⊞	EAN	⊞
42	B22d	55	97	C	625			2900	1.000	4000	6	4000870 400302	400.30
70	B22d	60	104	C	1180			2900	1.000	4000	6	4000870 400319	400.31

Clear Claro Chiaro



W	⊖	∅ mm	↑ mm	□	lm	cd	↘	K	⌚	ON/OFF	⊞	EAN	⊞
18	E14	35	98	C	205			2900	1.000	4000	10	4000870 510421	510.42
28	E14	35	98	C	370			2750	1.000	4000	10	4000870 510438	510.43
42	E14	35	98	C	625			2800	1.000	4000	10	4000870 510445	510.44

Clear Claro Chiaro



W	⊖	∅ mm	↑ mm	□	lm	cd	↘	K	⌚	ON/OFF	⊞	EAN	⊞
18		35	124	C	205			2700	2.000	8000	10	4000870 510469	new 510.46
28	E14	35	124	C	370			2700	1.000	4000	10	4000870 513286	new 513.28
42	E14	35	124	C	625			2800	1.000	4000	10	4000870 513293	new 513.29

Clear Claro Chiaro



W	⊖	∅ mm	↑ mm	□	lm	cd	↘	K	⌚	ON/OFF	⊞	EAN	⊞
20	E14	25	85	C	235			2700	1.000	4000	10	4000870 540237	new 540.23
33	E14	25	85	C	458			2800	1.500	6000	10	4000870 540244	new 540.24



Clear Claro Chiaro

W	⊖	∅ mm	↑ mm	□	lm	cd	↘	K	⌚	ON/OFF	⊞	EAN	⊞
28	B22d	35	93	C	370			2900	1.000	4000	10	4000870 510452	510.45

Clear Claro Chiaro



W	⊖	∅ mm	↑ mm	□	lm	cd	↘	K	⌚	ON/OFF	⊞	EAN	⊞
18	E27	45	72	C	160			2800	1.000	4000	8	4000870 800164	800.16
28	E27	45	72	C	370			2800	1.000	4000	8	4000870 800171	800.17
42	E27	45	72	C	630			2800	1.000	4000	8	4000870 800188	800.18

Clear Claro Chiaro



W	⊖	∅ mm	↑ mm	□	lm	cd	↘	K	⌚	ON/OFF	⊞	EAN	⊞
18	E14	45	80	C	210			2900	1.000	4000	8	4000870 314654	314.65
28	E14	45	80	C	370			2900	1.000	4000	8	4000870 314661	314.66
42	E14	45	80	C	625			2800	1.000	4000	8	4000870 314678	314.67

Clear Claro Chiaro



W	⊖	∅ mm	↑ mm	□	lm	cd	↘	K	⌚	ON/OFF	⊞	EAN	⊞
28	B22d	45	73	C	370			2750	1.000	4000	8	4000870 314685	314.68

Silver Plateada Argentato



W	⊖	∅ mm	↑ mm	□	lm/90°	cd	↘	K	⌚	ON/OFF	⊞	EAN	⊞
28	E14	50	85			300	40°	2800	1.000		8	4000870 200117	200.11
42	E14	50	85			400	40°	2800	1.500		8	4000870 200148	200.14

Silver Plateada Argentato



W	⊖	∅ mm	↑ mm	□	lm/90°	cd	↘	K	⌚	ON/OFF	⊞	EAN	⊞
28	E27	63	105			390	35°	2800	1.000		6	4000870 200131	200.13
42	E27	63	102			700	35°	2800	1.000		6	4000870 200124	200.12



Blue
Azul
Blu

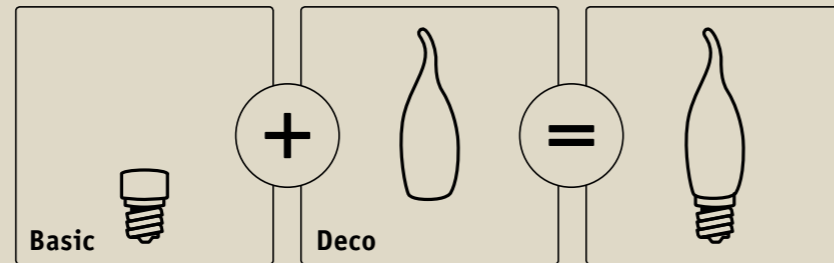
Bulb continuity tester, E14, E27, halogen bulbs
Lámpara incandescente probador de continuidad, E14, E27, lámparas halógenas
Apparecchio di prova di continuità elettrica delle lampade ad incandescenza, E14, E27, lampade alogene

E27 / E14
 9V
 ↑135 ↔45 ↗45 mm
 EAN 4000870 002254
 225

Decorated lights 230 V
Lámparas decoradas 230 V
Lampade decorate 230 V



Your own combination!
¡Haga sus propias combinaciones!
Scegliete da soli le combinazioni!



Opal Opal Opale

Satin Satinada Satinato

ø100 ↑105 mm EAN 4000870 875797 4 875.79	ø80 ↑85 mm EAN 4000870 875803 5 875.80	ø60 ↑70 mm EAN 4000870 875810 6 875.81	ø100 ↑105 mm EAN 4000870 875209 4 875.20	ø80 ↑85 mm EAN 4000870 875360 5 875.36	ø60 ↑70 mm EAN 4000870 875285 6 875.28	ø42 ↑115 mm EAN 4000870 875414 8 875.41

Warm white Blanco cálido Bianco caldo

LED

W	⊖	ø mm	↑ mm	□	lm	cd	⊘	K	⌚	ON/OFF	⊞	EAN	⊞	
2,2	E27	35	95		128			3200	20.000	50000	10	4000870 281208	✓	281.20

Warm white Blanco cálido Bianco caldo

W	⊖	ø mm	↑ mm	□	lm	cd	⊘	K	⌚	ON/OFF	⊞	EAN	⊞	
3	E27	35	128		214			3000	20.000	50000	10	4000870 281185	✓	281.18

Warm white Blanco cálido Bianco caldo

W	⊖	ø mm	↑ mm	□	lm	cd	⊘	K	⌚	ON/OFF	⊞	EAN	⊞	
2,2	E14	35	94		128			3000	20.000	50000	10	4000870 281192	✓	281.19

Warm white Blanco cálido Bianco caldo

Energy Saver

W	⊖	ø mm	↑ mm	□	lm	cd	⊘	K	⌚	ON/OFF	⊞	EAN	⊞	
5	E27	37	123	A	177			2700	10.000	10000	10	4000870 870365	✓	870.36
7	E27	37	123	A	286			2700	10.000	10000	10	4000870 870334	✓	870.33
10	E27	37	123	A	468			2700	10.000	10000	10	4000870 870341	✓	870.34

W	⊖	ø mm	↑ mm	□	lm	cd	⊘	K	⌚	ON/OFF	⊞	EAN	⊞	
5	E14	37	123	A	177			2700	10.000	10000	10	4000870 870303	✓	870.30
7	E14	37	123	A	286			2700	10.000	10000	10	4000870 870310	✓	870.31
9	E14	37	123	A	405			2700	10.000	10000	10	4000870 870327	✓	870.32

Clear Claro Chiaro

Halogen 230V

W	⊖	ø mm	↑ mm	□	lm	cd	⊘	K	⌚	ON/OFF	⊞	EAN	⊞	
33	E27	35	60	C	460			2900	1.500	4000	10	4000870 549223	✓	549.22
42	E27	35	60	C	630			2900	1.500	4000	10	4000870 549230	✓	549.23
20	E14	35	60	D	235			2900	1.500	4000	10	4000870 549247	✓	549.24
33	E14	35	60	C	460			2900	1.500	4000	10	4000870 549254	✓	549.25

The classical light bulbs from Paulmann

Las clásicas bombillas de Paulmann

Lampadine a incandescenza classiche Paulmann



- ▶ The popular warm light bulb light
- ▶ Functional lamps for sewing machines, refrigerator or oven
- ▶ Effect and colour variations
- ▶ Black light
- ▶ Reflector lamps

- ▶ La apreciada luz cálida de la bombilla incandescente tradicional
- ▶ Lámparas para usar en máquinas de coser, refrigeradores y hornos
- ▶ Variantes de color y efectos
- ▶ Luz negra
- ▶ Lámparas con reflector

- ▶ La luce calda e apprezzata delle lampadine a incandescenza
- ▶ Lampade funzionali per macchine da cucire, frigoriferi o forni
- ▶ Varianti di effetti e colori
- ▶ Luce nera
- ▶ Riflettori



Conventional light bulbs

Medios de iluminación convencionales

Lampade convenzionali

448 Pygmy lamps
Lámparas pygmy
Lampadine

449 Drop lights
Lámparas gota
Lampade a goccia

450 Candle lights
Lámparas vela
Lampade a candela

452 Standard lights
Lámparas estándar
Lampade multiuso

454 Deco Rustika

455 Reflector lights
Lámparas reflectoras
Lampade a riflettore

459 Special lights
Lámparas especiales
Lampade speciali

Clear Claro Chiaro

W	Base	Ø mm	Height mm	Shape	lm	cd	Beam	K	Life	ON/OFF	Box	EAN	Price
7	E14	25	60	D	43			2500	1.000		16	4000870 800157	800.15

Red Rojo Rosso

W	Base	Ø mm	Height mm	Shape	lm	cd	Beam	K	Life	ON/OFF	Box	EAN	Price
15	E14	25	60						1.000		16	4000870 800119	800.11

Yellow Amarillo Giallo

W	Base	Ø mm	Height mm	Shape	lm	cd	Beam	K	Life	ON/OFF	Box	EAN	Price
15	E14	25	60						1.000		16	4000870 800126	800.12

Green Verde Verde

W	Base	Ø mm	Height mm	Shape	lm	cd	Beam	K	Life	ON/OFF	Box	EAN	Price
15	E14	25	60						1.000		16	4000870 800133	800.13

TV - Blue TV - Azul TV - Bleu

W	Base	Ø mm	Height mm	Shape	lm	cd	Beam	K	Life	ON/OFF	Box	EAN	Price
15	E14	25	60	G					1.000		16	4000870 810101	810.10

Red Rojo Rosso

W	Base	Ø mm	Height mm	Shape	lm	cd	Beam	K	Life	ON/OFF	Box	EAN	Price
25	E27	45	70						1.000		8	4000870 401316	401.31

W	Base	Ø mm	Height mm	Shape	lm	cd	Beam	K	Life	ON/OFF	Box	EAN	Price
25	E14	45	76						1.000		8	4000870 401217	401.21

Yellow Amarillo Giallo

W	Base	Ø mm	Height mm	Shape	lm	cd	Beam	K	Life	ON/OFF	Box	EAN	Price
25	E27	45	70						1.000		8	4000870 401323	401.32

W	Base	Ø mm	Height mm	Shape	lm	cd	Beam	K	Life	ON/OFF	Box	EAN	Price
25	E14	45	76						1.000		8	4000870 401224	401.22

Green Verde Verde

W	Base	Ø mm	Height mm	Shape	lm	cd	Beam	K	Life	ON/OFF	Box	EAN	Price
25	E27	45	70						1.000		8	4000870 401330	401.33

W	Base	Ø mm	Height mm	Shape	lm	cd	Beam	K	Life	ON/OFF	Box	EAN	Price
25	E14	45	76						1.000		8	4000870 401231	401.23

Blue Azul Blu

W	Base	Ø mm	Height mm	Shape	lm	cd	Beam	K	Life	ON/OFF	Box	EAN	Price
25	E27	45	70						1.000		8	4000870 401347	401.34

W	Base	Ø mm	Height mm	Shape	lm	cd	Beam	K	Life	ON/OFF	Box	EAN	Price
25	E14	45	76						1.000		8	4000870 401248	401.24

Matt Mate Interno opaco

W	Base	Ø mm	Height mm	Shape	lm	cd	Beam	K	Life	ON/OFF	Box	EAN	Price
8	E27	45	70	E	40			2500	1.000		8	4000870 128084	128.08


W	Base	Ø mm	Height mm	Shape	lm	cd	Beam	K	Life	ON/OFF	Box	EAN	Price
8	E14	45	78	E	40			2500	1.000		8	4000870 127087	127.08

Silver Plateada Argentato

W	Base	Ø mm	Height mm	Shape	lm	cd	Beam	K	Life	ON/OFF	Box	EAN	Price
25	E14	45	78					2500	1.000		8	4000870 300206	300.20


W	Base	Ø mm	Height mm	Shape	lm	cd	Beam	K	Life	ON/OFF	Box	EAN	Price
40	E14	45	78					2700	1.000		8	4000870 300404	300.40






Matt Mate Interno opaco

W	⊖	∅ mm	↑ mm	□	lm	cd	↔	K	⌚	ON/OFF	📦	EAN	🏷️
8	E27	35	95	E	40			2700	1.000		10	4000870 444085	444.08




W	⊖	∅ mm	↑ mm	□	lm	cd	↔	K	⌚	ON/OFF	📦	EAN	🏷️
8	E14	35	97	E	40			2700	1.000	4000	10	4000870 449080	449.08




Red Rojo Rosso

W	⊖	∅ mm	↑ mm	□	lm	cd	↔	K	⌚	ON/OFF	📦	EAN	🏷️
25	E14	35	98						1.000		10	4000870 402214	402.21




Yellow Amarillo Giallo

W	⊖	∅ mm	↑ mm	□	lm	cd	↔	K	⌚	ON/OFF	📦	EAN	🏷️
25	E14	35	98						1.000		10	4000870 402221	402.22




Green Verde Verde

W	⊖	∅ mm	↑ mm	□	lm	cd	↔	K	⌚	ON/OFF	📦	EAN	🏷️
25	E14	35	98						1.000		10	4000870 402238	402.23




Blue Azul Blu

W	⊖	∅ mm	↑ mm	□	lm	cd	↔	K	⌚	ON/OFF	📦	EAN	🏷️
25	E14	35	98						1.000		10	4000870 402245	402.24


Multicolor Multicolor Multicolore

W	⊖	∅ mm	↑ mm	□	lm	cd	↔	K	⌚	ON/OFF	📦	EAN	🏷️
25	E14	35	97						1.000		10	4000870 402269	402.26




Multicolor Multicolor Multicolore

W	⊖	∅ mm	↑ mm	□	lm	cd	↔	K	⌚	ON/OFF	📦	EAN	🏷️
25	E14	35	97						1.000		10	4000870 402252	402.25


Clear Claro Chiaro

W	⊖	∅ mm	↑ mm	□	lm	cd	↔	K	⌚	ON/OFF	📦	EAN	🏷️
3	E27	35	90						1.000		10	4000870 531006	531.00




Clear Claro Chiaro

W	⊖	∅ mm	↑ mm	□	lm	cd	↔	K	⌚	ON/OFF	📦	EAN	🏷️
3	E14	35	97						1.000		10	4000870 530009	530.00




Clear Claro Chiaro

W	⊖	∅ mm	↑ mm	□	lm	cd	↔	K	⌚	ON/OFF	📦	EAN	🏷️
3	E14	35	130						1.000		10	4000870 530030	530.01




Red Rojo Rosso

W	⊖	∅ mm	↑ mm	□	lm	cd	↔	K	⌚	ON/OFF	📦	EAN	🏷️
3	E14	35	97						1.000		10	4000870 530016	530.01



Yellow Amarillo Giallo

W	⊖	∅ mm	↑ mm	□	lm	cd	↔	K	⌚	ON/OFF	📦	EAN	🏷️
3	E14	35	97						1.000		10	4000870 530023	530.02

Flame Flame- color cálido Flammé

W	⊖	∅ mm	↑ mm	□	lm	cd	↔	K	⌚	ON/OFF	📦	EAN	🏷️
3	E14	26	140						1.000		1	4000870 533000	533.00



Shockproof

Matt Mate Opaco



W	⊖	∅ mm	↑ mm	□	lm	cd	↔	K	⌚	ON/OFF	⊞	EAN	⊞
60	E27	60	108	G	440			2700	1.000	4000	6	4000870 400197	new 400.19
100	E27	60	108	F	1050			2700	1.000	4000	6	4000870 400203	new 400.20

Red Rojo Rosso



W	⊖	∅ mm	↑ mm	□	lm	cd	↔	K	⌚	ON/OFF	⊞	EAN	⊞
25	E27	55	95					1.000			6	4000870 400210	400.21
40	E27	55	95					1.000			6	4000870 400418	400.41

Yellow Amarillo Giallo



W	⊖	∅ mm	↑ mm	□	lm	cd	↔	K	⌚	ON/OFF	⊞	EAN	⊞
25	E27	55	95					1.000			6	4000870 400227	400.22
40	E27	55	95					1.000			6	4000870 400425	400.42

Green Verde Verde



W	⊖	∅ mm	↑ mm	□	lm	cd	↔	K	⌚	ON/OFF	⊞	EAN	⊞
25	E27	55	95					1.000			6	4000870 400234	400.23
40	E27	55	95					1.000			6	4000870 400432	400.43

Blue Azul Blu



W	⊖	∅ mm	↑ mm	□	lm	cd	↔	K	⌚	ON/OFF	⊞	EAN	⊞
25	E27	55	95					1.000			6	4000870 400241	400.24
40	E27	55	95					1.000			6	4000870 400449	400.44



Anti Insecta

Yellow Amarillo Giallo

W	⊖	∅ mm	↑ mm	□	lm	cd	↔	K	⌚	ON/OFF	⊞	EAN	⊞
60	E27	55	95					1.000			6	4000870 460603	460.60



Multicolor Multicolor Multicolore

W	⊖	∅ mm	↑ mm	□	lm	cd	↔	K	⌚	ON/OFF	⊞	EAN	⊞
25	E27	55	95					1.000			6	4000870 400401	400.40



Multicolor Multicolor Multicolore

W	⊖	∅ mm	↑ mm	□	lm	cd	↔	K	⌚	ON/OFF	⊞	EAN	⊞
25	E27	55	95					1.000			6	4000870 400395	400.39



Crown mirror silver Cupula espejo plata Testina a specchio argentato



W	⊖	∅ mm	↑ mm	□	lm	cd	↔	K	⌚	ON/OFF	⊞	EAN	⊞
40	E27	55	95					2700	1.000		6	4000870 301401	301.40
60	E27	55	95					2700	1.000		6	4000870 301609	301.60
100	E27	65	120					2700	1.000		6	4000870 301005	301.00



Clear Claro Chiaro

W	⊖	∅ mm	↑ mm	□	lm	cd	↘	K	⌚	ON/OFF	📦	EAN	📦
40	E27	60	110	G	230				1.000		6	4000870 548400	548.40
60	E27	60	110	G	430				1.000		6	4000870 548608	548.60

Clear Claro Chiaro

W	⊖	∅ mm	↑ mm	□	lm	cd	↘	K	⌚	ON/OFF	📦	EAN	📦
60	E27	60	106	G	190				1.000		6	4000870 700631	700.63

Clear Claro Chiaro

W	⊖	∅ mm	↑ mm	□	lm	cd	↘	K	⌚	ON/OFF	📦	EAN	📦
25	E14	35	101	G	100				1.000		10	4000870 551202	551.20
40	E14	35	101	G	240				1.000		10	4000870 551400	551.40

Clear Claro Chiaro

W	⊖	∅ mm	↑ mm	□	lm	cd	↘	K	⌚	ON/OFF	📦	EAN	📦
25	E14	35	101	G	100				1.000		10	4000870 552209	552.20
40	E14	35	101	G	230				1.000		10	4000870 552407	552.40

Clear Claro Chiaro

W	⊖	∅ mm	↑ mm	□	lm	cd	↘	K	⌚	ON/OFF	📦	EAN	📦
40	E14	35	130	G	230				1.000		10	4000870 553404	553.40

Clear Claro Chiaro

W	⊖	∅ mm	↑ mm	□	lm	cd	↘	K	⌚	ON/OFF	📦	EAN	📦
25	E14	20	114	G	90				1.000		10	4000870 540206	540.20
40	E14	20	114	G	220				1.000		10	4000870 540404	540.40

Clear Claro Chiaro

W	⊖	∅ mm	↑ mm	□	lm	cd	↘	K	⌚	ON/OFF	📦	EAN	📦
40	E27	65	140	G	170				1.000		1	4000870 550403	550.40

Matt Mate Opaco



R80

W	⊖	∅ mm	↑ mm	□	lm /90°	cd	↘	K	⌚	ON/OFF	📦	EAN	📦
40	E27	80	115			180	80°	2700	1.000		5	4000870 240403	240.40
60	E27	80	115			250	80°	2700	1.000		5	4000870 240601	240.60

Matt Mate Opaco



R63

W	⊖	∅ mm	↑ mm	□	lm /90°	cd	↘	K	⌚	ON/OFF	📦	EAN	📦
25	E27	63	102			200	35°	2700	1.000		6	4000870 220207	220.20
40	E27	63	102			450	35°	2700	1.000		6	4000870 220405	220.40
60	E27	63	102			800	35°	2700	1.000		6	4000870 220603	220.60

Matt Mate Opaco



R50

W	⊖	∅ mm	↑ mm	□	lm /90°	cd	↘	K	⌚	ON/OFF	📦	EAN	📦
25	E14	50	85			180	35°	2700	1.000		8	4000870 200209	200.20
40	E14	50	85			400	35°	2700	1.000		8	4000870 200407	200.40
60	E14	50	85			700	35°	2700	1.000		8	4000870 200605	200.60

Matt Mate Opaco



Spot

W	⊖	∅ mm	↑ mm	□	lm /90°	cd	↘	K	⌚	ON/OFF	📦	EAN	📦
40	E14	50	85			420	30°	2700	1.000		8	4000870 200483	200.48

Matt Mate Opaco



R39

W	⊖	∅ mm	↑ mm	□	lm	cd	↘	K	⌚	ON/OFF	📦	EAN	📦
30	E14	39	66			250	40°	2700	1.000		8	4000870 202302	202.30



Alu Aluminio Alluminio



R50

W	⊖	∅ mm	↑ mm	□	lm /90°	cd	↘	K	⌚	ON/OFF	📦	EAN	📦
40	E14	50	86			400	35°	2700	1.000		8	4000870 200018	200.01

Full chrome Cromo Totalmente cromato



R50

W	⊖	∅ mm	↑ mm	□	lm /90°	cd	↘	K	⌚	ON/OFF	📦	EAN	📦
40	E14	50	86			400	35°	2700	1.000		8	4000870 200032	200.03



Gold Oro Oro

W	Base	ø mm	Height mm	Beam angle	lm	cd	Beam diameter	K	Life (h)	ON/OFF	Dimmable	EAN	Price
60	E27	63	102	35°	720	35°	2300	1.000	6	4000870 227602		227.60	

R63



Gold Oro Oro

W	Base	ø mm	Height mm	Beam angle	lm	cd	Beam diameter	K	Life (h)	ON/OFF	Dimmable	EAN	Price
25	E14	50	85	35°	155	35°	2300	1.000	8	4000870 207208		207.20	

R50



Red Rojo Rosso

W	Base	ø mm	Height mm	Beam angle	lm	cd	Beam diameter	K	Life (h)	ON/OFF	Dimmable	EAN	Price
60	E27	80	115	80°			2300	1.000	5	4000870 250617		250.61	

R80



Red Rojo Rosso

W	Base	ø mm	Height mm	Beam angle	lm	cd	Beam diameter	K	Life (h)	ON/OFF	Dimmable	EAN	Price
40	E27	63	102	35°			2300	1.000	6	4000870 230411		230.41	

R63



Red Rojo Rosso

W	Base	ø mm	Height mm	Beam angle	lm	cd	Beam diameter	K	Life (h)	ON/OFF	Dimmable	EAN	Price
25	E14	50	85	35°			2300	1.000	8	4000870 201213		201.21	

R50



Yellow Amarillo Giallo

W	Base	ø mm	Height mm	Beam angle	lm	cd	Beam diameter	K	Life (h)	ON/OFF	Dimmable	EAN	Price
60	E27	80	115	80°			2300	1.000	5	4000870 250624		250.62	

R80



Yellow Amarillo Giallo

W	Base	ø mm	Height mm	Beam angle	lm	cd	Beam diameter	K	Life (h)	ON/OFF	Dimmable	EAN	Price
40	E27	63	102	35°			2300	1.000	6	4000870 230428		230.42	

R63



Yellow Amarillo Giallo

W	Base	ø mm	Height mm	Beam angle	lm	cd	Beam diameter	K	Life (h)	ON/OFF	Dimmable	EAN	Price
25	E14	50	85	35°			2300	1.000	8	4000870 201220		201.22	

R50



Green Verde Verde

W	Base	ø mm	Height mm	Beam angle	lm	cd	Beam diameter	K	Life (h)	ON/OFF	Dimmable	EAN	Price
60	E27	80	115	80°			2300	1.000	5	4000870 250631		250.63	

R80



Green Verde Verde

W	Base	ø mm	Height mm	Beam angle	lm	cd	Beam diameter	K	Life (h)	ON/OFF	Dimmable	EAN	Price
40	E27	63	102	35°			2300	1.000	6	4000870 230435		230.43	

R63



Green Verde Verde

W	Base	ø mm	Height mm	Beam angle	lm	cd	Beam diameter	K	Life (h)	ON/OFF	Dimmable	EAN	Price
25	E14	50	85	35°			2300	1.000	8	4000870 201237		201.23	

R50



Blue Azul Blu

W	Base	ø mm	Height mm	Beam angle	lm	cd	Beam diameter	K	Life (h)	ON/OFF	Dimmable	EAN	Price
60	E27	80	115	80°			2300	1.000	5	4000870 250648		250.64	

R80



Blue Azul Blu

W	Base	ø mm	Height mm	Beam angle	lm	cd	Beam diameter	K	Life (h)	ON/OFF	Dimmable	EAN	Price
40	E27	63	102	35°			2300	1.000	6	4000870 230442		230.44	

R63




Blue Azul Blu

W	Base	ø mm	Height mm	Beam angle	lm	cd	Beam diameter	K	Life (h)	ON/OFF	Dimmable	EAN	Price
25	E14	50	85	35°			2300	1.000	8	4000870 201244		201.24	

R50


Clear Claro Chiaro



W	⊖	∅ mm	↑ mm	□	lm /90°	cd	↘	K	⌚	ON/OFF	📦	EAN	🔒	
60	E27	122	136			1200	15°	2700	2.000		10	4000870 270608	✓	270.60
80	E27	122	136			1800	15°	2700	2.000		10	4000870 270806	✓	270.80
120	E27	122	136			3100	15°	2700	2.000		10	4000870 270202	✓	270.20

PAR38


Clear Claro Chiaro



W	⊖	∅ mm	↑ mm	□	lm /90°	cd	↘	K	⌚	ON/OFF	📦	EAN	🔒	
80	E27	122	136			5400	12°	2700	2.000		10	4000870 271803	✓	271.80

PAR38


Red Rojo Rosso



W	⊖	∅ mm	↑ mm	□	lm	cd	↘	K	⌚	ON/OFF	📦	EAN	🔒	
80	E27	122	136				30°		2.000		10	4000870 272817	✓	272.81

PAR38


Yellow Amarillo Giallo



W	⊖	∅ mm	↑ mm	□	lm	cd	↘	K	⌚	ON/OFF	📦	EAN	🔒	
80	E27	122	136				30°		2.000		10	4000870 272824	✓	272.82

PAR38


Green Verde Verde



W	⊖	∅ mm	↑ mm	□	lm	cd	↘	K	⌚	ON/OFF	📦	EAN	🔒	
80	E27	122	136				30°		2.000		10	4000870 272831	✓	272.83

PAR38

Blue Azul Blu




W	⊖	∅ mm	↑ mm	□	lm	cd	↘	K	⌚	ON/OFF	📦	EAN	🔒	
80	E27	122	136				30°		2.000		10	4000870 272848	✓	272.84

PAR38




Blacklight Luz negra Luce nera



W	⊖	∅ mm	↑ mm	□	lm	cd	↘	K	⌚	ON/OFF	📦	EAN	🔒	
75	E27	55	95						1.000		6	4000870 590706		590.70

Blacklight Luz negra Luce nera




W	⊖	∅ mm	↑ mm	□	lm	cd	↘	K	⌚	ON/OFF	📦	EAN	🔒	
75	E27	80	116						1.000		5	4000870 591703		591.70

R80




Red Rojo Rosso



W	⊖	∅ mm	↑ mm	□	lm	cd	↘	K	⌚	ON/OFF	📦	EAN	🔒	
40	E27	63	102						1.000		5	4000870 829769		new 829.76

R63 Infrared


Red Rojo Rosso



W	⊖	∅ mm	↑ mm	□	lm	cd	↘	K	⌚	ON/OFF	📦	EAN	🔒	
60	E27	80	115						1.000		5	4000870 829776		new 829.77

R80 Infrared

Red Rojo Rosso




W	⊖	∅ mm	↑ mm	□	lm	cd	↘	K	⌚	ON/OFF	📦	EAN	🔒	
100	E27	95	134						5.000		1	4000870 829660		829.66

R95 Infrared




Silver Plateada Argentato



W	⊖	∅ mm	↑ mm	□	lm	cd	↘	K	⌚	ON/OFF	📦	EAN	🔒	
25	E14	39	66			120		2700	1.000		8	4000870 202319		202.31

Silver Plateada Argentato



W	⊖	∅ mm	↑ mm	□	lm	cd	↘	K	⌚	ON/OFF	📦	EAN	🔒	
50	E14	45	71			200		2700	1.000		8	4000870 200476		200.47



TV - Blue TV - Azul TV - Bleu



W	⊖	∅ mm	↑ mm	□	lm	cd	↘	K	⌚	ON/OFF	Ⓛ	EAN	Ⓜ
15	E14	25	60	G					1.000		16	4000870 810101	810.10



300° Clear 300° Claro 300° Trasparenza



W	⊖	∅ mm	↑ mm	□	lm	cd	↘	K	⌚	ON/OFF	Ⓛ	EAN	Ⓜ
25	E14	45	75	F	185			2300	1.000	4000	8	4000870 820209	820.20

300° Clear 300° Claro 300° Trasparenza



W	⊖	∅ mm	↑ mm	□	lm	cd	↘	K	⌚	ON/OFF	Ⓛ	EAN	Ⓜ
40	E14	45	75	E	389			2700	1.000		8	4000870 820407	820.40

Opal Opal Opale



W	⊖	∅ mm	↑ mm	□	lm	cd	↘	K	⌚	ON/OFF	Ⓛ	EAN	Ⓜ
25	E14	45	78	F	160				1.000		8	4000870 106211	106.21

Opal Opal Opale



W	⊖	∅ mm	↑ mm	□	lm	cd	↘	K	⌚	ON/OFF	Ⓛ	EAN	Ⓜ
40	E14	45	78	F	300				1.000		8	4000870 106419	106.41



300° Clear 300° Claro 300° Trasparenza



W	⊖	∅ mm	↑ mm	□	lm	cd	↘	K	⌚	ON/OFF	Ⓛ	EAN	Ⓜ
15	E14	22	50	F	85			2300	1.000		16	4000870 820100	820.10

300° Clear 300° Claro 300° Trasparenza



W	⊖	∅ mm	↑ mm	□	lm	cd	↘	K	⌚	ON/OFF	Ⓛ	EAN	Ⓜ
25	E14	25	55		125			2200	1.000	4000	16	4000870 820117	new 820.11



Clear Claro Chiaro



W	⊖	∅ mm	↑ mm	□	lm	cd	↘	K	⌚	ON/OFF	Ⓛ	EAN	Ⓜ
15	BA15d	16	47	G	75			2300	1.000		16	4000870 808108	808.10



Blue Azul Blu



R95

W	⊖	∅ mm	↑ mm	□	lm	cd	↘	K	⌚	ON/OFF	Ⓛ	EAN	Ⓜ
75	E27	95	128			700	35°	4500	1.000		4	4000870 500705	500.70

Blue Azul Blu



R80

W	⊖	∅ mm	↑ mm	□	lm	cd	↘	K	⌚	ON/OFF	Ⓛ	EAN	Ⓜ
60	E27	80	115			240	80°	4500	1.000		5	4000870 501603	501.60

W	⊖	∅ mm	↑ mm	□	lm	cd	↘	K	⌚	ON/OFF	Ⓛ	EAN	Ⓜ
75	E27	80	115			320	80°	4500	1.000		5	4000870 501702	501.70

Blue Azul Blu



R63

W	⊖	∅ mm	↑ mm	□	lm	cd	↘	K	⌚	ON/OFF	Ⓛ	EAN	Ⓜ
60	E27	63	102			640	35°	4500	1.000		6	4000870 502600	502.60



Plantina R95

incl. 1x75 W, E27
 ↘ 35°
 240 V
 ↑170 mm ↑136 cm ∅120 mm
 EAN 4000870 503300
503.30

Ⓛ 500.70
 Ⓛ White Ⓜ Metal
 Ⓛ Blanco Ⓜ Metal
 Ⓛ Bianco Ⓜ Metallo



Plantina R95

incl. 1x75 W, E27
 ↘ 35°
 240 V
 ↑170 mm ↑136 cm ∅120 mm
 EAN 4000870 503409
503.40

Ⓛ 500.70
 Ⓛ Brushed iron Ⓜ Metal
 Ⓛ Acero Mate Ⓜ Metal
 Ⓛ Ferro spazzolato Ⓜ Metallo



Bulb continuity tester, E14, E27, halogen bulbs

Lámpara incandescente probador de continuidad, E14, E27, lámparas halógenas
 Apparecchio di prova di continuità elettrica delle lampade ad incandescenza, E14, E27, lampade alogene

E27 / E14
 9 V
 ↑135 ⇄45 ↗45 mm
 EAN 4000870 002254
225

Ⓛ Blue
 Ⓛ Azul
 Ⓛ Blu

Room lighting
Iluminación del espacio
Illuminazione degli ambienti

How much output is required to light a room?
¿Cuánta energía se requiere para iluminar una habitación?
Quanta potenza occorre per illuminare un ambiente?

	normal 100 lx normal 100 lx normale 100 lx	high 300 lx alta 300 lx alta 300 lx		
	direct directa diretta	indirect indirecta indiretta	direct directa diretta	indirect indirecta indiretta
	3 W/m ²	6 W/m ²	9 W/m ²	17 W/m ²
	4 W/m ²	7 W/m ²	11 W/m ²	22 W/m ²
	11 W/m ²	23 W/m ²	34 W/m ²	68 W/m ²
	20 W/m ²	41 W/m ²	61 W/m ²	122 W/m ²

Note: The lighting recommendations in the examples are intended to provide the background lighting for individual rooms. These are supplemented by additional light sources, such as table lamps in the sitting room, under unit lighting in the kitchen and mirror lights in the bathroom. Rooms with a pale décor need fewer lights than rooms with a dark décor to generate the same degree of brightness. These recommendations are based on median values drawn from many years of experience and tests carried out independently by Paulmann Licht.

Nota: las recomendaciones sobre luminarias en estos ejemplos se basan en la iluminación básica de diferentes habitaciones. Ésta se completa con otras fuentes de luz, como lámparas de mesa en la sala de estar, lámparas bajo los armarios en la cocina o luminarias para espejos en el cuarto de baño. Para obtener la misma claridad, las habitaciones con una decoración clara requieren menos luminarias que las decoradas con muebles oscuros. Las recomendaciones están basadas en valores medios obtenidos a lo largo de muchos años de experiencia y pruebas diferentes realizadas por Paulmann Licht.

Nota: Gli apparecchi d'illuminazione consigliati negli esempi costituiscono l'illuminazione generale di singole stanze, che sarà poi completata da altre fonti luminose a seconda dell'ambiente: lampade da tavolo in soggiorno, luci sottopensili in cucina o luci accanto allo specchio in bagno. A parità di luminosità desiderata, gli ambienti arredati con colori chiari richiedono meno apparecchi d'illuminazione di quelli arredati con tonalità scure. I consigli si basano sui valori medi tratti dalla nostra pluriennale esperienza sul campo e da vari test eseguiti autonomamente da Paulmann Licht.

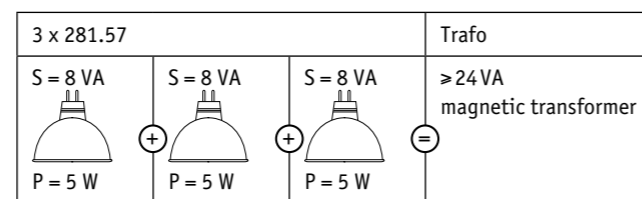
Output specification in the case of products using LEDs
Información sobre la potencia de los productos con LED
Indicazione della potenza per prodotti con LED

Because **LED** products include integral chokes, the total electric output used may exceed the output specified for the relevant LED in W. The total output used is termed the **dummy output S** and is specified in VA. The dummy output S must be taken into account when selecting transformers. The total of all dummy outputs is the minimum output for the transformer to be selected.

Debido a los estabilizadores montados en productos con **LED**, la potencia eléctrica total registrada puede ser mayor que la potencia indicada del LED utilizado en vatios. La potencia eléctrica total registrada se denomina **potencia aparente S** y se indica en voltamperios. Para realizar la elección del transformador deberá tenerse en cuenta la potencia aparente S. La suma de todas las potencias aparentes da como resultado la potencia mínima del transformador que se ha de elegir.

A causa degli alimentatori incorporati nei prodotti con **LED**, la potenza elettrica complessiva assorbita può essere superiore alla potenza in W dei LED utilizzati. La potenza elettrica complessiva assorbita è denominata **"potenza apparente S"** ed è indicata in VA. Per la scelta dei trasformatori si deve considerare la potenza apparente S. La somma di tutte le potenze apparenti fornisce la potenza minima del trasformatore da scegliere.

Example:
Ejemplo:
Esempio:




Socket – Shape – Lighting equipment
Portalámparas – Modelo – Tecnología
Base – Forma – Soluzione illuminotecnica

E27		GU10	
E14		GZ10	
B22d		G4	
BA15d		GY6,35	
GU4		G9	
GU5,3		R7s	

How bright is the lamp?
¿Cómo de luminosa es la lámpara?
Quanto è luminosa la lampadina?

Brightness with omnidirectional spotlights
Luminosidad de proyectores omnidireccionales
Luminosità con luci omnidirezionali

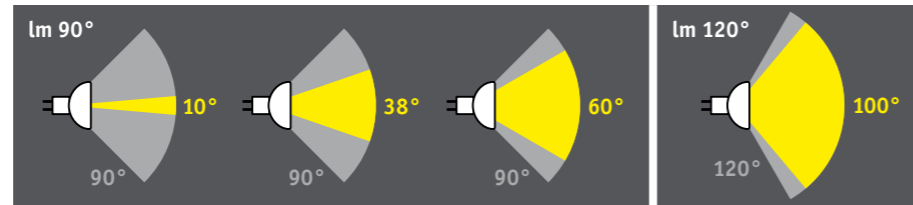


The unit of measurement lumen (lm) specifies with luminous flux the total amount of light that an omnidirectional lamp emits.

La unidad lumen (lm) de flujo luminoso indica la cantidad total de luz que emite una lámpara que irradie en todas direcciones.

L'unità di misura lumen (lm) e il flusso luminoso indicano la quantità complessiva di luce emanata da una lampadina.

Brightness with reflector lamps
Luminosidad de lámparas reflectoras
Luminosità con riflettori



All reflector lamps with a beam angle of up to 90° are prescribed with luminous flux in a 90° angle and can therefore be compared. The brightness is measured outside of the 90° angle even though the actual beam angle is lesser.

All reflector lamps with a beam angle of 91° to up to 120° are prescribed with luminous flux in a 120° angle. These bulbs are not suitable for accent lighting.

All bulbs with a beam angle greater than 120° are considered „non-directional light“ and are prescribed with the luminous flux value (lumen, lm) that is determined in the complete 360° around the bulb.

The various units of measurement lumen (lm), lumen in the 90° angle (lm90°) and lumen in the 120° angle (lm120°) cannot be compared with each other.

Para posibilitar su comparación, en todas las lámparas reflectoras con un ángulo de irradiación de hasta 90° se indica el flujo luminoso en un ángulo de 90°. Se mide la luminosidad dentro del ángulo de 90°, aunque el ángulo de irradiación real sea menor.

En todas las lámparas reflectoras con un ángulo de irradiación de 91° hasta 120° se indica el flujo luminoso en un ángulo de 120°. Este tipo de luminaria no es adecuado para una iluminación de acentuación.

Todas las luminarias con un ángulo de irradiación mayor de 120° se consideran como „luz no dirigida“ y en ellas se indica el valor del flujo luminoso (lumen, lm) irradiado en todas direcciones (360°) alrededor de la luminaria.

Las diversas unidades de medida, lumen (lm), lumen en un ángulo de 90° (lm90°) y lumen en un ángulo de 120° (lm120°), no son comparables entre sí.

Tutti i riflettori con un angolo di irradiazione fino a max. 90° vengono contrassegnati con flusso luminoso a 90° e sono quindi comparabili tra loro. La luminosità viene misurata all'interno dell'angolo di 90°, anche se l'angolo di irradiazione effettivo è minore.

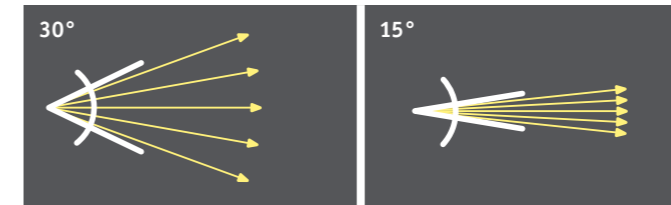
Tutti i riflettori con un angolo di irradiazione compreso tra 91° e max. 120° vengono contrassegnati con il valore di flusso luminoso a 120°. I corpi luminosi di questo tipo non sono adatti per l'illuminazione di accento.

Tutti i corpi luminosi con un angolo di irradiazione superiore a 120° sono considerati „luci non mirate“ e vengono contrassegnati con il valore di flusso luminoso (lumen, lm) calcolato su tutti i 360° intorno al corpo luminoso.

Le diverse unità di misura lumen (lm), lumen a 90° (lm90°) e lumen a 120° (lm120°) non sono comparabili tra loro.

Desired luminous colour?
¿Qué color de luz se desea?
Quale colore della luce desidera?

Candela




Broader beam angle, less light intensity
Mayor ángulo de irradiación, menor intensidad lumínica
Ampio angolo di irradiazione, intensità luminosa più ridotta

Narrower beam angle, greater light intensity
Menor ángulo de irradiación, mayor intensidad lumínica
Angolo di irradiazione più ridotto, elevata intensità luminosa

The unit of measurement candela (cd) specifies the light intensity of focused light as emitted by reflector lamps. Reflector lamps focus and intensify the luminous flux in a certain beam angle (specification in degrees). The narrower the angle, the greater is the focussing and the higher the candela value.

La unidad candela (cd) indica la intensidad luminosa de un haz de luz, como el generado por lámparas reflectoras. Las lámparas reflectoras concentran e intensifican el flujo luminoso en un ángulo determinado de irradiación (especificación en grados). Cuanto menor sea el ángulo, más intensa será la concentración y mayor el valor en candelas.

L'unità di misura candela (cd) indica l'intensità luminosa della luce in fasci, come ad esempio quella dei riflettori. I riflettori emettono la luce in fasci e rafforzano il flusso luminoso a un determinato angolo di irradiazione (indicato in gradi). Più ristretto sarà l'angolo, più potenti i fasci di luce e più elevato il valore candela.



Warm white
Blanco cálido
Bianco caldo

Neutral white
Blanco neutro
Bianco neutro

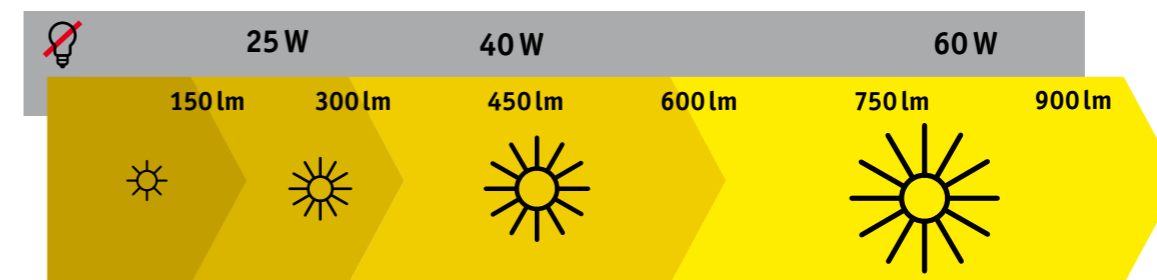
Daylight white
Blanco de luz del día
Buce diurna

The colour temperature is specified by the unit Kelvin (K) and describes whether the white light is either a more warm yellow or a cold blue. Warm white light is like the afternoon daylight; it has a comforting and relaxing effect. Neutral white light is invigorating; daylight white encourages concentration.

La temperatura de color se especifica en Kelvin (K) y describe si la luz blanca es más bien de un amarillento cálido o de un azulado frío. La luz blanca cálida se asemeja a la luz del atardecer y produce un efecto confortable y relajante. La luz blanca neutral produce un efecto estimulante, la luz blanca diurna potencia la concentración.

La temperatura di colore viene espressa in Kelvin (K) e indica se la luce bianca tende più alle tinte calde del giallo o a quelle fredde del blu. La luce bianca calda ricorda la luce naturale sul finire della giornata, ricreando un'atmosfera piacevole e rilassante. La luce bianca neutra ha un effetto energizzante, mentre quella bianca naturale aiuta la concentrazione.

Watt (W) = power consumption
Watio (W) = consumo eléctrico
Watt (W) = consumo elettrico



Lumen (lm) = brightness
Lumen (lm) = luminosidad
Lumen (lm) = luminosità

Overview: Luminous flux (lm)/power consumption (W) in acc. with EU regulation*
 Sinopsis de flujo luminoso (lm)/potencia (W) según reglamento UE*
 Sintesi flusso luminoso (lm)/potenza assorbita (W) secondo il regolamento UE*

	Luminous flux Flujo luminoso Flusso luminoso (Lumen)	Power consumption Consumo de energía Potenza assorbita (W)	LED 230V Energy A		Energy Saver Energy A		Halo+ 230V Energy C/D	
			Power consumption Consumo de energía Potenza assorbita (W)	Saved wattage (calculated) Ahorro de consumo (calculado) Risparmio in Watt (calcolato) (W)	Power consumption Consumo de energía Potenza assorbita (W)	Saved wattage (calculated) Ahorro de consumo (calculado) Risparmio in Watt (calcolato) (W)	Power consumption Consumo de energía Potenza assorbita (W)	Saved wattage (calculated) Ahorro de consumo (calculado) Risparmio in Watt (calcolato) (W)
	50		1	5,5				
	60		1,4	6,6				
	70		1,4	7,7				
	75		2	8,3				
	82		3	9	3	10		
	90		2,3	10				
	100	15						
	127				4	15		
	160						18	19
	177				5	20		
	186						20	22
	200		3	20,7				
	207	25						
	230				6	25		
	235						20	26
	280		3	27,1				
	286				7	29		
	295		7	28,1			28	31
	340		5	31,2				
	345				8	34		
	360		4	32,5				
	370						28	37
	389	40						
	405				9	38		
	458						33	43
	468		7	40	10	42		
	496							
	532				11	46		
	597				12	51		
	624						42	55
	654	60						
	663		10	52	13	55		
	730				14	59		
	799				15	64		
	810		11	60			52	68
	864	75						
	868				16	68		
	938				17	73		
	1008				18	77		
	1080				19	81		
	1152				20	86		
	1224				21	90		
	1245						70	91
	1297				22	94		
	1371				23	98		
	1445				24	103		
	1520				25	107		
	1900						105	135
	2216						120	155

* Commission Regulation (EC) No. 244/2009 Directive 2005/32/EC
 * Reglamento (CE) núm. 244/2009, Directiva 2005/32/CE
 * Regolamento (CE) n. 244/2009 direttiva 2005/32/CE

Safe areas Áreas de protección Zone di protezione



IP67
 Water proof during temporary immersion
 (* and 12 V low voltage protector)
 Resistente al agua en caso de inmersión temporánea
 (* y 12 V tensión baja de protección máx.)
 Impermeabile all'immersione temporanea
 (* e 12 V bassissima tensione di protezione)

IP65*
 Water jet protected against direct water jets
 (* and 12 V low voltage protector)
 Resistente al agua proyectada en caso de chorro directo
 (* y 12 V tensión baja de protección máx.)
 Protezione dai getti diretti d'acqua
 (* e 12 V bassissima tensione di protezione)



IP44
 Splash protected
 Resistente a salpicaduras de agua
 Protezione dagli spruzzi d'acqua

IP23
 Spray protected
 Resistente al agua atomizada
 Protezione da acqua nebulizzata

IP...
 Safety classification IP 23 only applies to ceiling fittings.
 La clase de protección IP sólo es válida en las instalaciones en el techo.
 Il grado di protezione IP è valido solo per il montaggio a soffitto.

Rooms with electrical systems acc. to DIN VDE 0100 T.701 (areas valid for ceilings up to 2.25 m)

Only luminaires that are covered by a permanently attached glass plate may be installed in the ceiling or where the operation is low voltage protector.

The safety power source has to be outside the marked areas and there needs to be protection against direct contact of live parts. Cable and lines up to 5 cm deep in wall: only vertical layout and cable inlet in the back side of the luminaire.

The evaluation of the areas must be conducted by a local electrician in accordance with national installation regulations.

Interiores con equipos eléctricos según DIN VDE 0100 T.701 (margen válido de hasta 2,25 m de altura)

En el techo podrán empotrarse únicamente lámparas que estén cubiertas por una luna fija o que funcionen con baja tensión de protección.

La fuente de corriente de seguridad deberá hallarse fuera de la zona marcada y estar protegida contra el contacto directo de componentes conductores de tensión. Cables y conducciones hasta 5 cm bajo el enlucido: solamente tendido en vertical e introducción de cable en la cara trasera de la lámpara.

La evaluación de zonas deberá efectuarse en conformidad con las normativas de instalación nacionales y por un electricista local.

Locali con impianti elettrici a norma DIN VDE 0100 T.701 (zone con un'altezza massima di 2,25 m)

Gli apparecchi d'illuminazione possono essere incassati nel soffitto solo se sono coperti da una lastra di vetro fissa, oppure se sono alimentati con bassissima tensione.

La fonte della corrente di sicurezza deve essere disposta al di fuori delle zone contrassegnate e deve essere presente una protezione che impedisca il contatto diretto con i componenti attraversati dalla corrente. Cavi e conduttori fino a 5 cm sotto l'intonaco: solo posa verticale e inserimento del cavo nel lato posteriore dell'apparecchio d'illuminazione.

La valutazione delle zone deve essere eseguita da un elettricista del posto in conformità alle direttive d'installazione nazionali.

Cable cross-sections
Secciones transversales del conductor
Sezioni dei cav

Determination of the cable cross-section
Determinación de la sección transversal del conductor
Determinazione della sezione del cavo

Light output Potencia de lámpara Potenza della lampada	Cable length Longitud del conductor Lunghezza del cavo				
	2,5 m	5,0 m	7,5 m	10,0 m	15 m
	Cable cross-section mm ² Sección transversal del conductor mm ² Sezione del cavo in mm ²				
20 W	0,75	0,75	1,5	1,5	2,5
50 W	1	2,5	4	4	6
100 W	2,5	4	6		
150 W	4	6			
200 W	4				
250 W	6				
300 W	6				

Only for feed cables to distributions – not for wire systems.
Calculated for a 3 % voltage drop. Maximum cable length in the case of electronic transformers: 2 m.

Sólo para cables de entrada para distribuidores y no para sistemas de cables.
Calculado para una caída de tensión de un 3 %. Longitud máxima de conductor de 2 m para transformadores electrónicos.

Solo per cavi di distribuzione, non per sistemi a fune.
Calcolo eseguito per una caduta di tensione del 3 %. Per i trasformatori elettronici: lunghezza massima del cavo 2 m.

Recommended cable cross-sections for 12 V wire systems
Secciones transversales del conductor recomendadas para sistemas de cables de 12V
Sezioni raccomandate per i cavi di sistemi a fune a 12 V

Light output Potencia de lámpara Potenza della lampada	Wire length Longitud de cable Lunghezza della fune	
	< 5 m	> 5 – 15 m
	Cable cross-section in mm ² Sección transversal del conductor mm ² Sezione del cavo in mm ²	
< 150 W	2,5	–
> 150 – 300 W	–	4

Wire systems may not have an output exceeding 300 W!
In the event of a higher output requirement, use circuit-cutters, thus forming two electric circuits! The appearance of the wire will be unaffected.

Los sistemas de cables deben tener una potencia inferior a 300 W!
Si se requiere más potencia, utilice un seccionador y cree así dos circuitos! Esto no repercute en la óptica del cable.

La potenza dei sistemi a fune non può superare i 300 W!
Se è necessaria una potenza superiore, utilizzare appositi sezionatori per formare due circuiti elettrici! L'effetto estetico della fune resta inalterato.

Transformer load
Carga del transformador
Carico massimo del trasformatore

How can transformers be fitted with an admissible load?
¿Cómo se pueden dotar los transformadores con una carga fiable?
Come ottenere il carico massimo consentito per i trasformatori?

Trafo VA	 10 W	 20 W	 35 W	 50 W
60 VA	6 x 10 W	3 x 20 W	1 x 35 W 3 x 20 W	1 x 50 W
70 VA	7 x 10 W	3 x 20 W 1 x 10 W	2 x 35 W	1 x 50 W 1 x 20 W
80 VA	8 x 10 W	4 x 20 W	2 x 35 W 1 x 10 W	1 x 50 W 3 x 10 W
105 VA	10 x 10 W	5 x 20 W	3 x 35 W	2 x 50 W
150 VA	15 x 10 W	7 x 20 W 1 x 10 W	4 x 35 W 1 x 10 W	3 x 50 W
200 VA	20 x 10 W	10 x 20 W	5 x 35 W 1 x 20 W	4 x 50 W
210 VA	21 x 10 W	10 x 20 W 1 x 10 W	6 x 35 W	4 x 50 W 1 x 10 W
250 VA	25 x 10 W	12 x 20 W 1 x 10 W	7 x 35 W	5 x 50 W
300 VA	30 x 10 W	15 x 20 W	8 x 35 W 1 x 20 W	6 x 50 W

Dimmer identification
Identificación del regulador
Marcatura dimmer

Care must be taken within a fitting to ensure that the dimmer fitted corresponds to the consumer in question.
In the future, three letters – ‘R’, ‘L’, ‘C’ or a combination thereof – will be used to identify dimmers and electronic transformers.
‘R’ denotes resistive loads (e.g. 230 V filament bulbs),
‘L’ denotes primarily inductive loads (e.g. rolled transformers),
‘C’ denotes primarily capacitive loads (e.g. may electronic transformers for NV halogen bulbs).

To ensure that the correct dimmer is selected, the relevant letters on the transformer/bulb and the dimmer must correspond.

En una instalación hay que garantizar el montaje del regulador correcto en el consumidor correcto.
Se emplearán las tres letras “R”, “L”, “C” o sus combinaciones para identificar en el futuro el regulador y los transformadores electrónicos.
“R” para cargas óhmicas (por ejemplo, bombillas de 230 V),
“L” para cargas inductivas principalmente (por ejemplo, transformadores bobinados)
“C” para cargas capacitivas principalmente (por ejemplo, muchos transformadores electrónicos para lámparas halógenas de baja tensión).
Para elegir el regulador correcto, las letras del transformador/de la lámpara deberán coincidir con las del regulador.

Al momento dell'installazione, si deve essere certi di collegare il giusto dimmer alla giusta utenza.
In futuro, i dimmer e i trasformatori elettronici saranno contrassegnati da tre lettere (“R”, “L” e “C”) o da opportune combinazioni delle stesse.
“R” per carichi ohmici (p. es. lampade a incandescenza a 230 V)
“L” per carichi prevalentemente induttivi (p. es. trasformatori con avvolgimento)
“C” per carichi prevalentemente capacitivi (p. es. molti trasformatori elettronici per lampade alogene a bassissima tensione).
Per la scelta del dimmer più adatto, è necessaria una coincidenza tra le lettere presenti sul trasformatore/la lampada e quelle presenti sul dimmer.

		Dimmer Regulador Dimmers	1	2	3	4
230 V bulbs Lámparas de 230 V Lampade a 230 V			✓	✓	✓	✓
Transformers Transformadores Trasformatori	Conventional convencionales tradizionali		✗	✓	✗	✓
	Electronic electrónicos elettronici		✗	✗	✓	✓
			✗	✓	✗	✓
<p>1 Phased dimmer for 230 V bulbs Regulador de sección de fase para lámparas de 230 V Dimmer a ritardo di fase per lampade a 230 V</p> <p>2 Phased dimmer for conventional transformers Regulador de sección de fase para transformadores convencionales Dimmer a ritardo di fase per trasformatori tradizionali</p> <p>3 Phased dimmer for electronic transformers Regulador de corte de onda para transformadores electrónicos Dimmer ad anticipo di fase per trasformatori elettronici</p> <p>4 Universal dimmer Regulador universal Dimmer universali</p>						

2Easy 10-11, 18-21, 146-147, 177, 207-208, 370-373	
Adaptador	188, 378-380
Adapter	188, 378-380
Adattatore	188, 378-380
Akzent	428, 431, 455
Akzent ESL	416
Alargamiento	262, 366, 379
Alimentación	160, 191, 216
Alimentazione	160, 191, 216
Alura	18, 177
Amelie	40
Amfortas	169
Anello di montaggio	255, 257, 354-355
Anello elastico	381
Anillo de montaje	255, 257, 354-355
Antares	52
Anti Insecta	452
Aqua Mood	323
Arandela de retención	381
Arazzo	18, 177
Arctus	48
Aria	294
Arioso	87
Assistent I	83
Assistent II	83
Asta	60
Asta luminosa	149
Astrid	115
Astrid Flex	115
Attacco	380
Attacco a parete	158
Attacco cavo	157
Aureola	41
Bali	138
Barelli	168, 180, 184
Bariton	86
Barrel	300
Base set	439
Basic	374-375
Basic PIR	32-33
Basic system	136, 147, 156, 198, 208, 215
Basil	146, 207
Bela	56
Berengo	51
Biabo	50
Binari	190
Biodola	18, 177
Black light	245
Blacklight	459
Blanko	21, 173, 177, 181-182, 186-187
Blocco cavo	160
Bloque de cable	160
Bolo	151, 210
Bound	44
Bow	305
Butler	82
Butterflies	32
Buttino	43
Cable	156, 380
Cable block	160
Cable connection	239, 262, 381
Cable connector	157
Cable de tensión	156
Cable holder	157
Cable unión	239, 262, 381
Calami	73
Candero	80

Cannes	203-204
Canno	78
Caracas	139
Carcasa incorporado	376-377
Cardan	142, 149
Cardano	285-286
Carducci	19, 177
Carina	52
Cavo	156, 380
Cavo di tensione	156
Cavo relazione	239, 262, 381
Cecilia	39
Channel	85
Ciloma	43
Circle	322
Circlip	381
Circular	167
Clamp spot	71-72, 79-80
Classico	113
Collegamento a parete	158-159
Colmar	137, 146, 152, 207, 211
Color	76, 414
CombiSystems 14-15, 151-153, 155, 210-212, 214	
Comet	144, 149
Comet II	200
Conector	160, 191, 216
Conector enchufable	380
Conexión a pared	158-159
Conexión de pared	158
Connector	160, 191, 216
Connettore	160, 191, 216
Connettore a spina	380
Continuity tester	433, 443, 461
Coppa da incasso	376-377
Cosylight	414-415, 440-442, 445, 451, 454
Cove Arbor	33
Cove Branches	32
Cove Leaves	32
Cove Opak	33
Crecimiento de plantas	265, 461
Crescita di piante	265, 461
Cristal	137
Crosslight	252
Crown mirror	412, 441, 449
Cubeline	221
Cumin	101, 152, 211, 339
Cup	125
Cupula espejo	412, 441, 449
Current breaker	159
Curvus	72
Deco LED	346
DecoBeam	29, 244
Decopipe	413, 436
DecoSystems 32-33, 35, 37, 105-107, 134-136, 155, 173-175, 181, 186, 198, 214, 324-325	
Deko Akzent	432
Delta Profil	243
Demos	73
Deneb	51
Detector de movimientos	34, 36, 236, 320, 383
Deviatore	157-159
Dichroic	102
Diffusore	158-159
Difusor	158-159
Dimmer	391
Disc	335, 349-350, 359-360, 416
Disc Trafo	383

Diversor	157-159
Diverter	157-159
Dolcetto	42
Dopp	44
DressLight	222
Drilled	292
Ducina	45
Duo	417, 421
Duo Profil	241
easyClick2	320
EasyPower	129, 152, 211, 338
Eleon	52
elica multipla	454
Ella	59
Elli	60
Encendedor	423
Enjoy LED	63
Espiral	418-419
Extension	262, 366, 379
Extra Lampshade	147, 153, 208, 212
Extra Pantalla	147, 153, 208, 212
Extra Paralume	147, 153, 208, 212
Faccetto	43
Falesco	46
Falima	51
Feed	160, 191, 216
Feelings Flame	451
Fennel	152, 211
Fiaccola	23
Fiamma scintillante	451
Fiammingo	273
Fine fuse	391
Finja	79
Fitting	380
Flame	273
Flame- color cálido	273
Flat Trafo	384
FlatLED	236, 383
Flatline	226
Flexo	76
Flexo II	76
Flexus ESL	81
Flexus I	81
Flexus II	82
Flexus III	81
Flexus IV	81
Flickering candle	451
Fluxor	46
Foco de pinza	71-72, 79-80
Foot dimmer	391
Forno	460
Function	227, 236, 245, 383
Fusibili	391
Fusibles para corrientes débiles	391
Futura	96
Gala	23
Galeria	74
Galeria I	77
Galeria II	77
Garden Spot	263-264
Gemini	53
Georgia	110
Gesa	80
Gesa ESL	79
Giba	22
Ginger	101, 128, 151, 210
Glas Combi	138

Glass	137
Globe	125-126, 201
Globo	125-126, 201
Gloria	93
Gradinata	42
Gryps	80
Gurnemanz	167, 179
Halo+	426-427, 429, 433, 436-437
HaloLED	126
Haz de luz concentrada	455, 458
Helena	23
Hélice múltiple	454
Herba I	71
Hexa	287, 328, 397, 433
High frequency sensor	34, 36
HighPower LED	254, 345
Hilke	113
Hip	203-205
Hip Hop	215
Horno de cocer	460
House number	271-272
Hoya	115
Ida	64
Imán	376
Infrared	459
Infrared lamp	459
Infrarosso	459
Infrarrojo	459
IP44	354
Ixa	50
Jenni	58
Jenny	40
JetLine	221
Juego de Zócalo	439
Juwel	428, 430
Kegi	107, 135, 175
Kiia	59
Klingsor	169
Klipp Klapp	351
Kolibri	160
Kristall	41
Kuba	140
Kundry	170
Laila	61
Lamp holder	160
Lampada a infrarossi	459
Lampada tubolare	442
Lámpara infrarroja	459
Lámpara tubular	442
LED Star	367-368
Lenia	53
light stick	149
Linear	86, 284
Liro	295
Livo	18-19, 177
Luce nera	459
Luminarias de montaje	347
Luminarias para espejos	71-73, 75, 77-78
Luminarias para murales	74-75
Luster terminal	380
Luz negra	245, 459
Mac	202
Mac II	142-144, 149
Mac²	152, 211
Mac² Round	130, 146, 201, 207
Macchina da cucire	461
magnet	376

magnete	376
Mandorla	41
Máquina de coser	461
Maranta	114
Maxiflood	427, 430, 437
Mega	165
Micro Line Dress	356-357
Milla	59
Mini electronic	410, 417
Mini LED	341, 363
MiniPower	146, 207
Mipro Trafo	384
Mirfak	50
Mirror light	71-73, 75, 77-78
Mix	131
Mizar	54
MobilLED	227
Modern Deco-Set	32-33
Montana	110
motion detector	34, 36, 236, 320, 383
Movie	127, 200
Multiple filament	454
MyLED	10-11
NanoLED	14-15
Natrix	79
Nevo	97
Noora	58
Número de casa	271-272
Oculus	79
Opaco	38
Opaque	38
Orb	90-91
Osiris II	78
Outline	127
Oven	460
PadLED	26-27
Patella	75
Pepper	151, 210
Pharus	166
Phase	92
Pherus	166, 179, 184
Phil	171
Phorus	100
Picture light	74-75
Pinja	58
Pipeline Quadro	149
PIR-Sensor	236, 383
Plain Areas	32
Plain Fields	32
Plant growth	265, 461
Plantdart	265
Plantina	461
Plaza	61
PLC Quadro	417
Plug connector	380
Porta-lampada	160
Portalámparas	160, 380
Power Supply	236, 388
Powerline	129, 149
Premium Line Aqua Mood	323
Premium Line Cardano LED	285
Premium Line Drilled Alu	292, 296, 298-299
Premium Line LED Power Lens Flood	307
Premium Line Panel IP44	291
Probador de continuidad	433, 443, 461
Profi Trafo	385
Prolunga	262, 366, 379

QR 111	433
Quad	99, 107, 135, 175
QuadLed	96
Quadro	255, 277, 283, 288-289, 328, 355, 397, 433
Rail	190
Ramus	77
Recessed fitting	376-377
Reductor de luz	391
Reductor de luz accionado por pedal	391
Regleta	380
Regula	73
Riduttore	391
Riduttore di luce azionato con piede	391
Riel	190
Rilevatore di movimento	34, 36, 236, 320, 383
Rod	216
Rom	149
Roncalli	170, 180, 185, 339
Rondo	97
Rumas	165
Rustika	454
Safety Trafo	386
Salt	130, 152, 211
Saphir	54
Sara	65, 130
Saro	60
Sarrasani	171
Saturn	365-366
Security	427, 429
SenseLight	220
Sensor	320
Separador de corriente	159
Separatore di corrente	159
Serrafilo	380
Set de montaje de elementos de tensión	157-159
Set di montaggio a trazione	157-159
Seven Color	397, 399
Sewing machine	461
Sheela	131-132, 146-147, 153, 202-203, 207-208, 212
Shockproof	452
Sibari	22
Side	303
Simplo	72
Sinus	205
Sistema base	136, 147, 156, 198, 208, 215
Sistema de base	136, 147, 156, 198, 208, 215
SkyLight	362-364
Slimline	224
Slimline Micro	224
Smoked Mirror&String	61
Socket	160, 380
Sospensione	157-159, 190
Spano	42
Speaker	321
Special Line UpDownlight	254-257
Sphere	95, 100, 128, 151, 199, 210
Spice	101, 128, 130, 157, 159-160, 215-216
Spice Transfo	386
Spira	18, 177
Spiral	418-419
Spirale	418-419
Spot	455, 458
Spot a morsetti	71-72, 79-80
Square	151, 210
Stage	89

Starter	423
Step	365
Stepino	45
surface mounted light	347
Surface mounting ring	255, 257, 354-355
Suspension	157-159, 190
Suspensión	157-159, 190
Tangens	141, 152, 211
Techno	109, 153, 212, 338
Teja	112, 205
Teja Flex	112
TeleComet I	124
TeleComet II	124
tension cable	156
Tension fitting kit	157-159
Tensor de cable	157
Tensore di cavo	157
Tester	433, 443, 461
Testina a specchio	412, 441, 449
Tinka	111
TIP	110, 438
TIP Transfo	391
Titurel	169, 180, 185
Togo	140, 149
Toroidal Decorative Transfo	387
Tower LED	63
Trabani	56
Track	190

Trafo	68, 196, 236, 383-391
Transformador	68, 196, 236, 383-391
Transformer	68, 196, 387, 391
Tremolo	88
Triangel	257
Trinca de cable	157
Trinidad	139
TriX	220
True Colour	432
Tube Duo	82
Tube lamp	442
Tubo	216
Turn	108
TV	448, 460
Twine	33
Twister	114, 203-204
Two-Step	44
ULine	68-70, 193-196, 387
ULine Galeria	68-70, 196, 387
UpDownlight	253-256, 273
URail	21, 163-171, 173, 177-181, 184-186, 188-191
USB-Stripe Pack Blue, Red/White	246
Vallabon	41
Vara	216
Varilla de luz	149
Vega	49
Vela de destellos	451
Verbier	153, 204-205, 212

Verre	137, 141, 149
Vetro	137
Vilma	58
Vitrino	72
Vivi	65
Volta	18, 177
Walk LED	63
Wall mount	158-159
Wall outlet	158
Wasabi	152, 211
WaveLine	222
Weatherproof	281
Whirl	322
Wolbi	98-99, 103, 106-107, 132, 134-135, 174-175
Work LED	63
WorX	225
WorX Plus	225
Xara	293
Xeta	29-30
Yamoto	45
Yasmin	114
YourLED	230-235, 237-239, 245
Zambaioni	170
Zoccolo set	439
ZyLed	95
Zyli	106, 134, 174
Zylindro	71
Zylino	98, 102

106.21	460
106.41	460
127.08	449
128.08	449
178.00	157
178.03	157
178.06	158
178.08	158
178.10	158
178.14	157
178.24	158
178.34	158
179.43	314
179.45	314
179.46	314
179.48	314
179.51	315
179.53	315
179.54	315
179.55	315
179.56	315
179.57	316
179.58	315
179.59	315
200.01	455
200.03	455
200.11	443
200.12	443
200.13	443
200.14	443
200.20	455
200.40	455
200.47	459
200.48	455
200.60	455
201.21	456
201.22	456
201.23	457
201.24	457
202.30	455
202.31	459
202000223	381
202000224	381
202000227	381
207.20	456
216	380
217	380
218.9	380
220.20	455
220.40	455
220.60	455
225	433, 443, 461
227.60	456
228	379
229	379
229.52	438
229.53	438
229.54	438
230	377
230.41	456
230.42	456
230.43	457
230.44	457
231	377
232	239, 262, 381
233	379
234	377
235	377
236	377
240.40	455
240.60	455
250	376
250.61	456
250.62	456
250.63	457
250.64	457
251	376
270.20	458

270.60	458
270.80	458
271.80	458
272.81	458
272.82	458
272.83	458
272.84	458
280.00	397
280.01	397
280.02	397
280.03	397
280.04	397
280.05	397
280.06	400
280.07	399
280.08	399
280.09	399
280.10	399
280.11	399
280.13	399
280.22	401
280.23	397
280.24	399
280.25	404
280.26	404
280.27	404
280.28	404
280.29	404
280.30	407
280.31	407
280.32	407
280.33	407
280.34	407
280.36	396
280.48	399
280.49	397
280.71	401
280.91	396
281.02	401
281.03	401
281.04	405
281.05	405
281.06	405
281.07	405
281.08	402
281.09	402
281.10	407
281.11	407
281.12	398
281.18	445
281.19	445
281.20	445
281.28	396
281.31	400
281.33	400
281.34	398
281.35	396
281.37	397
281.38	397
281.39	403
281.40	402
281.41	401
281.42	401
281.43	405
281.44	398
281.45	398
281.46	396
281.47	402
281.48	406
281.49	406
281.50	401
281.51	401
281.52	405
281.53	398
281.54	398
281.55	398
281.56	396
281.57	396

281.58	402
281.59	402
281.60	400
281.61	400
281.62	406
281.63	406
281.64	406
281.65	406
281.67	398
281.68	401
281.69	401
281.70	403
281.71	403
281.72	403
281.73	403
281.74	403
281.75	406
281.76	406
281.77	405
281.78	405
300.20	449
300.40	449
301.00	453
301.40	453
301.60	453
314.65	443
314.66	443
314.67	443
314.68	443
3224	438
3230	438
400.17	442
400.18	442
400.19	452
400.20	452
400.21	452
400.22	452
400.23	452
400.24	452
400.25	442
400.26	442
400.27	442
400.28	442
400.29	442
400.30	442
400.31	442
400.39	453
400.40	453
400.41	452
400.42	452
400.43	452
400.44	452
401.21	449
401.22	449
401.23	449
401.24	449
401.31	449
401.32	449
401.33	449
401.34	449
402.21	450
402.22	450
402.23	450
402.24	450
402.25	450
402.26	450
404000125	381
404000126	381
404000752	381
404000753	381
404001963	381
444.08	450
449.08	450
460.60	452
500.70	461
501.60	461
501.70	461
502.60	461

503.25	265
503.30	461
503.40	461
510.42	442
510.43	442
510.44	442
510.45	443
510.46	442
513.28	442
513.29	442
530.00	451
530.01	451
530.02	451
530.03	451
5308	156
5309	156
531.00	451
5310	156
533.00	451
540.20	454
540.23	442
540.24	442
540.40	454
5411	215
548.40	454
548.60	454
549.16	439
549.17	439
549.18	439
549.19	439
549.20	439
549.21	439
549.22	445
549.23	445
549.24	445
549.25	445
549.26	439
549.27	439
549.28	439
550.40	454
551.20	454
551.40	454
552.20	454
552.40	454
553.40	454
5700	288
5703	288
5704	288
5705	289
5708	289
5709	289
5753	287
5754	287
5774	311
5775	311
5776	311
5777	311
5778	311
5792	318
5793	318
5794	318
5796	318
590.70	459
591.70	459
600.04	106, 134, 174
600.05	106, 134, 174
600.06	106, 134, 174
600.07	106, 134, 174
600.08	106, 134, 174
600.09	106, 134, 174
600.10	107, 135, 175

600.11	107, 135, 175
600.12	107, 135, 175
600.13	107, 135, 175
600.14	107, 135, 175
600.15	107, 135, 175
600.16	107, 135, 175
600.38	95
600.39	95
600.53	106, 134, 174
600.54	106, 134, 174
600.55	107, 135, 175
600.56	106, 134, 174
600.94	105
600.95	105
600.96	105
600.97	105
601.02	105
601.03	105
601.04	105
601.05	105
601.06	10
601.07	10
601.08	10
601.12	10
601.13	10
601.14	10
601.15	10
601.16	10
601.17	10
601.18	96
601.19	96
601.20	96
601.21	96
601.22	102
601.23	102
601.24	102
601.25	102
601.26	99
601.27	99
601.28	99
601.29	99
601.34	102
601.35	102
601.36	102
601.37	102
601.38	98
601.39	98
601.40	98
601.41	98
601.46	103
601.47	103
601.48	103
601.49	103
601.50	98
601.51	98
601.52	98
601.53	98
601.54	85
601.55	85
601.56	85
601.57	85
601.58	85
601.59	85
601.63	94
601.64	94
601.65	94
601.66	94
601.67	94
601.68	94

601.69	94
601.70	114
601.71	114
601.72	114
601.73	114
601.74	113
601.75	113
601.76	113
601.77	113
601.78	96
601.79	96
601.80	96
601.81	96
601.82	97
601.83	97
601.84	97
601.85	97
601.86	97
601.87	97
601.88	97

700.33	41	702.34	33	703.33	233	749.94	61	800.48	427	833.76	427	875.76	440	885.08	422	925.12	306	926.12	290	937.26	283	940.64	125	950.80	27	968.55	171
700.34	41	702.35	33	703.34	238	749.95	61	800.49	429	833.79	429	875.77	440	885.13	422	925.13	304	926.13	290	937.27	283	940.65	125	950.81	27	968.63	191
700.36	41	702.36	33	703.35	235	750.00	224	800.59	436	833.80	429	875.78	440	885.14	416	925.14	284	926.14	290	937.28	283	940.66	126	950.82	27	968.64	190
700.37	34	702.37	35	703.36	231	750.50	224	800.60	436	833.81	429	875.79	445	885.15	423	925.15	284	926.15	290	937.29	283	940.70	126	950.87	163	968.65	190
700.38	41	702.38	37	703.37	232	750.60	224	800.61	436	836.32	437	875.80	445	885.19	423	925.16	308	926.16	370	937.30	320	940.71	127	950.88	163	968.66	190
700.39	41	702.39	35	703.38	234	750.80	224	800.62	436	836.33	437	875.81	445	885.20	423	925.17	307	926.17	370	937.31	320	940.72	127	950.89	167	968.67	190
700.46	42	702.40	37	703.40	51	751.06	224	800.63	436	836.34	437	875.85	441	885.21	423	925.18	307	926.18	373	937.32	367	940.73	144	950.90	167	968.68	191
700.47	36	702.41	35	703.41	51	751.08	224	800.64	436	836.35	437	875.86	441	885.22	423	925.21	296	926.19	296	937.33	254	940.74	127	950.91	171	968.69	191
700.48	34	702.42	37	703.42	51	751.13	224	800.65	436	836.36	438	875.87	440	885.36	423	925.22	298	926.20	296	937.34	254	940.75	132	950.92	171	968.70	191
700.49	36	702.43	62	703.43	48	751.21	224	800.66	436	836.38	437	875.88	440	885.41	423	925.23	299	926.21	297	937.35	254	940.84	121	950.93	168	968.71	191
700.50	37	702.44	62	703.44	48	753.01	286	808.10	461	836.39	437	875.89	441	885.44	423	925.24	292	926.22	297	937.38	368	940.85	121	950.94	184	968.72	191
700.51	37	702.45	62	703.45	48	753.02	286	810.10	448, 460	836.42	437	875.90	440	885.45	423	925.25	318	926.23	298	937.39	368	940.98	119	950.95	168	968.73	184
700.52	37	702.46	64	703.46	49	753.03	286	820.10	460	836.43	437	875.91	441	885.49	423	925.26	318	926.24	298	937.40	276	940.99	119	950.96	183	968.77	185
700.53	37	702.47	239	703.47	49	770.10	58	820.11	460	836.44	437	875.92	440	885.50	423	925.27	317	926.25	298	937.41	276	941.00	120	950.97	164	968.79	184
700.54	35	702.48	62	703.48	50	770.15	59	820.20	460	836.45	438	875.94	441	885.53	423	925.28	283	926.26	298	937.42	276	941.01	120	950.98	183	968.83	185
700.55	35	702.51	238	703.49	56	770.16	60	820.40	460	836.46	438	875.95	441	885.54	423	925.29	294	926.27	299	937.43	276	941.02	120	951.01	70	968.85	191
700.56	35	702.52	234	703.50	53	770.18	59	8200	159	836.47	438	875.96	441	885.58	423	925.30	294	926.28	299	937.44	276	941.03	121	951.02	70	968.86	191
700.57	35	702.53	234	703.51	53	770.19	59	8203	159	836.48	438	875.97	441	885.60	422	925.31	294	926.29	299	937.45	276	941.04	121	951.03	70	968.87	191
700.59	45	702.54	231	703.52	52	770.20	64	8205	159	836.56	438	880.07	417	885.61	422	925.32	294	926.30	375	937.46	260	950.00	188	951.04	70	968.88	191
700.63	454	702.55	231	703.53	52	770.21	64	8207	159	838.24	427	880.09	417	885.62	422	925.33	309	926.31	298	937.47	271	950.01	188	951.05	69	968.89	191
700.69	20	702.56	232	703.54	53	770.25	65	829.66	459	838.25	427	880.11	417	885.63	422	925.34	309	926.32	296	937.48	261	950.02	188	951.06	69	968.90	191
700.70	20	702.57	232	703.55	56	770.29	58	829.76	459	838.26	428	880.12	418	885.64	422	925.35	322	926.63	372	937.49	261	950.03	21, 177	951.07	69	970.18	137
700.92	236, 383	702.61	243	703.56	56	770.30	65	829.77	459	838.33	427	880.13	418	887.16	420	925.36	281	930.01	350	937.50	264	950.04	21, 187	951.11	163	971.0	144
700.93	227	702.62	243	703.57	56	770.31	58	831.07	426	838.35	427	880.14	418	890.11	415	925.37	292	930.03	350	937.51	264	950.05	21, 182	951.12	178	971.1229	149
700.98	45	702.63	243	703.58	54	770.32	59	831.08	426	860.02	416	880.15	418	890.20	415	925.38	295	935.00	359	937.52	277	950.06	179	951.13	183	971.22	141
700.99	45	702.64	243	703.59	52	770.37	58	831.09	426	860.03	421	880.48	414	891.17	414	925.39	295	935.06	357	937.53	277	950.08	180	951.14	163	971.229	149
701.00	46	702.65	243	703.60	54	770.54	63	831.13	426	860.07	417	880.49	414	892.30	416	925.40	295	935.07	357	937.54	267	950.09	184	951.17	165	971.31	137
701.01	46	702.66	243	703.61	54	790.69	23	831.14	426	860.10	416	880.50	414	892.39	418	925.41	295	935.09	357	937.55	257	950.10	173	951.18	165	971.33	138
701.02	46	702.67	243	703.62	54	791.89	42	831.15	426	860.11	416	880.53	419	892.40	418	925.42	322	935.10	357	937.56	251	950.11	181	951.19	166	971.76	149
701.03	32	702.68	241	703.63	54	791.90	42	831.16	426	860.20	420	880.54	419	892.41	418	925.43	322	935.11	357	937.57	251	950.13	173	951.21	165	971.80	129
701.04	33	702.69	241	703.64	55	791.93	42	831.17	426	860.21	420	880.56	412	892.42	418	925.44	365	935.12	357	937.58	291	950.14	181	951.22	165	971.82	137
701.05	33	702.70	241	703.65	55	792.12	46	831.18	426	860.22	420	880.57	412	892.43	418	925.45	364	935.14	357	937.59	267	950.15	186	951.59	200	971.83	137
701.06	33	702.71	241	703.66	55	793.80	23	831.19	426	860.23	420	880.58	412	892.46	416	925.46	293	935.15	356	937.60	368	950.16	189	951.60	200	971.98	141
701.10	33	702.72	241	703.67	38	793.81	23	831.21	426	860.24	420	880.59	412	893.14	410	925.47	300	935.16	356	937.61	381	950.17	189	951.61	201	972.03	142
701.25	34	702.73	241	703.68	38	793.85	61	832.00	431	860.25	418	880.60	412	894.05	413	925.48	300	935.17	356	937.62	381	950.18	189	951.63	178	972.04	142
701.26	36	702.74	241	703.69	38	793.89	60	832.01	431	860.26	418	880.69	415	894.07	413	925.49	321	935.18	356	937.63	272	950.19	173	951.64	178	972.22	215
701.28	30	702.75	241	703.70	38	793.90	60	832.03	431	870.00	440	880.75	412	894.09	413	925.50	300	935.19	356	937.64	263	950.20	181	951.65	179	972.26	215
701.29	30	702.76	30	703.71	38	793.91	63	832.04	431	870.01	440	880.79	415	894.11	413	925.51	321	935.20	356	937.65	272	950.21	186	951.66	179	972.46	128
701.77	18, 177	702.77	30	703.72	38	793.92	63	832.05	431	870.02	440	880.84	412	894.19	413	925.52	321	935.21	356	937.68	253	950.22	173	953.13	179	972.51	130
701.79	60	702.78	30	703.73	40	794.59	21	832.07	431	870.03	440	880.86	414	894.21	413	925.71	324	935.22	356	937.69	271	950.23	181	960.04	155, 214	972.78	386
701.96	231	702.79	30	703.74	40	794.60	21	832.08	431	870.04	440	880.87	414	894.34	418	925.72	325	935.23	356	937.70	273	950.24	186	960.16	155, 214	972.79	386
701.97	232	702.80	237	703.75	40	794.61	21	832.09	431	870.05	440	880.88	419	894.35	418	925.73	325	935.24	356	937.71	273	950.36	164	960.39	387	972.81	160
701.98	234	702.81	238	703.76	40	794.82	61	832.10	431	870.06	440	880.89	419	894.36	419	925.74	325	935.25	356	937.72	273	950.37	164	960.40	387	972.82	216
701.99	236, 388	702.82	237	703.77	40	795.80	63	832.12	431	870.07	440	880.90	419	894.37	414	925.75	325	935.26	356	937.73	273	950.38	164	960.41	387	972.83	160
702.00	236, 388	702.83	245	703.78	40	800.11	448	832.13	428	870.08	440	881.13	417	894.39	418	925.76	325	935.27	356	937.74	273	950.39	173	965.01	205	972.86	159
702.01	236, 388	702.84	223	703.79	39	800.12	448	832.15	428	870.30	445	881.14	415	894.46	419	925.77	325	935.28	356	937.75	273	950.44	173	965.11			

975.42	388	979.30	386	987.32	329	989.61	332	994.83	312
975.68	147, 153, 208, 212	979.73	380	987.49	258	989.67	332	994.85	312
975.99	190	979.75	380	987.50	308	989.68	333	994.88	270
976.11	131	979.82	380	987.54	388	989.70	333	994.92	348
976.15	128	979.83	380	987.56	256	989.71	333	994.97	275
976.17	199	979.85	380	987.57	256	989.73	333	994.98	275
976.26	202	979.919	391	987.58	256	989.76	333	995.06	288
976.48	191	979.929	391	987.59	390	989.77	333	995.09	288
976.49	191	979.939	391	987.61	308	989.78	333	995.18	289
976.50	191	979.949	391	987.62	308	989.81	333	995.21	289
976.55	191	979.969	391	987.64	308	989.83	333	995.24	289
976.56	191	979.979	391	987.68	252	989.86	286	995.41	328
976.57	191	979.989	391	987.72	252	989.87	286	995.43	328
976.66	166	980.91	281	987.73	316	989.88	275	995.45	328
976.74	167	983.36	331	987.75	348	989.90	320	995.47	328
976.78	201	983.41	349	987.77	257	989.94	320	995.56	287
976.79	191	983.42	349	987.79	257	990.42	216	995.59	287
976.80	191	983.43	359	987.81	257	990.68	71	995.67	287
976.81	191	983.44	331	987.82	257	990.69	71	995.68	287
976.82	190	983.46	331	987.91	256	990.73	75	995.71	288
976.83	190	983.51	345	987.94	256	990.74	75	995.72	288
976.84	190	983.52	346	987.97	256	990.75	74	995.73	288
976.85	191	983.64	331	988.04	333	990.76	74	995.79	283
976.86	191	983.66	331	988.04	333	990.77	74	995.91	328
976.87	191	983.97	360	988.17	332	990.78	74	995.93	328
976.88	190	983.98	360	988.19	332	990.81	72	995.97	328
976.89	180	984.02	351	988.29	333	990.82	72	996.19	82
976.91	180	984.03	353	988.30	333	990.83	72	996.49	76
976.92	180	984.04	353	988.43	260	991.40	216	996.71	82
976.93	180	984.06	353	988.45	263	991.78	216	996.75	76
976.94	180	984.07	351	988.46	262, 379	992.25	76	996.77	76
977.01	385	984.09	351	988.60	255	992.61	77	996.79	73
977.02	391	984.29	358	988.61	255	992.62	77	996.80	73
977.04	391	984.32	353	988.62	255	992.66	83	996.81	73
977.15	385	984.49	353	988.63	367	992.73	83	996.82	75
977.16	391	984.62	353	988.66	363	992.87	73	996.83	75
977.20	385	984.66	351	988.68	268	992.88	78	996.84	77
977.25	385	984.71	352	988.69	268	993.02	311	996.85	77
977.28	383	984.72	351	988.70	269	993.05	311	996.87	79
977.29	383	984.73	352	988.71	269	993.07	311	996.89	78
977.36	385	984.74	352	988.72	254	993.09	311	996.90	78
977.37	389	984.76	352	988.73	336	993.13	310	996.92	79
977.38	389	984.78	352	988.75	259	993.16	310	996.94	81
977.51	384	984.82	353	988.76	258	993.33	282	996.95	79
977.53	384	984.86	226	988.77	259	993.42	282	996.97	81
977.54	384	984.89	226	988.78	319	993.43	282	996.99	81
977.59	390	984.90	226	988.79	319	993.45	282	997.38	370
977.68	383	984.94	226	988.80	319	993.47	282	997.39	370
977.69	383	985.18	358	988.81	366	993.48	282	997.40	370
977.71	385	985.22	360	988.89	366	993.52	310	997.41	370
977.72	391	985.41	364	988.91	266	993.53	314	997.42	370
977.759	380	985.61	364	988.92	266	993.56	314	997.43	370
977.81	384	985.68	354	988.93	366, 379	993.57	311	997.44	370
977.82	384	985.69	354	989.02	338	993.60	314	997.45	370
977.87	391	985.70	354	989.16	334	993.77	315	997.46	372
977.88	391	985.71	354	989.19	334	993.93	336	997.47	372
977.89	391	985.72	354	989.24	332	993.94	279	997.48	372
978.019	160	985.73	354	989.26	332	994.19	339	997.49	375
978.029	157	985.74	354	989.27	332	994.23	339	997.54	375
978.41	160	985.75	354	989.28	332	994.45	315	997.55	374
978.44	160	985.76	354	989.29	332	994.47	315	997.76	71
978.45	160	986.02	354	989.30	315	994.50	282	998.07	279
978.70	128	986.03	354	989.31	315	994.53	315	998.08	279
978.72	130	986.06	354	989.32	314	994.54	315	998.09	279
979.01	157	986.309	331	989.33	314	994.55	285	998.10	363
979.047	156	986.32	350	989.34	319	994.56	315	998.11	363
979.05	156	986.34	335	989.36	319	994.57	285	998.12	343
979.050	156	986.35	335	989.40	319	994.58	315	998.13	343
979.055	156	986.36	335	989.41	319	994.60	280	998.14	343
979.057	156	986.38	350	989.42	319	994.61	280	998.15	343
979.059	156	986.40	331	989.43	319	994.65	285	998.16	270
979.067	156	986.609	331	989.44	319	994.70	285	998.17	274
979.069	156	986.74	321	989.45	319	994.73	315	998.18	274
979.11	386	986.75	321	989.46	319	994.74	315	998.21	79
979.12	391	987.27	307	989.47	319	994.75	323	998.23	80
979.15	386	987.28	307	989.48	319	994.77	315	998.24	80
979.20	386	987.29	307	989.49	319	994.78	323	998.25	80
		987.31	363	989.50	319	994.82	312	998.29	81

A

ÖSTERREICH
Paulmann Ges.m.b.H
Linzerstrasse 89-91
A-3003 Gablitz
☎ +43 2231 66492
☎ +43 2231 6649217
info@paulmann.at

AND

ANDORRA
Paulmann Iluminación S.L.U.
Ctra.Barcelona, nº 150 – Local 4
ES- 08205 Sabadell (Barcelona)
☎ +34 937279533
☎ +34 937255953
info@paulmann.es

B

BELGIË
Paulmann Licht BeNeLux GmbH
Hooïdonkstraat 40
B-2560 Nijlen
☎ +32 34800380
☎ +32 34809264
info@paulmann.be

BG

БЪЛГАРИЯ
Mankovski Ltd.
16 Ana Feliksova Street
Orchid Hills, bl. 2, fl. 4, ap. 14
9000 Varna
☎ +359 886654093
i_mankovski@abv.bg

BIH

BOSNIA-HERCEGOVINA
Mikrut D.O.O.
Maciej Mikrut
Ulica Ivana Pengova 18
SI- 1230 Domzale
☎ +386 31518153
☎ +386 17219514
mmikrut@paulmann.si

BY

БЕЛАРУСЬ
Paulmann Licht GmbH
Quezinger Feld 2
D-31832 Springe
☎ +49 5041 998-0
☎ +49 5041 998-169
comm@paulmann.de
info@paulmann.de

CA / USA

Paulmann Lighting
16 West 4th Ave
Vancouver, BC V5Y 1G3,
CANADA
☎ +1 604-708-8600 ext. 129
☎ +1 604-708-8616
sales@paulmannlighting.com

CH

SCHWEIZ
Lichtregal GmbH
Obere Bahnhofstrasse 13
CH-5507 Mellingen
☎ +41 (0)56 470 67 83
☎ +41 (0)56 535 00 50
info@lichtregal.ch

CY

ΚΥΠΡΟΣ
ΕΛΕΚΤΡΟΪΜΠΕΞ ΕΛΛΑΣ Α.Ε.
Δερβενίων & Ποσειδώνος
GR-14410 Μεταμόρφωση
☎ +30 2102819783
☎ +30 2102819385
info@electroimpex.gr

CZ

ČESKÁ REPUBLIKA
Paulmann Licht GmbH
Quezinger Feld 2
D-31832 Springe
☎ +49 5041 998-0
☎ +49 5041 998-169
info@paulmann.de

D

DEUTSCHLAND
Paulmann Licht GmbH
Quezinger Feld 2
31832 Springe Völkse
☎ +49 5041 998-0
☎ +49 5041 998-119
info@paulmann.de

DK

DANMARK
SB Trade ApS
Rædersgade 3,1
DK-8700 Horsens
☎ +45 7023-2723
☎ +45 7023-2703
mb@sb.dk

E

ESPAÑA
Paulmann Iluminación S.L.U.
Ctra.Barcelona, nº 150 – Local 4
ES- 08205 Sabadell (Barcelona)
☎ +34 937279533
☎ +34 937255953
info@paulmann.es

EST

EESTI
SIA Paulmann-Gaisma
Gertrudes Iela 53-1A
LV- 1011 Riga
☎ +371 67280542
☎ +371 67542413
Paulmann@latnet.lv

F

FRANCE
Paulmann Lumière S.A.
21, rue Desaix- CS 21076
F-67452 Mundolsheim Cedex
☎ +33 3 90203737
☎ +33 3 90203757
comm@paulmann.fr

FIN

SUOMI (FINLAND)
Hedengren Yhtioet
OY HedTec Ab
Maenkimiehentie 4
02780 ESPOO
☎ +358 9 68288202
☎ +358 9 673813
lighting@hedtec.fi

FL

LIECHTENSTEIN
Lichtregal GmbH
Obere Bahnhofstrasse 13
CH-5507 Mellingen
☎ +41 (0)56 470 67 83
☎ +41 (0)56 535 00 50
info@lichtregal.ch

GB

UNITED KINGDOM
Light Source Europe Ltd.
6 Great Western Business Park
McKenzie Way
Worcester
WR4 9PT
☎ +44 1905 22243
☎ +44 1905 611263
sales@lsselighting.com

GR

ΕΛΛΑΔΑ
ΕΛΕΚΤΡΟΪΜΠΕΞ ΕΛΛΑΣ Α.Ε.
Δερβενίων & Ποσειδώνος
GR-14410 Μεταμόρφωση
☎ +30 210 2819783
☎ +30 210 2819385
info@electroimpex.gr

H

MAGYARORSZÁG
DINOCOOP GmbH
Radvány u. 24
1118 Budapest XI
☎ +36-1-3193064
☎ +36-1-3193066
dinocoop@dinocoop.hu

HR

HRVATSKA
Mikrut D.O.O.
Maciej Mikrut
Ulica Ivana Pengova 18
SI- 1230 Domzale
☎ +386 31518153
☎ +386 17219514
mmikrut@paulmann.si

I

ITALIA
Mission Srl
Viale Famagosta 61
I-20142 Milano
☎ +39 02 57505394
☎ +39 02 70059970
simonetta.aldini@mission.it

L

LUXEMBOURG
Paulmann Licht BeNeLux
Hooïdonkstraat 40
B-2560 Nijlen
☎ +32 3 4800380
☎ +32 3 4809264
info@paulmann.be

LT

LIETUVA
SIA Paulmann-Gaisma
Gertrudes Iela 53-1A
LV- 1011 Riga
☎ +371 67280542
☎ +371 67542413
Paulmann@latnet.lv

LV

LATVIJA
SIA Paulmann-Gaisma
Gertrudes Iela 53-1A
LV- 1011 Riga
☎ +371 67280542
☎ +371 67542413
paulmann@latnet.lv

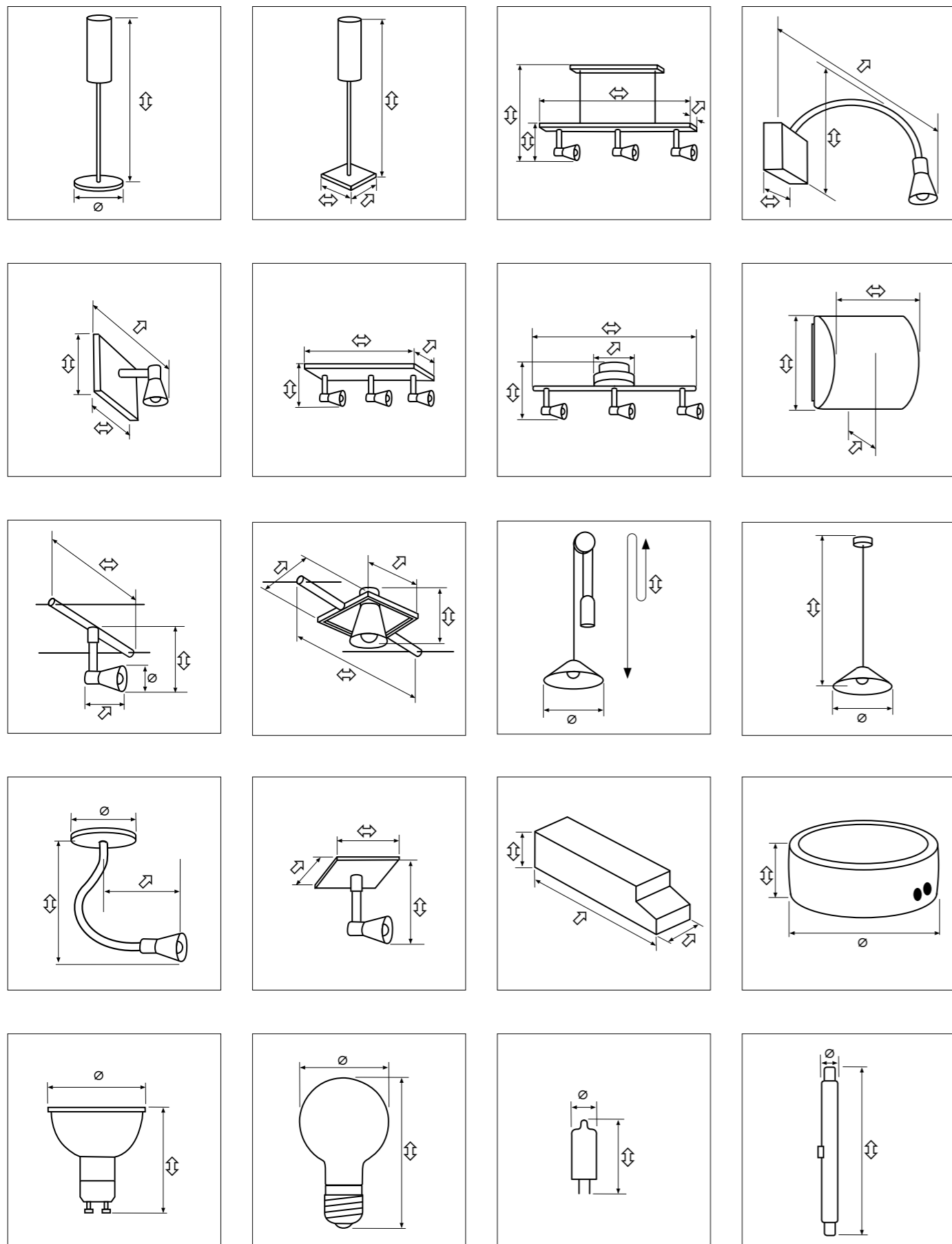
MD

МОЛДОВА
Paulmann Licht GmbH
Quezinger Feld 2
D-31832 Springe
☎ +49 5041 998-0
☎ +49 5041 998-169
info@paulmann.de

MK

MAKEDONIJA
DPTUU „EL-LUKS“ DOOEL
ul : Leninoва br. 79
MK-2400 Strumica
☎ +389 75 301 109
☎ +389

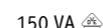
Product dimensions
Dimensionado de artículos
Dimensionamento degli articoli



GB
We guarantee all Paulmann products for 3/5 years. This guarantee does not cover bulbs.




Safety test marks issued by the Association of German Electrical Technicians (VDE) and the German Technical Monitoring Associations (TÜV). Paulmann is synonymous with optimum safety and quality. All our products comply with the European standards laid down. Even when safety tests are not mandatory, Paulmann products are tested by the VDE, TÜV or the Paulmann Quality Assurance department. These are marked accordingly in the product.



The VDE mark behind the transformer specification (e.g. C. 105 VA) refers only to the transformer, and not to the product.

All illustrations and specifications regarding measurements, colours and the like may be subject to technical production margins of tolerance, and are not binding. We reserve the right to make changes to products at any time. We work on the basis of our Terms of Supply and Payment. We will be happy to supply these terms on request, or they can be viewed at www.paulmann.com.



We recommend buying the replacement bulbs specified for the products in question.



These items are the product of traditional craftsmanship. Colour and shape deviations as well as air pockets are therefore possible.



Colour



Material

E

Todos los productos de Paulmann tienen una garantía de 3/5 años. Las bombillas están excluidas de la garantía.

Símbolo de control de seguridad de VDE y TÜV. Paulmann equivale a seguridad y calidad. Todos nuestros artículos están fabricados según las normas europeas fijadas. Los productos de Paulmann se someten a inspección por el VDE, TÜV o control de calidad de Paulmann, incluso cuando no está estipulada. Los artículos están marcados de forma correspondiente en el catálogo.

El símbolo VDE detrás del transformador (p. ej. 105 VA) sólo se refiere al transformador y no al producto.

Todas las ilustraciones y datos de dimensiones, color, etc. dependen de posibles tolerancias técnicas y de producción y no son vinculantes. Nos reservamos el derecho a modificaciones en los productos. Todo pedido implica la aceptación de nuestras condiciones de pago y suministro. Nos las puede solicitar o ver en www.paulmann.com.

Recomendamos la compra de todos los medios de iluminación indicados junto a los productos.

Estos artículos son un producto tradicional de artesanía, por lo que pueden presentar variaciones en color y forma, así como burbujas de aire.

Color

Material

I

Tutti i prodotti Paulmann sono coperti dalla nostra garanzia di 3/5 anni. Tale garanzia non include gli apparecchi d'illuminazione.

Marchi di sicurezza del Verband Deutscher Elektrotechniker (associazione dei tecnici elettricisti tedeschi) e delle associazioni di controllo tecnico. Paulmann è sinonimo di qualità e massima sicurezza. Tutti i nostri articoli sono conformi alle vigenti normative europee. I prodotti Paulmann sono testati dal VDE, dal TÜV o dalla nostra unità interna di assicurazione qualità, anche nei casi in cui non è prescritto un collaudo di sicurezza obbligatorio. I test effettuati sono specificati nel catalogo.

Il marchio VDE che segue l'indicazione del trasformatore (p. es. B. 105 VA) si riferisce esclusivamente al trasformatore, non al prodotto.

Le illustrazioni e i dati possono presentare lievi differenze tecniche rispetto ai prodotti (dimensioni, colori, ecc.) e non sono vincolanti. Ci riserviamo di apportare modifiche ai prodotti in qualsiasi momento. La nostra attività si basa sulle nostre condizioni generali di fornitura e pagamento, che sono disponibili su richiesta oppure nel sito Internet www.paulmann.com.

Raccomandiamo l'acquisto dei corpi illuminanti indicati per ciascun prodotto.

Questo articolo è un prodotto artigianale. Sono pertanto possibili differenze di colori e forme e inclusioni d'aria.

Colore

Materiale

	Safety classification 2	Clase de protección 2	Grado di protezione 2
	Safety classification 3	Clase de protección 3	Grado di protezione 3
	Dichroic mirror	Reflector dicroico	Specchio per luce fredda
	Low pressure	Baja presión	Bassa pressione
	Product with a limited surface temperature	Producto con temperatura limitada en la superficie	Prodotto con temperatura superficiale limitata
	The bulb is only suitable for fitting to non-flammable materials.	La luminaria sólo debe instalarse en materiales no inflamables.	L'apparecchio d'illuminazione è idoneo al solo montaggio su materiali non infiammabili.
	IP safety classifications See page 467 for further details	Clases de protección IP Para más información, véase pág. 467	Gradi di protezione IP Per le spiegazioni vedi pagina 467
	Rust-proof	Inoxidable	Antiruggine
	2 brightness levels	2 niveles de claridad	2 livelli di luminosità
	Dusk sensor	Sensor crepuscular	Sensore crepuscolare
	See page 5 for further details	Para más información, véase pág. 5	Per le spiegazioni vedi pagina 5
	RGB Multicolor colour change	RGB multicolor cambio de color	Cambio di colore RGB Multicolor
	LED colours red, green or blue	Color de LED rojo, verde o azul	LED colorato rosso, verde o blu
	Adjustable colours	Colores configurables	Colori impostabili
	Flashing	Intermitente	Lampeggiante
	Freeze function	Función Freeze	Funzione freeze
	Flashlight function	Función Flashlight	Funzione Flashlight
	Sound sensor	Sensor de sonido	Sensore di suono
	With switch	Con interruptor	Con interruttore
	With cable switch incl. plug	Con interruptor de cable, enchufe incl.	Completo di interruttore a cavo incl. connettore
	With touch dimmer	Con reguladores de luz táctiles	Con dimmer a sfioramento
	With dimmer	Con reguladores de luz	Con dimmer
	dimming	regulable	regolabile
	Bayonet coupling	cierre bayoneta	Attacco a baionetta
	With plug-in transformer	Con transformador de enchufe	Con trasformatore a spina
	Plug including earthing contact (Germany)	Enchufe con contacto de puesta a tierra (Alemania)	Connettore Schuko (Germania)
	With plug connector	Con conector	Con connettore a spina
	With remote control	Con mando a distancia	Con telecomando
	Motion detector with high frequency sensor	sensor de movimiento con sensor de alta frecuencia	Sensore di movimento ad alta frequenza
	Motion detector	sensor de movimiento	Sensore di movimento
	Motion detector with proximity sensor	sensor de movimiento con sensor de proximidad	Sensore di movimento con sensore di prossimità
	Battery operation possible	Funcionar posible con pila/acumulador	Possibilità di funzionamento a batteria
	Wall, floor and/or ceiling fitting	Montaje a pared, suelo y/o techo	Montaggio a parete, pavimento e/o soffitto
	Maximum load	Carga máx.	Carico max.
	Wire/rod distance	Distancia de cable/barra	Distanza fune/asta
	Base	Casquill	Zoccolo

lm	Lumen, luminous flux See page 464 for further details	lumen, flujo luminoso Para más información, véase pág. 464	Lumen, flusso luminoso Per le spiegazioni vedi pagina 464
lm/90° lm/120°	Brightness with reflector lamps See page 464 for further details	Luminosidad de lámparas reflectoras Para más información, véase pág. 464	Luminosità con riflettori Per le spiegazioni vedi pagina 464
K	Kelvin, colour temperature See page 465 for further details	kelvin, temperatura de color Para más información, véase pág. 465	Kelvin, temperatura di colore Per le spiegazioni vedi pagina 465
cd	Candela (Lux) value at 1 m See page 465 for further details	Valor Candela (Lux) en 1 m Para más información, véase pág. 465	Valore Candela (Lux) su 1 m Per le spiegazioni vedi pagina 465
S	Dummy output See page 462 for further details	Potencia aparente Para más información, véase pág. 462	Potenza apparente Per le spiegazioni vedi pagina 462
	Easily fitted	Montaje simple	Facile montaggio
	Only for indoor use	uso sólo en interiores	Solo per interni
	Toroid transformer	Transformador toroidal	Trasformatore a nucleo toroidale
	Can be dimmed using leading edge dimmer. See page 469 for further details	Regulable con un reductor de corte de inicio de fase. Para más explicación véase la página 469	Variazione dell'intensità luminosa con dimmer di fase nella sezione di accensione. Per le spiegazioni vedi pagina 469
	Can be dimmed using trailing edge dimmer. See page 469 for further details	Regulable con un reductor de corte de fin de fase. Para más explicación véase la página 469	Variazione dell'intensità luminosa con dimmer di fase nella sezione di spegnimento. Per le spiegazioni vedi pagina 469
	Integrated spark protection	Protección contra interferencias integrada	Protezione radio integrata
	Integrated soft start	Softstart integrado	Avvio "soft" integrado
	Integrated short circuit protection	Protección contra cortocircuitos integrada	Protezione da corto circuito integrata
	Increased spike protection	Mayor protección contra perturbaciones	Maggiore protezione "anti-spike"
	Integrated fire protection	Protección contra incendios integrada	Protezione antincendio integrata
	Integrated overload protection	Protección contra sobrecarga integrada	Protezione da sovraccarico integrata
	Integrated re-startable temperature monitor	Sensor de temperatura reconectable integrado	riattivabile integrato
	Integrated temperature monitor and electronic fuse	Sensor de temperatura integrado y fusible electrónico	Termostato integrado e fusibile elettronico
	Integrated electronic fuse	Fusible electrónico integrado	Fusibile elettronico integrado
	Integrated fine-wire fuse	Fusible para baja intensidad integrado	Fusibile per correnti deboli integrato
	Self-service pack	Embalaje SB	Imballaggio "SB"
	Packaging unit	Unidad de embalaje	Unità d'imballaggio
	Energy-efficiency class	clase de ahorro energético	Classe di efficienza energetica
	Cycles of operation	Ciclos de conmutación	Cicli di commutazione
	Lower power consumption, the same brightness	Menor consumo de corriente, igual luminosidad	Meno consumo elettrico, luminosità invariata
	Flicker-free quick start	encendido inmediato sin centelleo	Accensione immediata senza luce pulsante
	Service life	vida útil	Durata utile
	Service life, electronic ballast 50,000h	vida útil reactancia electrónica 50 000 h	Durata utile alimentatore elettronico: 50.000 h

www.paulmann.com