



2015

Light Luz Luce


















--	--	--	--	--	--	--	--	--	--


Customer number / No del cliente / Codice cliente

We provide our products and services in accordance with our terms and conditions of payment and delivery. You can get them on request or with www.paulmann.com

Todo pedido implica la aceptación de nuestras condiciones de pago y suministro. Nos las puede solicitar o ver en www.paulmann.com

Lavoriamo sulla base delle nostre condizioni di fornitura e di pagamento. Queste sono disponibili su richiesta all'indirizzo www.paulmann.com

10	Wall & Ceiling	
32	Living, Table & Desk	
45	Galeria	
59	Spotlights	
93	Wire Systems	
128	Rail Systems	
176	Function	
217	Downlights	
369	Lighting control/ transformers Control de luz/ Transformadores Controllo dell'illuminazione/ Trasformatori	
390	LED bulbs Medio de iluminación LED Mezzi d'illuminazione a LED	
405	Energy-saving/ fluorescent bulbs Lámparas fluorescentes/ de bajo consumo Lampade a risparmio energetico/ lampade fluorescenti	
416	Halogen lamps 12V Lámparas halógenas de 12V Lampade alogene da 12V	
424	Halogen lamps 230V Lámparas halógenas de 230V Lampade alogene da 230V	
433	Conventional light bulbs Medios de iluminación convencionales Lampade convenzionali	
445	Technical information, indexes Información técnica, listas Informazioni tecniche, elenchi	





All about light

Paulmann Licht GmbH, located in Springe in Lower Saxony (Germany), offers over 2500 innovative products; as one of the leading manufacturers in the light industry, we are able to share our expertise – from lights and lighting systems to a complete bulb assortment with many speciality lamps.

Paulmann products are appealing to your customers with light for a cosy atmosphere in modern design and energy efficiency.

Sales offices and agencies in 40 countries of Europe and North America ensure that customers receive direct, local support.

Todo alrededor de la luz

Paulmann Licht GmbH con sede en Springe, Baja Sajonia (Alemania), es, con sus más de 2500 productos innovadores, uno de los proveedores líderes en el sector de luminarias y ofrece soluciones competentes para toda la gama de productos: desde lámparas y sistemas de iluminación hasta un surtido completo de luminarias con muchas especialidades.

Los productos Paulmann entusiasman a sus clientes por su luz agradable, diseño actual y alta eficiencia energética.


Gracias a nuestras sucursales y representaciones en más de 40 países de Europa y Norteamérica, los clientes reciben un asesoramiento individual y sin desplazamientos.

Tutto per la luce

Con oltre 2500 prodotti innovativi Paulmann Licht GmbH, che ha sede a Springe (Bassa Sassonia, Germania), è uno dei fornitori leader nel settore dell'illuminazione. Le sue competenze coprono l'intero assortimento: dai singoli apparecchi ai sistemi d'illuminazione fino a un assortimento completo di lampadine che vanta prodotti esclusivi.

I prodotti Paulmann soddisfano i clienti con la loro luce per il benessere, il design moderno e l'elevata efficienza energetica.

Grazie alle nostre filiali e rappresentanze in più di 40 Paesi europei e nel Nord America, i clienti possono usufruire di un'assistenza individuale direttamente in loco.



Paulmann EcoSystems

Don't save light, save energy.

Optimal lighting for a home depends on the use of the three energy-saving technologies: LEDs, energy-saving bulbs and 12V halogen.



Our energy-saving technologies are indicated by these symbols in the catalogue. Each of these technologies offers specific advantages. Because every house and flat has numerous areas with potential for saving energy. The broad Paulmann assortment offers the appropriate EcoSystem solution for every application: Energy-efficient lighting that suits your style and feels good.

Ahorre energía y no luz.

La iluminación óptima para el hogar depende de cuál de las tres tecnologías de bajo consumo se use: LEDs, lámparas de bajo consumo y halógenas de 12V.



Estos símbolos identifican nuestras tecnologías de ahorro energético en el catálogo. Cada una de estas tecnologías tiene ventajas específicas. Porque en toda casa y toda vivienda hay varios potenciales de ahorro. El gran surtido de Paulmann ofrece para cada aplicación la solución ecológica adecuada: su eficaz luz personal como fuente de bienestar.

Non risparmiate sulla luce, risparmiate sull'energia.

L'illuminazione ottimale per la casa dipende dall'uso dei tre sistemi a risparmio energetico: LED, lampade a risparmio energetico e alogene a 12V.



Questi simboli indicano le nostre tecnologie di risparmio energetico nel catalogo. Ognuna di queste tecnologie offre vantaggi particolari. Ogni abitazione presenta svariati potenziali di risparmio. Il vasto assortimento Paulmann ha sempre la soluzione EcoSystem più adatta per ogni applicazione: per una luce personalizzata ed efficiente - per il vostro benessere.

Paulmann EcoSystems

LED

Energy savings¹⁾
Ahorro de energía¹⁾
Risparmio energetico¹⁾

10.000 h – 25.000 h

Excerpt of natural light
Extracto de luz natural
Uscita di luce naturale

Dimming function is model specific
Regulable según modelo
Intensità regolabile a seconda del modello

warm neutral cold
cálido neutro frío
caldo neutro freddo

Paulmann EcoSystems

Energy Saver

energy savings¹⁾
Ahorro de energía¹⁾
Risparmio energetico¹⁾

5.000 h – 8.000 h

Excerpt of natural light
Extracto de luz natural
Uscita di luce naturale

Cannot be dimmed
No regulable
Intensità non variabile

warm neutral cold
cálido neutro frío
caldo neutro freddo

Paulmann EcoSystems

Halogen 12V

energy savings¹⁾
Ahorro de energía¹⁾
Risparmio energetico¹⁾

3.000 h²⁾

Natural light
Luz natural
Luce naturale

Savings with dimming
Intensité variable économique
Sparen door dimmen

warm
cálido
caldo

¹⁾ Compared to a conventional bulb frente a lámparas incandescentes normales rispetto a una lampadina a incandescenza tradizionale

²⁾ Supplemental extension through dimming Prolongación adicional mediante dimming Ulteriore prolungamento mediante la variazione dell'intensità

Paulmann shop concepts are product advisors. Illuminated product samples, competent explanations and pleasant illustrations create the desire for comfortable lighting. The packaging helps with product selections by presenting large pictures and clearly structured information.

El concepto de presentación de Paulmann vende el producto. Las muestras iluminadas, las explicaciones competentes y las simpáticas ilustraciones animan a invertir en luz como fuente de bienestar. Los paquetes con información claramente estructurada y grandes ilustraciones ayudan a decidirse por el producto.

I punti vendita Paulmann sono concepiti come luoghi di informazione sui prodotti e invito all'acquisto. Esempi di prodotti con la giusta illuminazione, spiegazioni competenti e immagini accattivanti stimolano il desiderio di una luce portatrice di benessere. Gli imballaggi aiutano nella scelta dei prodotti grazie a illustrazioni in grande scala e informazioni chiare e ben strutturate.

The optimised positioning concept additionally provides for the greatest possible product variety with coordinated stocking and therefore increasing the efficiency of your surface.


El optimizado concepto de colocación permite además presentar la mayor variedad de productos con un aprovisionamiento coordinado, para una mayor productividad de su superficie expositora.

Un sistema ottimizzato di collocazione dei prodotti garantisce inoltre la massima varietà unita a un approvvigionamento adeguato, e quindi una maggiore produttività della superficie disponibile.



Wall & Ceiling

- 11 PadLED
- 14 LED
- 19 Energy Saving
- 22 Bathroom



PadLED lighting system for virtually invisible cable installation

In many rooms, factors such as concrete ceilings prevent the use of recessed lighting. The PadLED system provides a bright alternative with a contemporary design. A thumb's width of ultra-flush cable connecting the magnetically attached spot pads can easily be glued to the ceiling and is rendered virtually invisible by wallpapering or painting over the area.

- ▶ Extremely flush surface-mounting of the lights, even on cement ceilings
- ▶ Easy installation via a self-adhesive connecting cable
- ▶ A thumb's width of ultra-flush connecting cable – rendered virtually invisible by wallpapering or painting
- ▶ Installation length of up to eight metres
- ▶ Warm white luminous colour (2700 kelvin)
- ▶ Efficient LED system with energy savings of up to 80%

PadLED - Sistema de iluminación para un cableado casi invisible

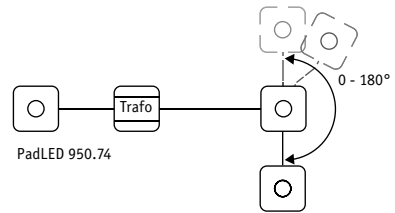
En muchos espacios no es posible usar lámparas empotrables, por ejemplo cuando el techo de hormigón no lo permite. Una brillante alternativa es el sistema PadLED en estilo de diseño moderno. un cable de conexión del ancho de un pulgar, ultraplano entre las bases de focos fijadas magnéticamente, se pega fácilmente en el techo y mediante papel pintado o pintura queda prácticamente invisible.

- ▶ Construcción extremadamente plana en techos de hormigón
- ▶ Fácil montaje con cable de conexión autoadhesivo
- ▶ Cable de conexión ultraplano del ancho de un pulgar; queda invisible con papel pintado o pintura
- ▶ Hasta ocho metros de tendido
- ▶ Luz de color blanco cálido (2700 kelvin)
- ▶ Sistema de LED eficiente, ahorra hasta un 80% de energía

PadLED - Sistema di illuminazione con una posa dei cavi quasi invisibile

In molti ambienti non è possibile impiegare faretto a incasso, ad esempio se i soffitti sono in calcestruzzo. Un'alternativa è il brillante sistema PadLED, dal piacevole design moderno. Un cavo di collegamento ultrapiatto largo un pollice che collega gli spot pad a fissaggio magnetico può essere incollato al soffitto: una volta dipinto o tappezzato, è praticamente invisibile.

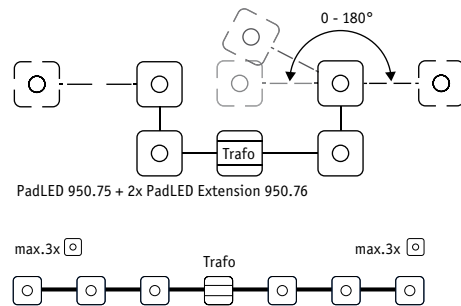
- ▶ Struttura estremamente piatta delle luci anche su soffitti in calcestruzzo
- ▶ Semplice montaggio grazie al cavo di collegamento autoadesivo
- ▶ Cavo di collegamento ultrapiatto largo un pollice: una volta dipinto o tappezzato, è praticamente invisibile
- ▶ Possibilità di prolunga fino a otto metri
- ▶ Colore della luce bianco caldo 2.700 Kelvin
- ▶ Efficiente sistema LED per il risparmio di fino all'80% di energia



PadLED A++-A
 LED
 incl. 3x10 W
 3x290 lm, 2700 K
 230 V, 1x36 VA
 ⇔6 m
 EAN 4000870 950746
950.74

reddot design award
 honourable mention 2013




- White/Chrome
- Blanco/Cromo
- Bianco/Cromo



PadLED Set A++-A
 LED
 incl. 4x10 W
 4x290 lm, 2700 K
 230 V, 2x36 VA
 ⇔8 m
 EAN 4000870 950753
950.75

reddot design award
 honourable mention 2013

- White/Chrome
- Blanco/Cromo
- Bianco/Cromo



PadLED Extension A++-A
 LED
 incl. 1x10 W
 290 lm, 2700 K
 ⌀50 ⇔155 ⌀155 mm
 EAN 4000870 950760
950.76


- White/Chrome
- Blanco/Cromo
- Bianco/Cromo

Cable 5m
 ⇔15 mm ⇔5 m
 EAN 4000870 950814
950.81

- White
- Blanco
- Bianco

Cable 10m
 ⇔15 mm ⇔10 m
 EAN 4000870 950821
950.82

- White
- Blanco
- Bianco



DecoLayer Quad
 ⌀58 ⇔44 mm
 EAN 4000870 950807
950.80

- White
- Blanco
- Bianco

DecoLayer Pitch
 ⌀85 ⇔50 mm
 EAN 4000870 950791
950.79

- White
- Blanco
- Bianco

DecoLayer Flat
 ⌀13 ⇔130 ⌀130 mm
 EAN 4000870 950784
950.78

- White
- Blanco
- Bianco



Orbit A++-A
 incl. 1x11 W
 570 lm, 3000 K
 230 V
 ø200 ↗51 mm
 EAN 4000870 703885
703.88



Orbit A++-A
 incl. 1x16,5 W
 900 lm, 3000 K
 230 V
 ø300 ↗55 mm
 EAN 4000870 703892
703.89



Orbit A++-A
 incl. 1x18,5 W
 1100 lm, 3000 K
 230 V
 ø360 ↗57 mm
 EAN 4000870 703908
703.90

☞ Chrome matt/White ☒ Plastic
 ☞ Cromo mate/Blanco ☒ Plástico
 ☞ Cromo opaco/Bianco ☒ Plastica



Smooth A++-A
 incl. 1x7,5 W
 400-500 lm, 2700-6000K
 230/12 V, 20 VA
 ø210 mm
 EAN 4000870 704325
704.32 new
 ☞ 800.24



Smooth A++-A
 incl. 1x11 W
 700-800 lm, 2700-6000K
 230/12 V, 27,3 VA
 ø300 mm
 EAN 4000870 704332
704.33 new
 ☞ 800.24



Smooth A++-A
 incl. 1x13 W
 850-1000 lm, 2700-6000K
 230/12 V, 30 VA
 ø360 mm
 EAN 4000870 704349
704.34 new
 ☞ 800.24

☞ Chrome matt/White ☒ Plastic
 ☞ Cromo Mate /Blanco ☒ Plástico
 ☞ Cromo opaco ☒ Plastica



Space A++-A
 incl. 1x11 W
 570 lm, 3000 K
 230 V
 ⌀200 ↔200 ↗51 mm
 EAN 4000870 703878
703.87




Space A++-A
 incl. 1x16,5 W
 900 lm, 3000 K
 230 V
 ⌀300 ↔300 ↗55 mm
 EAN 4000870 703861
703.86



Space A++-A
 incl. 1x18,5 W
 1100 lm, 3000 K
 230 V
 ⌀360 ↔360 ↗57 mm
 EAN 4000870 703854
703.85

☞ Chrome matt/White ☒ Plastic
 ☞ Cromo mate/Blanco ☒ Plástico
 ☞ Cromo opaco/Bianco ☒ Plastica



Xeta-Spot A++-A
 incl. 1x22,5 W
 527 + (3x90) lm, 3000 K
 230 V
 ⌀88 ⇄320 ⌀320 mm
 EAN 4000870 702901
702.90



270 lm



527 lm



797 lm



☞ Chrome matt ☒ Metal/Glass
 ☞ Cromo mate ☒ Metal/Cristal
 ☞ Cromo opaco ☒ Metallo/Vetro



☞ Chrome matt ☒ Metal/Glass
 ☞ Cromo mate ☒ Metal/Cristal
 ☞ Cromo opaco ☒ Metallo/Vetro



Xeta A++-A
 incl. 1x15 W
 600 lm, 3000 K
 230 V
 ⌀72 ⌀205 mm
 EAN 4000870 702796
702.79



Xeta A++-A
 incl. 1x22,5 W
 780 lm, 3000 K
 230 V
 ⌀72 ⌀305 mm
 EAN 4000870 702765
702.76



☞ Chrome matt ☒ Metal/Glass
 ☞ Cromo mate ☒ Metal/Cristal
 ☞ Cromo opaco ☒ Metallo/Vetro



Xeta A++-A
 incl. 1x7,5 W
 315 lm, 3000 K
 230 V
 ⌀70 ⇄325 ⌀105 mm
 EAN 4000870 702789
702.78



Xeta A++-A
 incl. 1x15 W
 600 lm, 3000 K
 230 V
 ⌀70 ⇄325 ⌀205 mm
 EAN 4000870 702772
702.77



☞ Chrome matt ☒ Metal/Glass
 ☞ Cromo mate ☒ Metal/Cristal
 ☞ Cromo opaco ☒ Metallo/Vetro



Xeta A++-A
 incl. 1x12,5 W
 600 lm, 3000 K
 230 V
 ⌀68 ⇄200 ⌀200 mm
 EAN 4000870 701287
701.28



Xeta A++-A
 incl. 1x22,5 W
 780 lm, 3000 K
 230 V
 ⌀68 ⇄300 ⌀300 mm
 EAN 4000870 701294
701.29





Chrome
incl. cap Chrome matt




a) incl. diffusor

b)


DecoBeam A++-A
incl. 1x2,5 W
93 lm, 3000 K
230 V
∅54 ∅103 mm
EAN 4000870 702918
702.91



www.paulmann.com/decobeam/all



- Chrome/Chrome matt/Transparent
- Metal/Acyl
- Cromo/Cromo mate/Trasparente
- Metal/Acrylic
- Cromo/Cromo opaco/Trasparente
- Metallo/Acrylic




- Opal Metal/Glass
- Opal Metal/Cristal
- Opale Metallo/Vetro



Vallabon A-A
incl. 2x11 W, E27, A
2x650 lm, 2700 K
230 V
∅112 ∅320 mm
EAN 4000870 700334
700.33
∅ 880.15

Vallabon A-A
incl. 3x11 W, E27, A
3x650 lm, 2700 K
230 V
∅114 ∅400 mm
EAN 4000870 700341
700.34
∅ 880.15



- Opal Glass
- Opal Cristal
- Opale Vetro



Spano A-A
incl. 2x9 W, E14, A
2x500 lm, 2700 K
230 V
∅383 ∅108 ∅91 mm
EAN 4000870 791905
791.90
∅ 894.39



- Brushed iron/White Metal/Glass
- Acero Mate/Blanco Metal/Cristal
- Ferro spazzolato/Bianco Metallo/Vetro



Buttino A-A
incl. 1x20 W, E27, A
1200 lm, 2700 K
230 V
∅85 ∅300 ∅300 mm
EAN 4000870 700174
700.17
∅ 892.40



Clear/White Metal/Glass
Claro/Blanco Metal/Cristal
Chiaro/Bianco Metallo/Vetro

Faccetto A-A
incl. 2x9W, E27, A
2x513 lm, 2700 K
230 V
110 ⇄ 300 300 mm
EAN 4000870 700181
700.18
880.14

Faccetto A-A
incl. 2x20W, E27, A
2x1200 lm, 2700 K
230 V
120 ⇄ 400 400 mm
EAN 4000870 700198
700.19
892.40



Brushed iron/Opal Metal/Glass
Acero Mate/Opal Metal/Cristal
Ferro spazzolato/Opale Metallo/Vetro

Dopp A-A
incl. 1x9W, E27, A
513 lm, 2700 K
230 V
105 ø 230 mm
EAN 4000870 700259
700.25
880.14


Dopp A-A
incl. 2x15W, E27, A
2x950 lm, 2700 K
230 V
110 ø 320 mm
EAN 4000870 700266
700.26
892.39



Silver/White Metal/Acryl
Plateada/Blanco Metal/Acrilico
Argentato/Bianco Metallo/Acrilico

Two-Step A-A
incl. 1x22 W, 2GX13, A
1720 lm, 2700 K
230 V
100 ⇄ 300 300 mm
EAN 4000870 700204
700.20
884.48

Two-Step A-A
incl. 1x40 W, 2GX13, A
3550 lm, 2700 K
230 V
90 ⇄ 430 430 mm
EAN 4000870 700211
700.21
884.47



Silver/White Metal/Acryl
Plateada/Blanco Metal/Acrilico
Argentato/Bianco Metallo/Acrilico

Stepino A-A
incl. 1x22 W, 2GX13, A
1720 lm, 2700 K
230 V
90 ø 325 mm
EAN 4000870 700303
700.30
884.48

Stepino A-A
incl. 1x40 W, 2GX13, A
3550 lm, 2700 K
230 V
90 ø 446 mm
EAN 4000870 700327
700.32
884.47



Brushed alu/White Alu/Acryl
Aluminio mateado/Blanco
Aluminio/Acrilico
Alluminio spazzolato/Bianco
Alluminio/Acrilico


Bound A-A
incl. 1x22 W, 2GX13, A
1720 lm, 2700 K
230 V
88 mm ⇄ 280 mm 280 mm
EAN 4000870 700235
700.23
884.48

Bound A-A
incl. 1x40 W, 2GX13, A
3550 lm, 2700 K
230 V
98 ⇄ 420 420 mm
EAN 4000870 700242
700.24
884.47



Chrome/Clear Metal/Glass
Cromo/Claro Metal/Cristal
Cromo/Chiaro Metallo/Vetro


Falesco D-E
incl. 2x33 W, G9, D
2x460 lm, 2800 K
230 V
140 ⇄ 250 70 mm
EAN 4000870 792124
792.12
800.31



- ↳ Brushed iron/Opaco ☒ Metal/Glass
- ↳ Acero Mate/Opaco ☒ Metal/Cristal
- ↳ Ferro spazzolato/Opaco ☒ Metallo/Vetro




Arctus A++-E
 max. 60W, E27
 230 V
 ⌀80 ø275 mm
 EAN 4000870 703441
703.44
 ⚡ 400.28 52 W
 892.39 15 W



- ↳ Chrome/Opaque ☒ Metal/Glass
- ↳ Cromo/Opaco ☒ Metal/Cristal
- ↳ Cromo/Opaco ☒ Metallo/Vetro



Arctus A++-E
 max. 60W, E27
 230 V
 ⌀80 ø275 mm
 EAN 4000870 703458
703.45
 ⚡ 400.28 52 W
 892.39 15 W



- ↳ White/Opaque ☒ Metal/Glass
- ↳ Blanco/Opaco ☒ Metal/Cristal
- ↳ Bianco/Opaco ☒ Metallo/Vetro



Arctus A++-E
 max. 60W, E27
 230 V
 ⌀80 ø275 mm
 EAN 4000870 703434
703.43
 ⚡ 400.28 52 W
 892.39 15 W



Vega A++-E
 max. 60W, E27
 230V
 ⌀110 ø320mm
 EAN 4000870 703465
703.46
 ⚡ 400.28 52W
 892.39 15W
 880.15 11W
 882.11 11W



↳ Brushed iron/Opal ☒ Metal/Glass
 ↳ Acero Mate/Opal ☒ Metal/Cristal
 ↳ Ferro spazzolato/Opale ☒ Metallo/Vetro



Mirfak A++-E
 max. 60W, E27
 230V
 ⌀110 ø320mm
 EAN 4000870 703489
703.48
 ⚡ 400.28 52W
 892.39 15W
 880.15 11W
 882.11 11W




↳ White/Mirror/Opal ☒ Metal/Glass
 ↳ Blanco/Espero/Opal ☒ Metal/Cristal
 ↳ Bianco/Miroir/Opale ☒ Metallo/Vetro



Vega A++-E
 max. 60W, E27
 230V
 ⌀110 ø320mm
 EAN 4000870 703472
703.47
 ⚡ 400.28 52W
 892.39 15W
 880.15 11W
 882.11 11W



↳ White/Opal ☒ Metal/Glass
 ↳ Blanco/Opal ☒ Metal/Cristal
 ↳ Bianco/Opale ☒ Metallo/Vetro



Ixa A++-E
 max. 60W, E27
 230V
 ⌀110 ø310mm
 EAN 4000870 703007
703.00
 ⚡ 400.28 52W
 892.39 15W
 880.15 11W
 882.11 11W



↳ Brushed iron/Opal ☒ Metal/Glass
 ↳ Acero Mate/Opal ☒ Metal/Cristal
 ↳ Ferro spazzolato/Opale ☒ Metallo/Vetro



Biabo A++-E
 max. 60W, E27
 230V
 ⌀105 ø250mm
 EAN 4000870 702994
702.99
 ⚡ 400.28 52W
 892.39 15W
 880.15 11W
 882.11 11W



↳ Chrome/Opal ☒ Metal/Glass
 ↳ Cromo/Opal ☒ Metal/Cristal
 ↳ Cromo/Opale ☒ Metallo/Vetro



Falima A++-E
 max. 60W, E27
 230V
 ⌀105 ø260mm
 EAN 4000870 703014
703.01
 ⚡ 400.28 52W
 892.39 15W



↳ Chrome/Opal ☒ Metal/Glass
 ↳ Cromo/Opal ☒ Metal/Cristal
 ↳ Cromo/Opale ☒ Metallo/Vetro



Deneb A++-E
 max. 2x40 W, E14
 230 V
 ⌀115 ø250 mm
 EAN 4000870 703427
703.42
 ⚡ 510.44 42 W
 894.39 9 W



- White/Opal Metal/Glass
- Blanco/Opal Metal/Cristal
- Bianco/Opale Metallo/Vetro



Berengo A++-E
 max. 60 W, E27
 230 V
 ⌀95 ø250 mm
 EAN 4000870 703403
703.40
 ⚡ 400.28 52 W
 892.39 15 W



- White/Alabaster Metal/Glass
- Blanco/Alabastro Metal/Cristal
- Bianco/Alabastro Metallo/Vetro



Berengo A++-E
 max. 2x60 W, E27
 230 V
 ⌀105 ø300 mm
 EAN 4000870 703410
703.41
 ⚡ 400.28 52 W
 892.39 15 W



Carina D-E
 incl. 1x28 W, G9,
 370 lm, 2700 K
 230 V
 ⌀150 ⇄100 ↗115 mm
 EAN 4000870 703526
703.52
 ⚡ 800.62



- Brushed iron/Satin Metal/Glass
- Acero Mate/Satinada Metal/Cristal
- Ferro spazzolato/Satinato Metallo/Vetro



Eleon D-E
 incl. 1x33 W, G9,
 460 lm, 2800 K
 230 V
 ⌀200 ⇄100 ↗135 mm
 EAN 4000870 703533
703.53
 ⚡ 800.31



- Brushed iron/Satin Metal/Glass
- Acero Mate/Satinada Metal/Cristal
- Ferro spazzolato/Satinato Metallo/Vetro



Antares D-E
 incl. 1x33 W, G9,
 460 lm, 2800 K
 230 V
 ⌀165 ⇄90 ↗110 mm
 EAN 4000870 703595
703.59
 ⚡ 800.31



- Chrome/Opal Metal/Glass
- Cromo/Opal Metal/Cristal
- Cromo/Opale Metallo/Vetro



Gemini Set A++-E
 max. 2x40 W, E14
 230 V
 ⌀195 ⇄85 ⇄105 mm
 EAN 4000870 703540
703.54
 ⚡ 510.43 28W
 ⚡ 894.39 9W

☞ Chrome/Satin ☒ Metal/Glass
 ☞ Cromo/Satinada ☒ Metal/Cristal
 ☞ Cromo/Satinato ☒ Metallo/Vetro



Gemini A++-E
 max. 2x40 W, E14
 230 V
 ⌀85 ⇄310 ⇄105 mm
 EAN 4000870 703519
703.51
 ⚡ 510.43 28W
 ⚡ 894.39 9W

☞ Chrome/Satin ☒ Metal/Glass
 ☞ Cromo/Satinada ☒ Metal/Cristal
 ☞ Cromo/Satinato ☒ Metallo/Vetro



Lenia A++-E
 max. 2x40 W, E14
 230 V
 ⌀80 ⇄330 ⇄105 mm
 EAN 4000870 703502
703.50
 ⚡ 510.43 28W
 ⚡ 894.39 9W

☞ Chrome/Opaque ☒ Metal/Glass
 ☞ Cromo/Opaco ☒ Metal/Cristal
 ☞ Cromo/Opaco ☒ Metallo/Vetro



Saphir A++-E
 max. 2x40 W, E14
 230 V
 ⌀80 ⇄445 ⇄120 mm
 EAN 4000870 703588
703.58
 ⚡ 510.43 28W
 ⚡ 860.07 9W

☞ Chrome/Opal ☒ Metal/Glass
 ☞ Cromo/Opal ☒ Metal/Cristal
 ☞ Cromo/Opale ☒ Metallo/Vetro

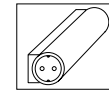


Mizar A-A
 Energy Saver
 incl. 1x8 W, G5 / T5, A+
 480 lm, 3000 K
 230 V
 ⌀45 ⇄370 ⇄80 mm
 EAN 4000870 703601
703.60
 ⚡ 885.08

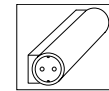

☞ Chrome/White ☒ Metal/Acryl
 ☞ Cromo/Blanco ☒ Metal/Acrylic
 ☞ Cromo/Bianco ☒ Metallo/Acrylic



Mizar A-A
 Energy Saver
 incl. 1x14 W, G5 / T5, A+
 1204 lm, 3000 K
 230 V
 ⌀45 ⇄630 ⇄80 mm
 EAN 4000870 703618
703.61
 ⚡ 884.49



Orgon A-A
 Energy Saver
 incl. 1x8 W, G5 / T5, A+
 480 lm, 3000 K
 230 V
 ⌀60 ⇄440 ⇄80 mm
 EAN 4000870 703625
703.62
 ⚡ 885.08



Orgon A-A
 Energy Saver
 incl. 1x14 W, G5 / T5, A+
 1204 lm, 3000 K
 230 V
 ⌀60 ⇄700 ⇄80 mm
 EAN 4000870 703632
703.63
 ⚡ 884.49

☞ Chrome/White ☒ Metal/Acryl
 ☞ Cromo/Blanco ☒ Metal/Acrylic
 ☞ Cromo/Bianco ☒ Metallo/Acrylic



Chrome/White Metal/Acyl
Cromo/Blanco Metal/Acrylic
Cromo/Bianco Metallo/Acrilico

Quasar A-A
incl. 1x8W, G5 / T5, A
480 lm, 3000 K
230 V
45 ⇄ 440 60 mm
EAN 4000870 703649
703.64
885.08



Quasar A+-A
incl. 1x14 W, G5 / T5, A+
1204 lm, 3000 K
230 V
45 ⇄ 700 60 mm
EAN 4000870 703656
703.65
884.49



Chrome/White Metal/Acyl
Cromo/Blanco Metal/Acrylic
Cromo/Bianco Metallo/Acrilico

Taru A+-A
incl. 1x14 W, G5 / T5, A+
1204 lm, 3000 K
230 V
65 ⇄ 575 100 mm
EAN 4000870 703663
703.66
884.49



Chrome/Transparent Metal/Glass
Cromo/Trasparente Metal/Cristal
Cromo/Trasparente Metallo/Vetro



Trabani D-E
incl. 1x20W, G9, D
240 lm, 2700 K
230 V
120 ⇄ 100 125 mm
EAN 4000870 703557
703.55
800.30



Trabani D-E
incl. 2x20W, G9, D
2x240 lm, 2700 K
230 V
80 ⇄ 280 125 mm
EAN 4000870 703564
703.56
800.30



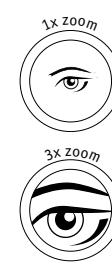
Trabani D-E
incl. 3x20W, G9, D
3x240 lm, 2700 K
230 V
125 ø240 mm
EAN 4000870 703571
703.57
800.30



Bela A+-E
max. 1x40W, E14
230 V
235 ⇄ 470 350 mm
EAN 4000870 703496
703.49
510.43 28W
860.07 9W



Chrome/Mirror Metal/Glass
Cromo/Espero Metal/Cristal
Cromo/Miroir Metallo/Vetro






Living, Table & Desk

- 33 Living
- 39 Table
- 42 Desk

34 NanoLED



33 Helena

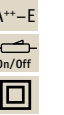


- 🌀 Nickel satinised/White
- 🏠 Metal/Cloth
- 🌀 Níquel satinado/Blanco
- 🏠 Metal/Pañó
- 🌀 Nichel satinatoq/Bianco
- 🏠 Metallo/Panno



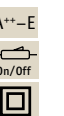
Helena
 max. 1×40W, E14
 230 V
 ⚙️400 ø270 mm
 EAN 4000870 793800
793.80

💡 894.35



Helena
 max. 1×60W, E27
 230 V
 ⚙️1400 ø260 mm
 EAN 4000870 793817
793.81

💡 880.14



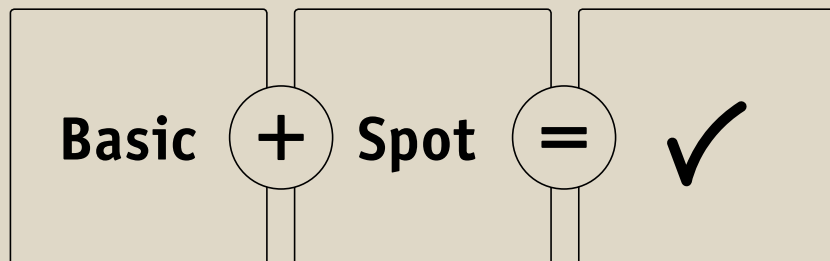


702.19 + 702.20

Combine your own personal lighting system

Combine usted mismo su sistema de luz personal

Scegliete voi stessi le combinazioni per il vostro sistema d'illuminazione personalizzato



NanoLED – Dimming LED luminaires with high performance spots

With a material mixture of chrome and brush-finished aluminium NanoLED directs its lovers to cool aesthetics and technical finesse. NanoLED also offers an attractive contrast in classic interiors. The floor lamps and pendant lights contain modern energy-saving LED technology and can be dimmed. The spots in different designs can be combined with the basic luminaires according to taste and give direct or indirect light depending on the setting.

NanoLED – Lámparas de LEDs regulables con focos potentes

Utilizando un material mezcla de cromo y aluminio cepillado, el NanoLED encuentra gran aceptación entre amantes de la luz fría y de los refinamientos técnicos. NanoLED ofrece también atractivos contrastes en interiores clásicos. Dotadas de la tecnología LED del momento, las lámparas de pie y colgantes de intensidad regulable contribuyen a su vez al ahorro energético. Los focos, en diferentes diseños, son fácilmente combinables según sus preferencias con las lámparas base, pudiendo además ajustarse para proporcionar luz directa o indirecta.

NanoLED – Luci a LED dimmerabili con spot potenti

Con la sua combinazione di cromo e alluminio spazzolato, NanoLED è adatto per chi ama effetti delicati e raffinatezza tecnica. NanoLED crea anche contrasti attraenti negli interni classici. Le piantane e le sospensioni sono dotate di tecnologia attuale a LED a risparmio energetico e sono dimmerabili. I vari design degli spot possono essere combinati con le luci base a seconda del proprio gusto e, a seconda dell'impostazione, offrono luce diretta o indiretta.



702.18 + 702.23



702.17 + 702.23



702.17 + 702.20



702.19 + 702.22



Spot Pad

incl. 1x5 W
255 lm, 3000 K
∅8 ⇄105 ⇄135 mm
EAN 4000870 702208
702.20

LED

- Brushed alu Alu/Acryl
- Aluminio mateado Aluminio/Acrilico
- Alluminio spazzolato Alluminio/Acrilico

Spot Linear

incl. 1x5 W
192 lm, 3000 K
∅16 ⇄110 ⇄65 mm
EAN 4000870 702222
702.22

LED


- Brushed alu Alu
- Aluminio mateado Aluminio
- Alluminio spazzolato Alluminio

Spot Pur

incl. 1x5 W
295 lm, 3000 K
∅31 ∅120 ⇄155 mm
EAN 4000870 702239
702.23

LED

- Brushed alu Alu/Acryl
- Aluminio mateado Aluminio/Acrilico
- Alluminio spazzolato Alluminio/Acrilico



- Brushed alu/Chrome Alu
- Aluminio mateado/Cromo Aluminio
- Alluminio spazzolato/Cromo Alluminio



- Brushed alu/Chrome Alu
- Aluminio mateado/Cromo Aluminio
- Alluminio spazzolato/Cromo Alluminio



95 – 220cm
Adjustable pendant length
Longitud de suspensión acortable
Lunghezza sospensione accorciabile

1 NanoLED Basic A++-E
max. 4x5 W LED
230 V
∅30 mm ∅95 – 220 cm
⇄440 mm ⇄52 mm
EAN 4000870 702192 C
702.19



2 NanoLED Basic A++-E
max. 2x5 W LED
230 V
∅590 ⇄160 ⇄380 mm
EAN 4000870 702178
702.17

3 NanoLED Basic A++-E
max. 2x5 W LED
230 V incl.
∅1425 ⇄220 ⇄530 mm
EAN 4000870 702185
702.18



- 🌀 Nickel satinised/Opal/Brown
- 🏠 Metal/Glass
- 🌀 Níquel satinado/Opal/Marrón
- 🏠 Metal/Cristal
- 🌀 Nichel satinatoq/Opale/Marrone
- 🏠 Metallo/Vetro



Giba A++-E
 max. 1×60 W, E27
 230 V
 ⚡468 mm ⚡112 cm ⚡300 mm
 EAN 4000870 660515
660.51
 ⚡ 880.14



Giba A++-E
 max. 1×25 W, E14
 230 V
 ⚡140 ⚡150 mm
 EAN 4000870 660522
660.52
 ⚡ 894.35



Sibari A++-E
 max. 1×60 W, E14
 230 V
 ⚡350 ⚡120 mm
 EAN 4000870 660492
660.49
 ⚡ 892.42



Vilma A++-E
 max. 1×40 W, E14
 230 V
 ⚡200 ⚡100 ⚡100 mm
 EAN 4000870 770313
770.31
 ⚡ 314.66 28W
 894.35 7W
 🌀 Opal 🏠 Glass
 🌀 Opal 🏠 Cristal
 🌀 Opale 🏠 Vetro



Jenni A++-E
 max. 1×40 W, E14
 230 V
 ⚡220 ⚡100 ⚡100 mm
 EAN 4000870 770375
770.37
 ⚡ 314.66
 🌀 Nickel satinised/Opal
 🏠 Metal/Glass
 🌀 Níquel satinado/Opal
 🏠 Metal/Cristal
 🌀 Nichel satinatoq/Opale
 🏠 Metallo/Vetro



Pinja A++-E
 max. 1×40 W, E14
 230 V
 ⚡240 ⚡110 mm
 EAN 4000870 770290
770.29
 ⚡ 314.66
 🌀 Chrome/Opal 🏠 Metal/Glass
 🌀 Cromo/Opal 🏠 Metal/Cristal
 🌀 Cromo/Opale 🏠 Metallo/Vetro



Noora A++-E
 max. 1×42 W, E14
 230 V
 ⚡210 ⚡80 mm
 EAN 4000870 770108
770.10
 ⚡ 894.39
 🌀 Opal 🏠 Glass
 🌀 Opal 🏠 Cristal
 🌀 Opale 🏠 Vetro



Kiia A++-E
 max. 1×40 W, E14
 230 V
 ∅195 ∅200 mm
 EAN 4000870 770320
770.32
 ∅ 314.66 28W
 894.35 7W
 Opal Glass
 Opal Cristal
 Opale Vetro



Milla A++-E
 max. 1×60 W, E14
 230 V
 ∅400 ∅130 mm
 EAN 4000870 770153
770.15
 ∅ 314.67
 Brushed nickel/Satin
 Metal/Glass
 Niquel satinado/Satinada
 Metal/Cristal
 Color nichel spazzolato/Satinato
 Metallo/Vetro



Ella A++-E
 max. 1×40 W, E14
 230 V
 ∅360 ∅200 mm
 EAN 4000870 770184
770.18
 ∅ 314.66 28W
 894.35 7W
 Brushed nickel/Opal
 Metal/Glass
 Niquel satinado/Opal
 Metal/Cristal
 Color nichel spazzolato/Opale
 Metallo/Vetro



Ella A++-E
 max. 1×40 W, E14
 230 V
 ∅360 ∅200 mm
 EAN 4000870 770191
770.19
 ∅ 314.66 28W
 894.35 7W
 Matt brass/Alabaster
 Metal/Glass
 Latón mate/Alabastro
 Metal/Cristal
 Ottone opaco/Alabastro
 Metallo/Vetro



Elli A++-E
 max. 1×60 W, E14
 230 V
 ∅410 ∅250 mm
 EAN 4000870 770160
770.16
 ∅ 314.67
 Brushed nickel/Alabaster
 Metal/Glass
 Niquel satinado/Alabastro
 Metal/Cristal
 Color nichel spazzolato/Alabastro
 Metallo/Vetro



Saro A++-E
 max. 1×40 W, E14
 230 V
 ∅375 ∅200 mm
 EAN 4000870 701799
701.79
 ∅ 314.66
 Brushed iron/White
 Metal/Cloth
 Acero Mate/Blanco
 Metal/Pañó
 Ferro spazzolato/Bianco
 Metallo/Panno



Asta A++-E
 max. 1×40 W, E14
 230 V
 ∅270 ∅152 ∅152 mm
 EAN 4000870 793909
793.90
 ∅ 314.66 28W
 894.35 7W
 Wood/White Wood/Cloth
 Madera/Blanco
 Madera/Pañó
 Legno/Bianco
 Legno/Panno



Move LED A++-A
 incl. 1×5 W
 188 lm, 2900 K
 230 V
 ∅565 ∅535 ∅200 mm
 EAN 4000870 702482
702.48
 LED
 On/Off
 Black/Chrome matt
 Soft varnish/Plastic/Metal
 Negro/Cromo mate
 Pintura soft touch/Plástico/Metal
 Nero/Cromo opaco
 Vernice soft touch/Plastica/Metallo



Plaza A++-A
 incl. 1x3 W
 240 lm, 6000-7000 K
 $\angle 120^\circ$
 230 V
 $\updownarrow 750 \text{ } \varnothing 250 \text{ mm}$
 EAN 4000870 749944
749.94

Chrome Metal
 Acero Mate Metal
 Cromo Metallo



Bay LED A++-A
 incl. 1x5,5 W
 227 lm, 3000 K
 230 V
 $\updownarrow 405 \text{ } \varnothing 230 \text{ } \nearrow 95 \text{ mm}$
 EAN 4000870 702437
702.43

Brushed iron Metal
 Acero Mate Metal
 Ferro spazzolato Metallo



Plaza A++-A
 incl. 1x3 W
 240 lm, 6000-7000 K
 $\angle 120^\circ$
 230 V
 $\updownarrow 750 \text{ } \varnothing 250 \text{ mm}$
 EAN 4000870 749951
749.95

Brushed iron Metal
 Acero Mate Metal
 Ferro spazzolato Metallo



Tower LED A++-A
 incl. 1x6 W
 6500-7000 K
 230/12 V
 $\updownarrow 400 \text{ } \varnothing 100 \text{ mm}$
 EAN 4000870 770542
770.54

Chrome Metal
 Cromo Metal
 Cromo Metallo



Slice LED A++-A
 incl. 1x4,3 W
 179 lm, 3000 K
 230 V
 $\updownarrow 480 \text{ } \varnothing 180 \text{ } \nearrow 120 \text{ mm}$
 EAN 4000870 702444
702.44

Satin/Brushed alu Acryl/Metal
 Satinada/Aluminio mateado
 Acrilico/Metal
 Satinato/Alluminio spazzolato
 Acrilico/Metallo



Walk LED A++-A
 incl. 1x4 W
 5500 K
 230/12 V
 $\updownarrow 450 \text{ } \varnothing 150 \text{ mm}$
 EAN 4000870 795309
795.30

Alu/Chrome
 Metal/Plastic
 Aluminio/Cromo
 Metal/Plástico
 Alluminio/Cromo
 Metallo/Plastica




Zed LED A++-A
 incl. 1x6,7 W
 359 lm, 3000 K
 230 V
 $\updownarrow 475 \text{ } \varnothing 160 \text{ mm}$
 EAN 4000870 702451
702.45

Brushed iron Metal
 Acero Mate Metal
 Ferro spazzolato Metallo




Enjoy LED A++-A
 incl. 1x3,3 W
 6500-7000 K
 230/12 V
 $\updownarrow 365 \text{ } \varnothing 350 \text{ } \nearrow 45 \text{ mm}$
 EAN 4000870 793923
793.92

Alu/Transparent
 Metal/Plastic
 Aluminio/Trasparente
 Metal/Plástico
 Alluminio/Trasparente
 Metallo/Plastica



Work LED A++-A
 incl. 1x2,4 W
 6500-7000 K
 230/12 V
 ⚡585 ⇄110 ⚡65 mm
 EAN 4000870 793916
793.91

☞ Chrome ☞ Metal
 ☞ Cromo ☞ Metal
 ☞ Cromo ☞ Metallo



Ida B-D
 incl. 1x20 W, G4, ☐
 254 lm, 2900 K
 230/12 V
 ⚡420 ⇄100 ⚡100 mm
 EAN 4000870 770207
770.20
 ☞ 831.17

☞ Silver ☞ Metal/Plastic
 ☞ Plateada ☞ Metal/Plástico
 ☞ Argentato ☞ Metallo/Plastica




Ida B-D
 incl. 1x20 W, G4, ☐
 254 lm, 2900 K
 230/12 V
 ⚡420 ⇄100 ⚡100 mm
 EAN 4000870 770214
770.21
 ☞ 831.17

☞ Carbon ☞ Metal/Plastic
 ☞ Carbón ☞ Metal/Plástico
 ☞ Carbon ☞ Metallo/Plastica




Sara A++-E
 max. 1x60 W, E14
 230 V
 ⚡980 ⚡180 mm
 EAN 4000870 770252
770.25
 ☞ 200.11

☞ Silver ☞ Metal
 ☞ Plateada ☞ Metal
 ☞ Argentato ☞ Metallo



Galeria

- 46 Mirror
- 49 Galeria
- 54 Assistent

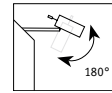
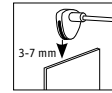



57 Assistent Tube Duo



56 Assistent Flexus IV





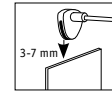
Mirror Zylindro

A++-A

incl. 1x3 W
120 lm, 2700 K
∠ 60°
230 V, 3 VA
∅100 ∅30 ↔35 ↗100 mm
EAN 4000870 990698
990.69



- ☞ Chrome ☒ Metal
- ☞ Cromo ☒ Metal
- ☞ Cromo ☒ Metallo



Mirror Simplo

D-E

incl. 1x50 W, GU10,
296 lm, 2900 K
∠ 38°, 700 cd
230 V
∅60 ∅51 ↔30 ↗100 mm
EAN 4000870 990827
990.82
☞ 836.42



- ☞ Brushed iron ☒ Metal
- ☞ Acero Mate ☒ Metal
- ☞ Ferro spazzolato ☒ Metallo



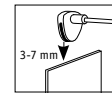
Mirror Zylindro

A++-A

incl. 1x3 W
120 lm, 2700 K
∠ 60°
230 V, 3 VA
∅260 ∅80 ↗235 mm
EAN 4000870 990681
990.68



- ☞ Chrome ☒ Metal
- ☞ Cromo ☒ Metal
- ☞ Cromo ☒ Metallo



Mirror Curvus

D-E

incl. 1x42 W, G9,
625 lm, 2800 K
230 V
∅230 ∅60 ↔30 ↗120 mm
EAN 4000870 990810
990.81
☞ 800.32



- ☞ Brushed iron/Opal ☒ Metal/Glass
- ☞ Acero Mate/Opal ☒ Metal/Cristal
- ☞ Ferro spazzolato/Opale ☒ Metallo/Vetro



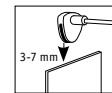
Mirror Herba I

A++-A

incl. 1x1 W
22 lm, 6000-8000 K
∠ 45°
230 V
∅85 ∅85 ↗160 mm
EAN 4000870 997765
997.76



- ☞ Titanium ☒ Metal
- ☞ Titan ☒ Metal
- ☞ Titanio ☒ Metallo



Mirror Vitrino

D-E


incl. 1x42 W, G9,
625 lm, 2800 K
230 V
∅125 ∅35 ↔15 ↗100 mm
EAN 4000870 990834
990.83
☞ 800.32



- ☞ Brushed iron/Opal ☒ Metal/Glass
- ☞ Acero Mate/Opal ☒ Metal/Cristal
- ☞ Ferro spazzolato/Opale ☒ Metallo/Vetro







**Mirror Calami**

D-E

incl. 2×42 W, G9, 
 2×625 lm, 2800 K
 230 V
 ⌀60 ⇄275 ⌀190 mm
 EAN 4000870 996812

996.81

⊙ 800.32







 Brushed iron  Metal
 Acero Mate  Metal
 Ferro spazzolato  Metallo

**Galeria Remus**

A++-A

incl. 1×3,5 W
 240 lm, 3000 K
 230 V
 ⌀175 ⇄395 ⌀150 mm
 EAN 4000870 990759

990.75

 Brushed iron  Metal
 Acero Mate  Metal
 Ferro spazzolato  Metallo







**Mirror Regula**

A++-E

max. 3×40 W, E14
 230 V
 ⌀75 ⇄420 ⌀50 mm
 EAN 4000870 996799

996.79

⊙ 300.40







 Chrome  Metal
 Cromo  Metal
 Cromo  Metallo

**Galeria Remus**

A++-A

incl. 1×10 W
 480 lm, 3000 K
 230 V
 ⌀150 ⇄655 ⌀175 mm
 EAN 4000870 990766

990.76

 Brushed iron  Metal
 Acero Mate  Metal
 Ferro spazzolato  Metallo







**Mirror Regula**

A++-E

max. 5×40 W, E14
 230 V
 ⌀75 ⇄650 ⌀50 mm
 EAN 4000870 996805

996.80

⊙ 300.40







 Chrome  Metal
 Cromo  Metal
 Cromo  Metallo

**Galeria Wolbas**

A++-A

incl. 1×10 W
 420 lm, 3000 K
 230 V
 ⌀45 ⇄635 ⌀135 mm
 EAN 4000870 990773

990.77







 Chrome  Metal
 Cromo  Metal
 Cromo  Metallo

**Galeria Osaris**

A++-A

incl. 1×6 W
 360 lm, 3000 K
 230 V
 ⌀50 ⇄655 ⌀165 mm
 EAN 4000870 990780


990.78

 Chrome  Metal
 Cromo  Metal
 Cromo  Metallo






**Galeria Patella**

A-A

incl. 1x8W, G5, 
 480 lm, 3000 K
 230 V
 ⚡50 ⇄390 ↗220 mm
 EAN 4000870 996829


996.82

📏 885.08

🌀 Brushed iron  Metal
 🌀 Acero Mate  Metal
 🌀 Ferro spazzolato  Metallo




**Galeria Patella**

A-A

incl. 1x8W, G5, 
 480 lm, 3000 K
 230 V
 ⚡50 ⇄390 ↗220 mm
 EAN 4000870 996836



996.83

📏 885.08

🌀 Old brass  Metal
 🌀 Latón envejecido  Metal
 🌀 Colore ottone brunito
 Metallo




**Galeria Color**

B-D

incl. 2x20W, G4, 
 2x254 lm, 2900 K
 230/12 V, 60 VA 
 ⚡280 ⌀40 ↗200 mm
 EAN 4000870 992258



992.25

📏 831.17

🌀 Chrome/Opal  Metal/Glass
 🌀 Cromo/Opal  Metal/Cristal
 🌀 Cromo/Opale  Metallo/Vetro




**Galeria Flexo**

B-D

incl. 2x20W, G4, 
 2x254 lm, 2900 K
 230/12 V, 60 VA 
 ⚡425 ⇄35 ↗200 mm
 EAN 4000870 996492



996.49

📏 831.17

🌀 Brushed iron  Metal
 🌀 Acero Mate  Metal
 🌀 Ferro spazzolato  Metallo




**Galeria Flexo II**

B-D

incl. 2x20W, G4, 
 2x254 lm, 2900 K
 230/12 V, 60 VA 
 ⚡425 ⌀40 ↗200 mm
 EAN 4000870 996751



996.75

📏 831.17

🌀 Brushed iron/Opal
 Metal/Glass
 🌀 Acero Mate/Opal
 Metal/Cristal
 🌀 Ferro spazzolato/Opale
 Metallo/Vetro




**Galeria Flexo II**

B-D

incl. 2x20W, G4, 
 2x254 lm, 2900 K
 230/12 V, 60 VA 
 ⚡425 ⌀40 ↗200 mm
 EAN 4000870 996775

996.77

📏 831.17

🌀 Chrome/Opal  Metal/Glass
 🌀 Cromo/Opal  Metal/Cristal
 🌀 Cromo/Opale  Metallo/Vetro





Galeria I C-D
 incl. 1x35 W, GU5,3, C
 427 lm, 2900 K
 \angle 38°, 1100 cd
 230/12 V, 70 VA
 \updownarrow300 \varnothing51 \leftrightarrow25 \nearrow180 mm
 EAN 4000870 992616
992.61
 \varnothing 832.64
 Chrome Metal
 Cromo Metal
 Cromo Metallo



Galeria II C-D
 incl. 2x35 W, GU5,3, C
 2x427 lm, 2900 K
 \angle 38°, 1100 cd
 230/12 V, 70 VA
 \updownarrow300 \varnothing51 \leftrightarrow25 \nearrow180 mm
 EAN 4000870 992623
992.62
 \varnothing 832.64
 Chrome Metal
 Cromo Metal
 Cromo Metallo



Galeria Ramus D-E
 incl. 2x42 W, G9, D
 2x625 lm, 2800 K
 230 V
 \updownarrow160 \leftrightarrow310 \nearrow150 mm
 EAN 4000870 996843
996.84
 \varnothing 800.32
 Brushed iron Metal
 Acero Mate Metal
 Ferro spazzolato Metallo




Galeria Ramus D-E
 incl. 2x42 W, G9, D
 2x625 lm, 2800 K
 230 V
 \updownarrow160 \leftrightarrow310 \nearrow150 mm
 EAN 4000870 996850
996.85
 \varnothing 800.32
 Old brass Metal
 Latón envejecido Metal
 Colore ottone brunito Metallo



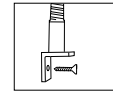
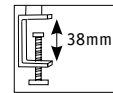
Galeria Canno A+-E
 max. 2x25 W, E14
 230 V
 \updownarrow140 \leftrightarrow350 \nearrow180 mm
 EAN 4000870 996898
996.89
 \varnothing 510.42
 Brushed iron Metal
 Acero Mate Metal
 Ferro spazzolato Metallo



Galeria Canno A+-E
 max. 2x25 W, E14
 230 V
 \updownarrow140 \leftrightarrow350 \nearrow180 mm
 EAN 4000870 996904
996.90
 \varnothing 510.42
 Old brass Metal
 Latón envejecido Metal
 Colore ottone brunito Metallo



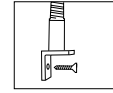
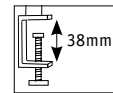
Galeria Osiris II D-E
 incl. 2x60 W, R7s, D
 2x971 lm, 2900 K
 230 V
 \updownarrow40 \leftrightarrow500 \nearrow155 mm
 EAN 4000870 992883
992.88
 \varnothing 800.60
 Chrome Metal
 Cromo Metal
 Cromo Metallo

**Assistent Oculus**

A++-A

incl. 1×3 W
6500 K
230/12 V
⌀300 ⌀40 ⌀100 mm
EAN 4000870 996928
996.92

⌘ Titanium ⌘ Metal
⌘ Titan ⌘ Metal
⌘ Titanio ⌘ Metallo

**Assistent Matrix**


A++-A

incl. 1×3 W
4000 K
230/12 V
⌀300 ⌀40 ⌀100 mm
EAN 4000870 996874
996.87

⌘ Titanium ⌘ Metal/Plastic
⌘ Titan ⌘ Metal/Plástico
⌘ Titanio ⌘ Metallo/Plastica

**Assistent Gesa ESL**


A-B

incl. 1×9 W, E14, 
405 lm, 2700 K
230 V
⌀170 ⌀115 ⌀300 mm
EAN 4000870 996959
996.95
⌘ 894.09

⌘ Brushed iron ⌘ Metal/Plastic
⌘ Acero Mate ⌘ Metal/Plástico
⌘ Ferro spazzolato
⌘ Metallo/Plastica

**Assistent Finja**


D-E

incl. 1×35 W, GU10, 
173 lm, 2900 K
⌘ 30°, 700 cd
230 V
⌀330 ⌀51 ⌀115 mm
EAN 4000870 998212
998.21
⌘ 836.34

⌘ Titanium ⌘ Metal/Plastic
⌘ Titan ⌘ Metal/Plástico
⌘ Titanio ⌘ Metallo/Plastica

**Assistent Gesa**

D-E

incl. 1×35 W, GU10, 
173 lm, 2900 K
⌘ 30°, 700 cd
230 V
⌀285 ⌀51 ⌀115 mm
EAN 4000870 998236
998.23
⌘ 836.34

⌘ Titanium ⌘ Metal/Plastic
⌘ Titan ⌘ Metal/Plástico
⌘ Titanio ⌘ Metallo/Plastica

**Assistent Gryps**

A++-E

max. 1×40 W, E14
230 V
⌀150 ⌀60 ⌀115 mm
EAN 4000870 998250
998.25
⌘ 200.01

⌘ Brushed iron ⌘ Metal/Plastic
⌘ Acero Mate ⌘ Metal/Plástico
⌘ Ferro spazzolato
⌘ Metallo/Plastica

**Assistent Candero**

A++-E

max. 1×40 W, E27
230 V
⌀310 ⌀110 ⌀160 mm
EAN 4000870 998243
998.24
⌘ 240.40

⌘ Titanium ⌘ Metal
⌘ Titan ⌘ Metal
⌘ Titanio ⌘ Metallo

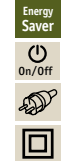




Assistent Flexus

A-B

incl. 1x9W, E14, **B**
 405 lm, 2700 K
 230 V
 170 320 mm
 EAN 4000870 996942
996.94
 894.09



Brushed iron Metal
 Acero Mate Metal
 Ferro spazzolato Metallo



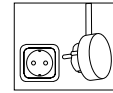
Assistent Flexus II

A+-E

max. 1x40W, E14
 230 V
 170 60 60 mm
 EAN 4000870 998304
998.30
 281.60



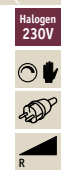
Brushed iron/Opal
 Metal/Glass
 Acero Mate/Opal
 Metal/Cristal
 Ferro spazzolato/Opale
 Metallo/Vetro



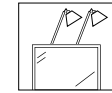
Assistent Flexus III

D-E

incl. 1x20W, G9, **D**
 240 lm, 2700 K
 220-240 V
 330 80 140 mm
 EAN 4000870 996997
996.99
 800.30



Brushed iron Metal
 Acero Mate Metal
 Ferro spazzolato Metallo



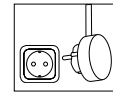
Assistent Butler

B-D

incl. 2x35W, GU4, **C**
 2x360 lm, 2900 K
 30°, 1500 cd
 230/12V, 70 VA
 35 25 170-600 mm
 EAN 4000870 996713
996.71
 838.35



Black Metal
 Negro Metal
 Nero Metallo



Assistent Flexus IV

D-E

incl. 1x20W, G9, **D**
 240 lm, 2700 K
 220-240 V
 330 80 140 mm
 EAN 4000870 996973
996.97
 800.30



Brushed iron Metal
 Acero Mate Metal
 Ferro spazzolato Metallo



Assistent Tube Duo

B-D

incl. 2x (2x20W), G4, **C**
 2x 2x254 lm, 2900 K
 230/12V, 80 VA
 165 185 70 mm
 EAN 4000870 996195
996.19
 831.17



Chrome/Satin Metal/Glass
 Cromo/Satinada
 Metal/Cristal
 Cromo/Satinato
 Metallo/Vetro



Assistent Flexus I

A+-E

max. 1x40W, E14
 230 V
 170 60 60 mm
 EAN 4000870 998298
998.29
 281.60



Brushed iron Metal
 Acero Mate Metal
 Ferro spazzolato Metallo



Assistent I C-D
 incl. 1x35 W, GU5,3, C
 427 lm, 2900 K
 \sphericalangle 38°, 1100 cd
 12 V
 \updownarrow 170 \varnothing 51 \leftrightarrow 25 \nearrow 460 mm
 EAN 4000870 992739
992.73
 832.64
 Chrome Metal
 Cromo Metal
 Cromo Metallo




Assistent II C-D
 incl. 2x35 W, GU5,3, C
 2x427 lm, 2900 K
 \sphericalangle 38°, 1100 cd
 230/12 V, 70 VA
 \updownarrow 170 \varnothing 51 \leftrightarrow 25 \nearrow 460 mm
 EAN 4000870 992661
992.66
 832.64
 Chrome Metal
 Cromo Metal
 Cromo Metallo

Spotlights

- 60 LED
- 75 DecoSystems
- 80 Energy Saver
- 81 Halogen 230 V



64 Orb



67 Tremolo



62 Phase




Black/Chrome Metal
Negro/Cromo Metal
Nero/Cromo Metallo



Channel A++-A
incl. 1×10W
433 lm, 3000 K
31°, 1000 cd
230 V
125 ⇄ 214 65 mm
EAN 4000870 601587
601.58

Channel A++-A
incl. 2×10W
2×433 lm, 3000 K
31°, 1000 cd
230 V
125 ⇄ 343 65 mm
EAN 4000870 601594
601.59



Chrome matt Metal
Cromo mate Metal
Cromo opaco Metallo



Linear A++-A
incl. 2×6W
2×380 lm, 3000 K
30°, 2×435 cd
230 V
130 ⇄ 210 65 mm
EAN 4000870 661918
661.91



White/Chrome Metal
Blanco/Cromo Metal
Bianco/Cromo Metallo



Channel A++-A
incl. 1×10W
433 lm, 3000 K
31°, 1000 cd
230 V
125 ⇄ 214 65 mm
EAN 4000870 601563
601.56

Channel A++-A
incl. 2×10W
2×433 lm, 3000 K
31°, 1000 cd
230 V
125 ⇄ 343 65 mm
EAN 4000870 601570
601.57



Chrome matt Metal
Cromo mate Metal
Cromo opaco Metallo



Power LED A++-A
incl. 1×10W
283 lm, 2900 K
30°
230 V
186 ⇄ 65 150 mm
EAN 4000870 601631
601.63

Power LED A++-A
incl. 2×10W
2×283 lm, 2900 K
30°
230 V
150 ⇄ 264 65 mm
EAN 4000870 601648
601.64



Power LED A++-A
incl. 3×10W
3×283 lm, 2900 K
30°
230 V
150 ⇄ 465 65 mm
EAN 4000870 601655
601.65



Brushed nickel/Chrome Metal
Niquel satinado/Cromo Metal
Color nichel spazzolato/Cromo Metallo



Channel A++-A
incl. 1×10W
433 lm, 3000 K
31°, 1000 cd
230 V
125 ⇄ 214 65 mm
EAN 4000870 601549
601.54

Channel A++-A
incl. 2×10W
2×433 lm, 3000 K
31°, 1000 cd
230 V
125 ⇄ 343 65 mm
EAN 4000870 601556
601.55



Black/Chrome Metal
Negro/Cromo Metal
Nero/Cromo Metallo



Phase A++-A
incl. 1x5 W
350 lm, 2700 K
30°, 914 cd
230 V
60 ⇄ 170 207 mm
EAN 4000870 602560
602.56



Phase A++-A
incl. 2x5 W
2x350 lm, 2700 K
30°, 2x914 cd
230 V
60 ⇄ 387 170 mm
EAN 4000870 602577
602.57



Phase A++-A
incl. 4x5 W
4x350 lm, 2700 K
30°, 4x914 cd
230 V
60 ⇄ 677 170 mm
EAN 4000870 602584
602.58



Phase A++-A
incl. 6x5 W
6x350 lm, 2700 K
30°, 6x914 cd
230 V
60 ⇄ 1800 170 mm
EAN 4000870 602591
602.59



White/Chrome Metal
Blanco/Cromo Metal
Bianco/Cromo Metallo



Phase A++-A
incl. 1x5 W
350 lm, 2700 K
30°, 914 cd
230 V
60 ⇄ 170 207 mm
EAN 4000870 602607
602.60



Phase A++-A
incl. 2x5 W
2x350 lm, 2700 K
30°, 2x914 cd
230 V
60 ⇄ 387 170 mm
EAN 4000870 602614
602.61



Phase A++-A
incl. 4x5 W
4x350 lm, 2700 K
30°, 4x914 cd
230 V
60 ⇄ 677 170 mm
EAN 4000870 602621
602.62



Phase A++-A
incl. 6x5 W
6x350 lm, 2700 K
30°, 6x914 cd
230 V
60 ⇄ 1800 170 mm
EAN 4000870 602638
602.63



Chrome Metal
Cromo Metal
Cromo Metallo



Sphere A++-A
incl. 2x5 W
2x200 lm, 2900 K
30°
230 V
182 ⇄ 114 125 mm
EAN 4000870 600382
600.38



Sphere A++-A
incl. 2x(2x5 W)
4x200 lm, 2900 K
30°
230 V
125 ⇄ 264 114 mm
EAN 4000870 600399
600.39



Chrome Metal/Glass
Cromo Metal/Cristal
Cromo Metallo/Vetro



Ice Cube A++-A
incl. 1x3 W
110 lm, 3000 K
30°
230 V
160 ⇄ 65 135 mm
EAN 4000870 601662
601.66



Ice Cube A++-A
incl. 2x3 W
2x110 lm, 3000 K
30°
230 V
135 ⇄ 264 65 mm
EAN 4000870 601679
601.67



Ice Cube A++-A
incl. 3x3 W
3x110 lm, 3000 K
30°
230 V
135 ⇄ 465 65 mm
EAN 4000870 601686
601.68



Ice Cube A++-A
incl. 4x3 W
4x110 lm, 3000 K
30°
230 V
135 ⇄ 265 265 mm
EAN 4000870 601693
601.69



Black/Chrome Metal
 Negro/Cromo Metal
 Nero/Cromo Metallo



Orb A++-A
 incl. 1×3 W
 226 lm, 2700 K
 ∠ 100°, 94 cd
 230 V
 ⌀140 ⇄120 ⌀195 mm
 EAN 4000870 602478
602.47



Orb A++-A
 incl. 2×3 W
 2×226 lm, 2700 K
 ∠ 100°, 2×94 cd
 230 V
 ⌀195 ⇄280 ⌀120 mm
 EAN 4000870 602485
602.48



Orb A++-A
 incl. 3×3 W
 3×226 lm, 2700 K
 ∠ 100°, 3×94 cd
 230 V
 ⌀195 ⇄440 ⌀120 mm
 EAN 4000870 602492
602.49



Chrome Metal
 Cromo Metal
 Cromo Metallo



Orb A++-A
 incl. 1×3 W
 226 lm, 2700 K
 ∠ 100°, 94 cd
 230 V
 ⌀140 ⇄120 ⌀195 mm
 EAN 4000870 602508
602.50



Orb A++-A
 incl. 2×3 W
 2×226 lm, 2700 K
 ∠ 100°, 2×94 cd
 230 V
 ⌀195 ⇄280 ⌀120 mm
 EAN 4000870 602515
602.51



Orb A++-A
 incl. 3×3 W
 3×226 lm, 2700 K
 ∠ 100°, 3×94 cd
 230 V
 ⌀195 ⇄440 ⌀120 mm
 EAN 4000870 602522
602.52



White/Chrome Metal
 Blanco/Cromo Metal
 Bianco/Cromo Metallo



Orb A++-A
 incl. 1×3 W
 226 lm, 2700 K
 ∠ 100°, 94 cd
 230 V
 ⌀140 ⇄120 ⌀195 mm
 EAN 4000870 602539
602.53



Orb A++-A
 incl. 2×3 W
 2×226 lm, 2700 K
 ∠ 100°, 2×94 cd
 230 V
 ⌀195 ⇄280 ⌀120 mm
 EAN 4000870 602546
602.54



Orb A++-A
 incl. 3×3 W
 3×226 lm, 2700 K
 ∠ 100°, 3×94 cd
 230 V
 ⌀195 ⇄440 ⌀120 mm
 EAN 4000870 602553
602.55



White/Matt Metal
 Blanco/Mate Metal
 Bianco/Opaco Metallo

Arioso A++-A
 incl. 1×3 W
 255 lm, 2700 K
 ∠ 24°, 1159 cd
 230 V
 ⌀65 ⇄220 ⌀115 mm
 EAN 4000870 602263
602.26



Arioso A++-A
 incl. 2×3 W
 2×255 lm, 2700 K
 ∠ 24°, 2×1159 cd
 230 V
 ⌀65 ⇄265 ⌀115 mm
 EAN 4000870 602270
602.27



Arioso A++-A
 incl. 4×3 W
 4×255 lm, 2700 K
 ∠ 24°, 4×1159 cd
 230 V
 ⌀65 ⇄580 ⌀115 mm
 EAN 4000870 602287
602.28



Arioso A++-A
 incl. 6×3 W
 6×255 lm, 2700 K
 ∠ 24°, 6×1159 cd
 230 V
 ⌀65 ⇄1650 ⌀190 mm
 EAN 4000870 602294
602.29



Brushed alu Metal
 Aluminio mateado Metal
 Alluminio spazzolato Metallo

Arioso A++-A
 incl. 1×3 W
 255 lm, 2700 K
 ∠ 24°, 1159 cd
 230 V
 ⌀65 ⇄220 ⌀115 mm
 EAN 4000870 602225
602.22



Arioso A++-A
 incl. 2×3 W
 2×255 lm, 2700 K
 ∠ 24°, 2×1159 cd
 230 V
 ⌀65 ⇄265 ⌀115 mm
 EAN 4000870 602232
602.23



Arioso A++-A
 incl. 4×3 W
 4×255 lm, 2700 K
 ∠ 24°, 4×1159 cd
 230 V
 ⌀65 ⇄580 ⌀115 mm
 EAN 4000870 602249
602.24



Arioso A++-A
 incl. 6×3 W
 6×255 lm, 2700 K
 ∠ 24°, 6×1159 cd
 230 V
 ⌀65 ⇄1650 ⌀190 mm
 EAN 4000870 602256
602.25



Brushed alu Metal
 Aluminio mateado Metal
 Alluminio spazzolato Metallo

Bariton A++-A
 incl. 1×3 W
 148 lm, 2700 K
 ∠ 30°, 450 cd
 230 V
 ⌀65 ⇄220 ⌀260 mm
 EAN 4000870 602195
602.19



Bariton A++-A
 incl. 2×3 W
 2×148 lm, 2700 K
 ∠ 30°, 2×450 cd
 230 V
 ⌀65 ⇄265 ⌀150 mm
 EAN 4000870 602201
602.20



Bariton A++-A
 incl. 4×3 W
 4×148 lm, 2700 K
 ∠ 30°, 4×450 cd
 230 V
 ⌀65 ⇄580 ⌀150 mm
 EAN 4000870 602218
602.21



White/Matt Metal
 Blanco/Mate Metal
 Bianco/Opaco Metallo

Tremolo A++-A
 incl. 1×3 W
 148 lm, 2700 K
 ∠ 30°, 450 cd
 230 V
 ⌀65 ⇄220 ⌀250 mm
 EAN 4000870 602300
602.30



Tremolo A++-A
 incl. 2×3 W
 2×148 lm, 2700 K
 ∠ 30°, 2×450 cd
 230 V
 ⌀65 ⇄265 ⌀135 mm
 EAN 4000870 602317
602.31



Tremolo A++-A
 incl. 4×3 W
 4×148 lm, 2700 K
 ∠ 30°, 4×450 cd
 230 V
 ⌀65 ⇄580 ⌀135 mm
 EAN 4000870 602324
602.32



Stage A++-A
 incl. 1x3 W
 170 lm, 2700 K
 ✗ 85°, 100 cd
 230 V
 ⌀140 ⇄60 ↗130 mm
 EAN 4000870 602416
602.41

Black/Chrome Metal
 Negro/Cromo Metal
 Nero/Cromo Metallo



Stage A++-A
 incl. 2x3 W
 2x170 lm, 2700 K
 ✗ 85°, 2x100 cd
 230 V
 ⌀130 ⇄340 ↗60 mm
 EAN 4000870 602423
602.42

Stage A++-A
 incl. 4x3 W
 4x170 lm, 2700 K
 ✗ 85°, 4x100 cd
 230 V
 ⌀130 ⇄680 ↗60 mm
 EAN 4000870 602430
602.43



Stage A++-A
 incl. 1x3 W
 170 lm, 2700 K
 ✗ 85°, 100 cd
 230 V
 ⌀140 ⇄60 ↗130 mm
 EAN 4000870 602447
602.44

White/Chrome Metal
 Blanco/Cromo Metal
 Bianco/Cromo Metallo




Stage A++-A
 incl. 2x3 W
 2x170 lm, 2700 K
 ✗ 85°, 2x100 cd
 230 V
 ⌀130 ⇄340 ↗60 mm
 EAN 4000870 602454
602.45

Stage A++-A
 incl. 4x3 W
 4x170 lm, 2700 K
 ✗ 85°, 4x100 cd
 230 V
 ⌀130 ⇄680 ↗60 mm
 EAN 4000870 602461
602.46



Brushed iron Metal/Glass
 Acero Mate Metal/Cristal
 Ferro spazzolato Metallo/Vetro



ZyLed A++-A
 incl. 1x3 W
 120 lm, 3000 K
 230 V
 ø80 ↗110 mm
 EAN 4000870 665589
665.58

ZyLed A++-A
 incl. 2x3 W
 2x120 lm, 3000 K
 230 V
 ⌀150 ⇄445 ↗80 mm
 EAN 4000870 665596
665.59

ZyLed A++-A
 incl. 3x3 W
 3x120 lm, 3000 K
 230 V
 ⌀150 ⇄605 ↗80 mm
 EAN 4000870 665602
665.60

ZyLed A++-A
 incl. 4x3 W
 4x120 lm, 3000 K
 230 V
 ⌀150 ⇄675 ↗80 mm
 EAN 4000870 665619
665.61

ZyLed A++-A
 incl. 6x3 W
 6x120 lm, 3000 K
 230 V
 ⌀150 ⇄1805 ↗80 mm
 EAN 4000870 665626
665.62



Chrome matt Metal/Glass
 Cromo mate Metal/Cristal
 Cromo opaco Metallo/Vetro

Q 282.24



Wolba A++-E
 incl. 1x3 W, GU10, A+
 250 lm, 2700 K
 230 V
 Ø105 ⇄100 Ø105 mm
 EAN 4000870 602645
602.64 new



Wolba A++-E
 incl. 2x3 W, GU10, A+
 2x250 lm, 2700 K
 230 V
 Ø105 ⇄275 Ø60 mm
 EAN 4000870 602652
602.65 new



Wolba A++-E
 incl. 4x3 W, GU10, A+
 4x250 lm, 2700 K
 230 V
 Ø105 ⇄210 Ø210 mm
 EAN 4000870 602669
602.66 new



Wolba A++-E
 incl. 6x3 W, GU10, A+
 6x250 lm, 2700 K
 230 V
 Ø170 ⇄1660 Ø55 mm
 EAN 4000870 602676
602.67 new



Nickel satinised Metal
 Níquel satinado Metal
 Nichel satinatoq Metallo

Q 282.19



Meli A++-E
 incl. 1x3,5 W, GU10, A+
 200 lm, 2700 K
 $\angle 24^\circ$, 800 cd
 230 V
 Ø100 ⇄100 Ø160 mm
 EAN 4000870 602683
602.68 new



Meli A++-E
 incl. 2x3,5 W, GU10, A+
 2x200 lm, 2700 K
 $\angle 24^\circ$, 800 cd
 230 V
 Ø160 ⇄260 Ø55 mm
 EAN 4000870 602690
602.69 new



Meli A++-E
 incl. 3x3,5 W, GU10, A+
 3x200 lm, 2700 K
 $\angle 24^\circ$, 800 cd
 230 V
 Ø160 ⇄400 Ø55 mm
 EAN 4000870 602706
602.70 new



Meli A++-E
 incl. 4x3,5 W, GU10, A+
 4x200 lm, 2700 K
 $\angle 24^\circ$, 800 cd
 230 V
 Ø160 ⇄600 Ø55 mm
 EAN 4000870 602713
602.71 new



Brushed nickel Metal
 Níquel satinado Metal
 Color nichel spazzolato Metallo

Q 282.19



Gamma A++-E
 incl. 1x3,5 W, GU10, A+
 200 lm, 2700 K
 $\angle 24^\circ$, 800 cd
 230 V
 Ø80 ⇄80 Ø160 mm
 EAN 4000870 602850
602.85 new



Gamma A++-E
 incl. 2x3,5 W, GU10, A+
 2x200 lm, 2700 K
 $\angle 24^\circ$, 800 cd
 230 V
 Ø90 ⇄350 Ø180 mm
 EAN 4000870 602867
602.86 new



Gamma A++-E
 incl. 3x3,5 W, GU10, A+
 3x200 lm, 2700 K
 $\angle 24^\circ$, 800 cd
 230 V
 Ø90 ⇄600 Ø180 mm
 EAN 4000870 602874
602.87 new



Gamma A++-E
 incl. 4x3,5 W, GU10, A+
 4x200 lm, 2700 K
 $\angle 24^\circ$, 800 cd
 230 V
 Ø90 ⇄690 Ø180 mm
 EAN 4000870 602881
602.88 new



Gamma A++-E
 incl. 6x3,5 W, GU10, A+
 6x200 lm, 2700 K
 $\angle 24^\circ$, 800 cd
 230 V
 Ø90 ⇄1200 Ø225 mm
 EAN 4000870 602898
602.89 new



Chrome Metal
 Cromo Metal
 Cromo Metallo

281.53



Futura A++-E
 incl. 1x3,5 W, GU10, A+
 200 lm, 2700 K
 24°, 800 cd
 230 V
 100 80 130 mm
 EAN 4000870 601785
601.78



Futura A++-E
 incl. 2x3,5 W, GU10, A+
 2x200 lm, 2700 K
 24°, 800 cd
 230 V
 150 275 80 mm
 EAN 4000870 601792
601.79



Futura A++-E
 incl. 4x3,5 W, GU10, A+
 4x200 lm, 2700 K
 24°, 800 cd
 230 V
 150 670 80 mm
 EAN 4000870 601815
601.81



Futura A++-E
 incl. 3x3,5 W, GU10, A+
 3x200 lm, 2700 K
 24°, 800 cd
 230 V
 150 280 280 mm
 EAN 4000870 601808
601.80



Black/Chrome Metal
 Negro/Cromo Metal
 Nero/Cromo Metallo

282.19



Nevo A++-E
 incl. 1x3,5 W, GU10, A+
 200 lm, 2700 K
 24°, 800 cd
 230 V
 120 100 120 mm
 EAN 4000870 601860
601.86



Nevo A++-E
 incl. 2x3,5 W, GU10, A+
 2x200 lm, 2700 K
 24°, 800 cd
 230 V
 120 260 125 mm
 EAN 4000870 601877
601.87



Nevo A++-E
 incl. 3x3,5 W, GU10, A+
 3x200 lm, 2700 K
 24°, 800 cd
 230 V
 120 420 125 mm
 EAN 4000870 601884
601.88



Nevo A++-E
 incl. 4x3,5 W, GU10, A+
 4x200 lm, 2700 K
 24°, 800 cd
 230 V
 120 220 220 mm
 EAN 4000870 601891
601.89



Chrome Metal
 Cromo Metal
 Cromo Metallo

282.19



Rondo A++-E
 incl. 1x3,5 W, GU10, A+
 200 lm, 2700 K
 24°, 800 cd
 230 V
 105 100 120 mm
 EAN 4000870 601822
601.82



Rondo A++-E
 incl. 2x3,5 W, GU10, A+
 2x200 lm, 2700 K
 24°, 800 cd
 230 V
 120 260 75 mm
 EAN 4000870 601839
601.83



Rondo A++-E
 incl. 3x3,5 W, GU10, A+
 3x200 lm, 2700 K
 24°, 800 cd
 230 V
 120 420 75 mm
 EAN 4000870 601846
601.84



Rondo A++-E
 incl. 4x3,5 W, GU10, A+
 4x200 lm, 2700 K
 24°, 800 cd
 230 V
 120 220 220 mm
 EAN 4000870 601853
601.85




Brushed iron/Dichroic Metal/Glass
 Acero Mate/Dicroico Metal/Cristal
 Ferro spazzolato/Dicroico Metallo/Vetro

281.87




Wolbi A++-E
 incl. 1x3,5 W, GZ10, A+
 250 lm, 2700 K
 230 V
 160 65 105 mm
 EAN 4000870 602980
602.98 new



Wolbi A++-E
 incl. 2x3,5 W, GZ10, A+
 2x250 lm, 2700 K
 230 V
 105 265 65 mm
 EAN 4000870 602997
602.99 new



Wolbi A++-E
 incl. 3x3,5 W, GZ10, A+
 3x250 lm, 2700 K
 230 V
 105 465 65 mm
 EAN 4000870 603000
603.00 new



Wolbi A++-E
 incl. 4x3,5 W, GZ10, A+
 4x250 lm, 2700 K
 230 V
 105 265 265 mm
 EAN 4000870 603017
603.01 new



Brushed iron/White Metal/Glass
 Acero Mate/Blanco Metal/Cristal
 Ferro spazzolato/Bianco Metallo/Vetro

282.24



Wolbi A++-E
 incl. 1x3 W, GZ10 / GU10, A+
 LED
 250 lm, 2700 K
 230 V
 Ø160 ⇄65 ⇄105 mm
 EAN 4000870 602942
602.94 new

Wolbi A++-E
 incl. 2x3 W, GZ10 / GU10, A+
 LED
 2x250 lm, 2700 K
 230 V
 Ø105 ⇄265 ⇄65 mm
 EAN 4000870 602959
602.95 new

Wolbi A++-E
 incl. 3x3 W, GZ10 / GU10, A+
 LED
 3x250 lm, 2700 K
 230 V
 Ø105 ⇄465 ⇄65 mm
 EAN 4000870 602966
602.96 new

Wolbi A++-E
 incl. 4x3 W, GZ10 / GU10, A+
 LED
 4x250 lm, 2700 K
 230 V
 Ø105 ⇄265 ⇄265 mm
 EAN 4000870 602973
602.97 new



Chrome/White Metal/Glass
 Cromo/Blanco Metal/Cristal
 Cromo/Bianco Metallo/Vetro

282.24



Quad A++-E
 incl. 1x3 W, GZ10 / GU10, A+
 LED
 250 lm, 2700 K
 230 V
 Ø160 ⇄65 ⇄105 mm
 EAN 4000870 603024
603.02 new

Quad A++-E
 incl. 2x3 W, GZ10 / GU10, A+
 LED
 2x250 lm, 2700 K
 230 V
 Ø105 ⇄265 ⇄65 mm
 EAN 4000870 603031
603.03 new

Quad A++-E
 incl. 3x3 W, GZ10 / GU10, A+
 LED
 3x250 lm, 2700 K
 230 V
 Ø105 ⇄465 ⇄65 mm
 EAN 4000870 603048
603.04 new

Quad A++-E
 incl. 4x3 W, GZ10 / GU10, A+
 LED
 4x250 lm, 2700 K
 230 V
 Ø105 ⇄265 ⇄265 mm
 EAN 4000870 603055
603.05 new



603.06 + 600.14



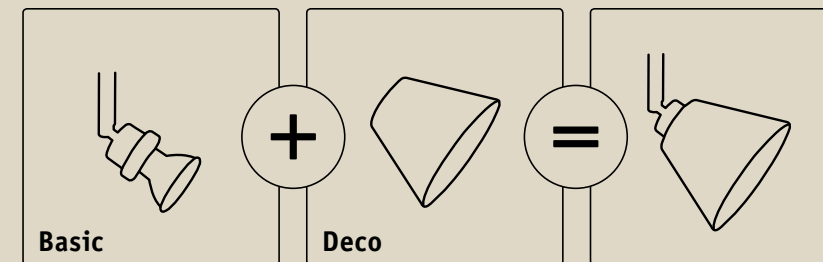
601.04 + 600.06



Combine your own personal lighting system

Combine usted mismo su sistema de luz personal

Scegliete voi stessi le combinazioni per il vostro sistema d'illuminazione personalizzato



Variety for the individual taste or complete luminaire families in one design style – this is what DecoSystems offers.

The luminaire base, as single-, double-, triple- or quadruple spotlight with various metal surfaces and lighting equipment, can be combined as pleased with decorative shades in numerous shapes, colours and materials. The shades, by the way, also fit on DecoSystems rail and cable systems.

Variedad para el gusto individual o familias completas de lámparas con una impronta reconocible de diseño: eso le ofrece DecoSystems.

Las bases de lámpara con uno, dos, tres o cuatro focos con diferentes superficies metálicas y tecnologías de iluminación pueden combinarse a voluntad con pantallas decorativas en múltiples formas, colores y materiales. Las pantallas pueden utilizarse también, por lo demás, en los sistemas de raíles y cables DecoSystems.

La soluzione ideale per i singoli gusti o intere gamme di lampadine con un design unico – questo è ciò che vi offre DecoSystems.

Basi delle lampade con una, due, tre o quattro portalampade, diverse superfici in metallo e soluzioni illuminotecniche, combinabili con paralumi decorativi di diverse forme, colori e materiali. Inoltre i decori sono adatti anche sui sistemi a filo e binario DecoSystems.




🔩 Brushed iron 🏠 Metal
🔩 Acero Mate 🏠 Metal
🔩 Ferro spazzolato 🏠 Metallo

🔦 282.24



Deco 🏠 = 78-79



DecoSystems ⏪ A++-E ⏩
 incl. 1x3 W, GZ10 / GU10, ⏪ A++ LED
 250 lm, 2700 K
 230 V
 ⌀160 ⇄65 ↗100 mm
 EAN 4000870 603109
603.10 new

DecoSystems ⏪ A++-E ⏩ LED
 incl. 2x3 W, GZ10 / GU10, ⏪ A++
 2x250 lm, 2700 K
 230 V
 ⌀100 ⇄265 ↗65 mm
 EAN 4000870 603116
603.11 new


DecoSystems ⏪ A++-E ⏩ LED
 incl. 3x3 W, GZ10 / GU10, ⏪ A++
 3x250 lm, 2700 K
 230 V
 ⌀100 ⇄465 ↗65 mm
 EAN 4000870 603123
603.12 new

DecoSystems ⏪ A++-E ⏩ LED
 incl. 4x3 W, GZ10 / GU10, ⏪ A++
 4x250 lm, 2700 K
 230 V
 ⌀100 ⇄265 ↗265 mm
 EAN 4000870 603130
603.13 new




🔩 Brushed iron 🏠 Metal
🔩 Acero Mate 🏠 Metal
🔩 Ferro spazzolato 🏠 Metallo

🔦 800.44



Deco 🏠 = 78-79



DecoSystems ⏪ D-E ⏩ LED
 incl. 1x40 W, GZ10, ⏪ D Halogen 230V
 586 lm, 2700 K
 230 V
 ⌀160 ⇄65 ↗100 mm
 EAN 4000870 601020
601.02

DecoSystems ⏪ D-E ⏩ LED
 incl. 2x40 W, GZ10, ⏪ D Halogen 230V
 2x586 lm, 2700 K
 230 V
 ⌀100 ⇄265 ↗65 mm
 EAN 4000870 601037
601.03

DecoSystems ⏪ D-E ⏩ LED
 incl. 3x40 W, GZ10, ⏪ D Halogen 230V
 3x586 lm, 2700 K
 230 V
 ⌀100 ⇄465 ↗65 mm
 EAN 4000870 601044
601.04

DecoSystems ⏪ D-E ⏩ LED
 incl. 4x40 W, GZ10, ⏪ D Halogen 230V
 4x586 lm, 2700 K
 230 V
 ⌀100 ⇄265 ↗265 mm
 EAN 4000870 601051
601.05



🔩 Chrome 🏠 Metal
🔩 Cromo 🏠 Metal
🔩 Cromo 🏠 Metallo

🔦 282.24



Deco 🏠 = 78-79



DecoSystems ⏪ A++-E ⏩ LED
 incl. 1x3 W, GZ10 / GU10, ⏪ A++
 250 lm, 2700 K
 230 V
 ⌀160 ⇄65 ↗105 mm
 EAN 4000870 603062
603.06 new

DecoSystems ⏪ A++-E ⏩ LED
 incl. 2x3 W, GZ10 / GU10, ⏪ A++
 2x250 lm, 2700 K
 230 V
 ⌀105 ⇄265 ↗65 mm
 EAN 4000870 603079
603.07 new

DecoSystems ⏪ A++-E ⏩ LED
 incl. 3x3 W, GZ10 / GU10, ⏪ A++
 3x250 lm, 2700 K
 230 V
 ⌀105 ⇄465 ↗65 mm
 EAN 4000870 603086
603.08 new

DecoSystems ⏪ A++-E ⏩ LED
 incl. 4x3 W, GZ10 / GU10, ⏪ A++
 4x250 lm, 2700 K
 230 V
 ⌀105 ⇄265 ↗265 mm
 EAN 4000870 603093
603.09 new

**Zyli**

max. 50 W
 ⌀80 ø70 mm
 EAN 4000870 600047
600.04

☞ White ☒ Glass
 ☞ Blanco ☒ Cristal
 ☞ Bianco ☒ Vetro

Zyli

max. 50 W
 ⌀80 ø70 mm
 EAN 4000870 600054
600.05

☞ White/Black ☒ Glass
 ☞ Blanco/Negro ☒ Cristal
 ☞ Bianco/Nero ☒ Vetro

Zyli

max. 50 W
 ⌀80 ø70 mm
 EAN 4000870 600535
600.53

☞ Opal/Black ☒ Glass
 ☞ Opal/Negro ☒ Cristal
 ☞ Opale/Nero ☒ Vetro

**Zyli**

max. 50 W
 ⌀80 ø70 mm
 EAN 4000870 600542
600.54

☞ Opal ☒ Glass
 ☞ Opal ☒ Cristal
 ☞ Opale ☒ Vetro

Zyli

max. 50 W
 ⌀80 ø70 mm
 EAN 4000870 600061
600.06

☞ Brown ☒ Glass
 ☞ Marrón ☒ Cristal
 ☞ Marrone ☒ Vetro

Wolbi

max. 50 W
 ⌀80 ø90 mm
 EAN 4000870 600566
600.56

☞ Beige ☒ Ceramic
 ☞ Beige ☒ Cerámica
 ☞ Beige ☒ Ceramica

**Wolbi**

max. 50 W
 ⌀80 ø90 mm
 EAN 4000870 600078
600.07

☞ White ☒ Glass
 ☞ Blanco ☒ Cristal
 ☞ Bianco ☒ Vetro

Wolbi

max. 50 W
 ⌀80 ø90 mm
 EAN 4000870 600085
600.08

☞ White ☒ Metal
 ☞ Blanco ☒ Metal
 ☞ Bianco ☒ Metallo

Wolbi

max. 50 W
 ⌀80 ø90 mm
 EAN 4000870 600092
600.09

☞ White/Alu ☒ Metal
 ☞ Blanco/Aluminio ☒ Metal
 ☞ Bianco/Alluminio ☒ Metallo

**Wolbi**

max. 50 W
 ⌀80 ø90 mm
 EAN 4000870 600115
600.11

☞ Dichroic ☒ Glass
 ☞ Dicroico ☒ Cristal
 ☞ Dicroico ☒ Vetro

Wolbi

max. 50 W
 ⌀80 ø90 mm
 EAN 4000870 600160
600.16

☞ Black ☒ Glass
 ☞ Negro ☒ Cristal
 ☞ Nero ☒ Vetro

**Kegi**

max. 50 W
 ⌀80 ø110 mm
 EAN 4000870 600122
600.12

☞ White ☒ Glass
 ☞ Blanco ☒ Cristal
 ☞ Bianco ☒ Vetro

Kegi

max. 50 W
 ⌀80 ø110 mm
 EAN 4000870 600146
600.14

☞ White/Black ☒ Glass
 ☞ Blanco/Negro ☒ Cristal
 ☞ Bianco/Nero ☒ Vetro

**Quad**

max. 50 W
 ⌀80 ø75 mm
 EAN 4000870 600153
600.15

☞ White ☒ Glass
 ☞ Blanco ☒ Cristal
 ☞ Bianco ☒ Vetro

Wolbi

max. 50 W
 ⌀70 ø90 mm
 EAN 4000870 600559
600.55

☞ Opal ☒ Glass
 ☞ Opal ☒ Cristal
 ☞ Opale ☒ Vetro



⚙️ Brushed iron/Dichroic 🧱 Metal/Glass
 ⚙️ Acero Mate/Dicroico 🧱 Metal/Cristal
 ⚙️ Ferro spazzolato/Dicroico 🧱 Metallo/Vetro

🔍 894.48




Wolbi A-B
 incl. 1×9 W, GZ10 / GU10, B
 445 lm, 2700 K
 230 V
 ⚙️ 160 ⇄ 65 ↗ 105 mm
 EAN 4000870 602157
602.15



Wolbi A-B
 incl. 2×9 W, GZ10 / GU10, B
 2×445 lm, 2700 K
 230 V
 ⚙️ 105 ⇄ 265 ↗ 65 mm
 EAN 4000870 602164
602.16



Wolbi A-B
 incl. 3×9 W, GZ10 / GU10, B
 3×445 lm, 2700 K
 230 V
 ⚙️ 105 ⇄ 465 ↗ 65 mm
 EAN 4000870 602171
602.17



Wolbi A-B
 incl. 4×9 W, GZ10 / GU10, B
 4×445 lm, 2700 K
 230 V
 ⚙️ 105 ⇄ 265 ↗ 65 mm
 EAN 4000870 602188
602.18




⚙️ Chrome/Dichroic 🧱 Metal/Glass
 ⚙️ Cromo/Dicroico 🧱 Metal/Cristal
 ⚙️ Cromo/Dicroico 🧱 Metallo/Vetro

🔍 800.44



Dichroic D-E
 incl. 1×40 W, GZ10, D
 586 lm, 2700 K
 230 V
 ⚙️ 160 ⇄ 65 ↗ 105 mm
 EAN 4000870 601228
601.22



Dichroic D-E
 incl. 2×40 W, GZ10, D
 2×586 lm, 2700 K
 230 V
 ⚙️ 105 ⇄ 265 ↗ 65 mm
 EAN 4000870 601235
601.23



Dichroic D-E
 incl. 3×40 W, GZ10, D
 3×586 lm, 2700 K
 230 V
 ⚙️ 105 ⇄ 465 ↗ 65 mm
 EAN 4000870 601242
601.24



Dichroic D-E
 incl. 4×40 W, GZ10, D
 4×586 lm, 2700 K
 230 V
 ⚙️ 105 ⇄ 265 ↗ 265 mm
 EAN 4000870 601259
601.25



⚙️ Brushed iron/White 🧱 Metal/Glass
 ⚙️ Acero Mate/Blanco 🧱 Metal/Cristal
 ⚙️ Ferro spazzolato/Bianco 🧱 Metallo/Vetro

🔍 800.44



Wolbi D-E
 incl. 1×40 W, GZ10, D
 586 lm, 2700 K
 230 V
 ⚙️ 160 ⇄ 65 ↗ 105 mm
 EAN 4000870 601464
601.46



Wolbi D-E
 incl. 2×40 W, GZ10, D
 2×586 lm, 2700 K
 230 V
 ⚙️ 105 ⇄ 265 ↗ 65 mm
 EAN 4000870 601471
601.47



Wolbi D-E
 incl. 3×40 W, GZ10, D
 3×586 lm, 2700 K
 230 V
 ⚙️ 105 ⇄ 465 ↗ 65 mm
 EAN 4000870 601488
601.48



Wolbi D-E
 incl. 4×40 W, GZ10, D
 4×586 lm, 2700 K
 230 V
 ⚙️ 105 ⇄ 265 ↗ 265 mm
 EAN 4000870 601495
601.49



Turn D-E
 incl. 1x40W, GU10, D
 300 lm, 2900 K
 ∠ 30°, 900 cd
 230 V
 ⌀140 ⇄98 ↗150 mm
 EAN 4000870 602331
602.33



Turn D-E
 incl. 2x40W, GU10, D
 2x300 lm, 2900 K
 ∠ 30°, 900 cd
 230 V
 ⌀140 ⇄400 ↗98 mm
 EAN 4000870 602348
602.34



Turn D-E
 incl. 4x40W, GU10, D
 4x300 lm, 2900 K
 ∠ 30°, 900 cd
 230 V
 ⌀140 ⇄680 ↗98 mm
 EAN 4000870 602355
602.35



Turn D-E
 incl. 6x40W, GU10, D
 6x300 lm, 2900 K
 ∠ 30°, 900 cd
 230 V
 ⌀220 ⇄1810 ↗98 mm
 EAN 4000870 602362
602.36



Turn D-E
 incl. 1x40W, GU10, D
 300 lm, 2900 K
 ∠ 30°, 900 cd
 230 V
 ⌀140 ⇄98 ↗150 mm
 EAN 4000870 602379
602.37



Turn D-E
 incl. 2x40W, GU10, D
 2x300 lm, 2900 K
 ∠ 30°, 900 cd
 230 V
 ⌀140 ⇄400 ↗98 mm
 EAN 4000870 602386
602.38



Turn D-E
 incl. 4x40W, GU10, D
 4x300 lm, 2900 K
 ∠ 30°, 900 cd
 230 V
 ⌀140 ⇄680 ↗98 mm
 EAN 4000870 602393
602.39



Turn D-E
 incl. 6x40W, GU10, D
 6x300 lm, 2900 K
 ∠ 30°, 900 cd
 230 V
 ⌀220 ⇄1810 ↗98 mm
 EAN 4000870 602409
602.40



Black/Chrome M Metal
 Negro/Cromo M Metal
 Nero/Cromo M Metallo
 800.36

White/Chrome M Metal
 Bianco/Cromo M Metal
 Bianco/Cromo M Metallo
 800.36



White M Metal
 Blanco M Metal
 Bianco M Metallo
 800.36



Mega D-E
 incl. 1x40W, GU10, D
 300 lm, 2900 K
 ∠ 30°, 900 cd
 230 V
 ⌀80 ⇄80 ↗170 mm
 EAN 4000870 602768
602.76 new



Mega D-E
 incl. 2x40W, GU10, D
 2x300 lm, 2900 K
 ∠ 30°, 900 cd
 230 V
 ⌀170 ⇄240 ↗80 mm
 EAN 4000870 602775
602.77 new



Mega D-E
 incl. 3x40W, GU10, D
 3x300 lm, 2900 K
 ∠ 30°, 900 cd
 230 V
 ⌀170 ⇄400 ↗80 mm
 EAN 4000870 602782
602.78 new



Mega D-E
 incl. 4x40W, GU10, D
 4x300 lm, 2900 K
 ∠ 30°, 900 cd
 230 V
 ⌀170 ⇄720 ↗80 mm
 EAN 4000870 602799
602.79 new



Chrome M Metal
 Cromo M Metal
 Cromo M Metallo
 800.36



Zylo D-E
 incl. 1x40W, GU10, D
 300 lm, 2900 K
 ∠ 30°, 900 cd
 230 V
 ⌀100 ⇄100 ↗132 mm
 EAN 4000870 602720
602.72 new



Zylo D-E
 incl. 2x40W, GU10, D
 2x300 lm, 2900 K
 ∠ 30°, 900 cd
 230 V
 ⌀132 ⇄260 ↗55 mm
 EAN 4000870 602737
602.73 new



Zylo D-E
 incl. 3x40W, GU10, D
 3x300 lm, 2900 K
 ∠ 30°, 900 cd
 230 V
 ⌀132 ⇄400 ↗55 mm
 EAN 4000870 602744
602.74 new



Zylo D-E
 incl. 4x40W, GU10, D
 4x300 lm, 2900 K
 ∠ 30°, 900 cd
 230 V
 ⌀132 ⇄695 ↗70 mm
 EAN 4000870 602751
602.75 new





Sigma D-E
 incl. 1x40W, GU10, D
 300lm, 2900K
 ✕ 30°, 900 cd, 230V
 ⌀80 ⇄80 ↻172 mm
 EAN 4000870 602805
602.80 new



Sigma D-E
 incl. 2x40W, GU10, D
 2x300lm, 2900K
 ✕ 30°, 900 cd, 230V
 ⌀90 ⇄350 ↻200 mm
 EAN 4000870 602812
602.81 new



Sigma D-E
 incl. 3x40W, GU10, D
 3x300lm, 2900K
 ✕ 30°, 900 cd, 230V
 ⌀90 ⇄280 ↻200 mm
 EAN 4000870 602829
602.82 new



Sigma D-E
 incl. 4x40W, GU10, D
 4x300lm, 2900K
 ✕ 30°, 900 cd, 230V
 ⌀90 ⇄690 ↻200 mm
 EAN 4000870 602836
602.83 new



Sigma D-E
 incl. 6x40W, GU10, D
 6x300lm, 2900K
 ✕ 30°, 900 cd, 230V
 ⌀90 ⇄1200 ↻217 mm
 EAN 4000870 602843
602.84 new



☞ Chrome M Metal/Glass
 ☞ Cromo M Metal/Cristal
 ☞ Cromo M Metallo/Vetro

☞ 800.36



Lambda D-E
 incl. 1x40W, GZ10, D
 586lm, 2700K
 230V
 ⌀115 ⇄85 ↻85 mm
 EAN 4000870 603192
603.19 new



Lambda D-E
 incl. 2x40W, GZ10, D
 2x586lm, 2700K
 230V
 ⌀145 ⇄280 ↻85 mm
 EAN 4000870 603208
603.20 new



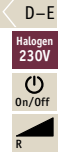
Lambda D-E
 incl. 3x40W, GZ10, D
 3x586lm, 2700K
 230V
 ⌀145 ⇄480 ↻85 mm
 EAN 4000870 603215
603.21 new



Lambda D-E
 incl. 4x40W, GZ10, D
 4x586lm, 2700K
 230V
 ⌀145 ⇄650 ↻85 mm
 EAN 4000870 603222
603.22 new



Theta D-E
 incl. 1x40W, GZ10, D
 586lm, 2700K
 230V
 ⌀148 ⇄100 ↻100 mm
 EAN 4000870 602904
602.90 new



Theta D-E
 incl. 2x40W, GZ10, D
 2x586lm, 2700K
 230V
 ⌀150 ⇄150 ↻148 mm
 EAN 4000870 602911
602.91 new



Theta D-E
 incl. 4x40W, GZ10, D
 4x586lm, 2700K
 230V
 ⌀160 ⇄180 ↻148 mm
 EAN 4000870 602928
602.92 new



☞ Chrome/White M Metal/Glass
 ☞ Cromo/Blanco M Metal/Cristal
 ☞ Cromo/Bianco M Metallo/Vetro

☞ 800.44



Theta D-E
 incl. 6x40W, GZ10, D
 6x586lm, 2700K
 230V
 ⌀90 ⇄1200 ↻192 mm
 EAN 4000870 602935
602.93 new



☞ Chrome M Metal
 ☞ Cromo M Metal
 ☞ Cromo M Metallo







☞ 800.44




Lambda D-E
 incl. 6x40W, GZ10, D
 6x586lm, 2700K
 230V
 ⌀160 ⇄1800 ↻100 mm
 EAN 4000870 603239
603.23 new






-  Brushed iron  Metal
 -  Acero Mate  Metal
 -  Ferro spazzolato  Metallo
- 836.56




Techno D-E
 incl. 1x50W, GU10, 
 290 lm, 2900 K
 ✕ 35°, 800 cd
 230 V
 ⌀80 ⇄95 ⌀185 mm
 EAN 4000870 661680
661.68



Techno D-E
 incl. 2x50W, GU10, 
 2x290 lm, 2900 K
 ✕ 35°, 800 cd
 230 V
 ⌀185 ⇄290 ⌀95 mm
 EAN 4000870 661697
661.69



Techno D-E
 incl. 3x50W, GU10, 
 3x290 lm, 2900 K
 ✕ 35°, 800 cd
 230 V
 ⌀185 ⇄390 ⌀95 mm
 EAN 4000870 661703
661.70









Techno D-E
 incl. 4x50W, GU10, 
 4x290 lm, 2900 K
 ✕ 35°, 800 cd
 230 V
 ⌀185 ⇄630 ⌀95 mm
 EAN 4000870 661710
661.71




Techno D-E
 incl. 4x50W, GU10, 
 4x290 lm, 2900 K
 ✕ 35°, 800 cd
 230 V
 ⌀185 ⇄320 ⌀320 mm
 EAN 4000870 661727
661.72




-  Brushed iron  Metal
 -  Acero Mate  Metal
 -  Ferro spazzolato  Metallo
- 836.56




Georgia D-E
 incl. 1x50W, GU10, 
 290 lm, 2900 K
 ✕ 35°, 800 cd
 230 V
 ⌀125 ⇄55 ⌀75 mm
 EAN 4000870 663639
663.63



Georgia D-E
 incl. 2x50W, GU10, 
 2x290 lm, 2900 K
 ✕ 35°, 800 cd
 230 V
 ⌀100 ⇄396 ⌀55 mm
 EAN 4000870 663646
663.64









Georgia D-E
 incl. 3x50W, GU10, 
 3x290 lm, 2900 K
 ✕ 35°, 800 cd
 230 V
 ⌀100 ⇄600 ⌀55 mm
 EAN 4000870 663653
663.65




Georgia D-E
 incl. 4x50W, GU10, 
 4x290 lm, 2900 K
 ✕ 35°, 800 cd
 230 V
 ⌀100 ⇄675 ⌀55 mm
 EAN 4000870 663660
663.66



-  Brushed nickel  Metal
 -  Niquel satinado  Metal
 -  Color nichel spazzolato  Metallo
- 836.56



Tinka D-E
 incl. 1x50W, GU10, 
 290 lm, 2900 K
 ✕ 35°, 800 cd
 230 V
 ⌀100 ⇄100 ⌀160 mm
 EAN 4000870 665954
665.95



Tinka D-E
 incl. 2x50W, GU10, 
 2x290 lm, 2900 K
 ✕ 35°, 800 cd
 230 V
 ⌀160 ⇄260 ⌀55 mm
 EAN 4000870 665961
665.96




Tinka D-E
 incl. 3x50W, GU10, 
 3x290 lm, 2900 K
 ✕ 35°, 800 cd
 230 V
 ⌀160 ⇄400 ⌀55 mm
 EAN 4000870 665978
665.97



Brushed brass Metal
 Latón mateado Metal
 Ottone spazzolato Metallo

836.56



Tinka D-E
 incl. 1×50W, GU10,
 290 lm, 2900 K
 ∠ 35°, 800 cd
 230 V
 ⌀100 ⇄100 ↗160 mm
 EAN 4000870 665992
665.99

Tinka D-E
 incl. 2×50W, GU10,
 2×290 lm, 2900 K
 ∠ 35°, 800 cd
 230 V
 ⌀160 ⇄260 ↗55 mm
 EAN 4000870 666005
666.00

Tinka D-E
 incl. 3×50W, GU10,
 3×290 lm, 2900 K
 ∠ 35°, 800 cd
 230 V
 ⌀160 ⇄400 ↗55 mm
 EAN 4000870 666012
666.01



Nickel satinised Metal
 Níquel satinado Metal
 Nichel satinatoq Metallo

836.42



Teja D-E
 incl. 1×50W, GU10,
 296 lm, 2900 K
 ∠ 38°, 700 cd
 230 V
 ⌀100 ⇄52 ↗120 mm
 EAN 4000870 663080
663.08

Teja Flex D-E
 incl. 1×50W, GU10,
 296 lm, 2900 K
 ∠ 38°, 700 cd
 230 V
 ⌀100 ⇄52 ↗350 mm
 EAN 4000870 663103
663.10

Teja D-E
 incl. 2×50W, GU10,
 2×296 lm, 2900 K
 ∠ 38°, 700 cd
 230 V
 ⌀120 ⇄308 ↗52 mm
 EAN 4000870 663127
663.12

Teja D-E
 incl. 3×50W, GU10,
 3×296 lm, 2900 K
 ∠ 38°, 700 cd
 230 V
 ⌀120 ⇄500 ↗52 mm
 EAN 4000870 663141
663.14

Teja D-E
 incl. 4×50W, GU10,
 4×296 lm, 2900 K
 ∠ 38°, 700 cd
 230 V
 ⌀120 ⇄250 ↗250 mm
 EAN 4000870 663165
663.16



White Metal
 Blanco Metal
 Bianco Metallo

836.42



Teja D-E
 incl. 1×50W, GU10,
 296 lm, 2900 K
 ∠ 38°, 700 cd
 230 V
 ⌀100 ⇄52 ↗120 mm
 EAN 4000870 663073
663.07

Teja D-E
 incl. 2×50W, GU10,
 2×296 lm, 2900 K
 ∠ 38°, 700 cd
 230 V
 ⌀120 ⇄308 ↗52 mm
 EAN 4000870 663110
663.11


Teja D-E
 incl. 3×50W, GU10,
 3×296 lm, 2900 K
 ∠ 38°, 700 cd
 230 V
 ⌀120 ⇄500 ↗52 mm
 EAN 4000870 663134
663.13

Teja D-E
 incl. 4×50W, GU10,
 4×296 lm, 2900 K
 ∠ 38°, 700 cd
 230 V
 ⌀120 ⇄250 ↗250 mm
 EAN 4000870 663158
663.15



Alu/Wood Metal/Wood
 Aluminio/Madera Metal/Madera
 Alluminio/Legno Metallo/Legno

836.56



Hilke D-E
 incl. 1x50W, GU10,
 290 lm, 2900 K
 35°, 800 cd
 230 V
 1235 ⇄ 80 140 mm
 EAN 4000870 662113
662.11

Hilke D-E
 incl. 2x50W, GU10,
 2x290 lm, 2900 K
 35°, 800 cd
 230 V
 140 ⇄ 380 90 mm
 EAN 4000870 662120
662.12

Hilke D-E
 incl. 3x50W, GU10,
 3x290 lm, 2900 K
 35°, 800 cd
 230 V
 140 ⇄ 590 110 mm
 EAN 4000870 662137
662.13



Chrome Metal/Glass
 Cromo Metal/Cristal
 Cromo Metallo/Vetro

800.32



Omikron D-E
 incl. 1x42W, G9,
 625 lm, 2800 K
 230 V
 100 ⇄ 100 130 mm
 EAN 4000870 603147
603.14 new

Omikron D-E
 incl. 2x42W, G9,
 2x625 lm, 2800 K
 230 V
 130 ⇄ 265 65 mm
 EAN 4000870 603154
603.15 new

Omikron D-E
 incl. 3x42W, G9,
 3x625 lm, 2800 K
 230 V
 130 ⇄ 460 65 mm
 EAN 4000870 603161
603.16 new

Omikron D-E
 incl. 4x42W, G9,
 4x625 lm, 2800 K
 230 V
 130 ⇄ 230 230 mm
 EAN 4000870 603178
603.17 new

Omikron D-E
 incl. 6x42W, G9,
 6x625 lm, 2800 K
 230 V
 170 ⇄ 1800 120 mm
 EAN 4000870 603185
603.18 new



Rusty Iron Metal/Glass
 Rusty Iron Metal/Cristal
 Rusty Iron Metallo/Vetro

800.32



Classico D-E
 incl. 1x42W, G9,
 625 lm, 2800 K
 230 V
 105 ⇄ 80 115 mm
 EAN 4000870 601747
601.74

Classico D-E
 incl. 2x42W, G9,
 2x625 lm, 2800 K
 230 V
 130 ⇄ 350 80 mm
 EAN 4000870 601754
601.75

Classico D-E
 incl. 3x42W, G9,
 3x625 lm, 2800 K
 230 V
 130 ⇄ 310 310 mm
 EAN 4000870 601761
601.76

Classico D-E
 incl. 4x42W, G9,
 4x625 lm, 2800 K
 230 V
 130 ⇄ 700 80 mm
 EAN 4000870 601778
601.77



Chrome Metal/Glass
 Cromo Metal/Cristal
 Cromo Metallo/Vetro

800.32




Yasmin D-E
 incl. 1x42W, G9,
 625 lm, 2800 K
 230 V
 120 ⇄ 80 155 mm
 EAN 4000870 601709
601.70

Yasmin D-E
 incl. 3x42W, G9,
 3x625 lm, 2800 K
 230 V
 140 ⇄ 280 280 mm
 EAN 4000870 601716
601.71





Yasmin D-E
 incl. 4x42W, G9,
 4x625 lm, 2800 K
 230 V
 145 ⇄ 715 100 mm
 EAN 4000870 601723
601.72

Yasmin D-E
 incl. 6x42W, G9,
 6x625 lm, 2800 K
 230 V
 190 ⇄ 1830 100 mm
 EAN 4000870 601730
601.73





Astrid Flex D-E
 incl. 1x42 W, G9, 
 625 lm, 2800 K
 230 V
 ⌀100 ⇄50 ↗225 mm
 EAN 4000870 663370
663.37




 Nickel satinised/Satin  Metal/Glass
 Níquel satinado/Satinada  Metal/Cristal
 Nichel satinatoq/Satinato
 Metallo/Vetro

☎ 800.32




Hoya D-E
 incl. 1x42 W, G9, 
 625 lm, 2800 K
 230 V
 ⌀100 ⇄100 ↗110 mm
 EAN 4000870 660294
660.29




Hoya D-E
 incl. 2x42 W, G9, 
 2x625 lm, 2800 K
 230 V
 ⌀110 ⇄260 ↗75 mm
 EAN 4000870 660300
660.30







Hoya D-E
 incl. 3x42 W, G9, 
 3x625 lm, 2800 K
 230 V
 ⌀110 ⇄420 ↗75 mm
 EAN 4000870 666043
666.04



Hoya D-E
 incl. 4x42 W, G9, 
 4x625 lm, 2800 K
 230 V
 ⌀110 ⇄220 ↗220 mm
 EAN 4000870 666050
666.05



 Nickel satinised/Glass dichroic
 Metal/Glass
 Níquel satinado/Cristal dicroico
 Metal/Cristal
 Nichel satinatoq/Vetro dicroico
 Metallo/Vetro

☎ 800.32

Wire

- 94 AirLED
- 98 Halogen 12V



122 Spot DecoSystems + Deco Quad



94 AirLED





www.paulmann.com/airled/all



„AirLED – The floating wire system

The LED wire system AirLED floats freely in the room and presents a brilliant display of light. Its delicate design blends into almost any indoor environment. An inconspicuous, high-strength support wire securely supports the spots, creating the illusion of spots floating in space.

The current flows through the centrally attached, attractive aluminium sleeve. The assortment is rounded out by three highly refined spots and two pendants.

- ▶ High-performance fibre as the support wire (ultra high-molecular polyethylene)
- ▶ Spans up to seven metres
- ▶ Easy mounting and easy tensioning
- ▶ Warm white luminous colour (2700 kelvin)
- ▶ Efficient LED system with energy savings of up to 80% „

"AirLED – El sistema flotante de cables tendidos

El sistema AirLED de cable tendido de LEDs flota en la habitación y ofrece efectos radiantes. La filigrana de su diseño permite adaptarlo a casi toda situación ambiental. El fuerte cable tendido pasa casi desapercibido, pero sostiene los focos con toda seguridad. Así, estos dan la impresión de flotar en la habitación. La corriente circula por un delgado y discreto tubo de aluminio central. El surtido se completa con dos péndulos y tres focos de diseño de alta calidad.

- ▶ Fibra de alto rendimiento utilizada como cable de soporte (polietileno de peso molecular ultra alto)
- ▶ Tensable hasta siete metros
- ▶ Fácil montaje y sencillo tensado
- ▶ Luz de color blanco cálido (2700 K)
- ▶ Sistema de LED eficiente, ahorra hasta un 80% de energía"


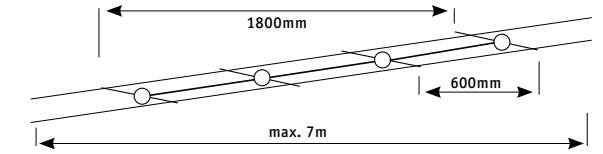
"AirLED – il sistema sospeso a un filo

Il sistema a filo LED AirLED rimane sospeso, illuminando gradevolmente gli ambienti. Con il suo design sottilissimo si adegua praticamente a qualsiasi condizione e spazio. Il filo di supporto ultrasensibile e per niente vistoso fornisce un sostegno sicuro agli spot luminosi, che sembrano sospesi in aria. La corrente passa per l'anello centrale di alluminio esteticamente gradevole. Tre spot con design di qualità e due sospensioni completano l'assortimento.

- ▶ Fibre ad alta potenza come filo di supporto (polietilene ad altissimo peso molecolare)
- ▶ Capacità di tensionamento fino a sette metri
- ▶ Semplici operazioni di montaggio e tensionamento
- ▶ Colore della luce bianco caldo 2.700 Kelvin
- ▶ Efficiente sistema LED per il risparmio di fino all'80% di energia"



White Metal
Blanco Metal
Bianco Metallo



Set Ball


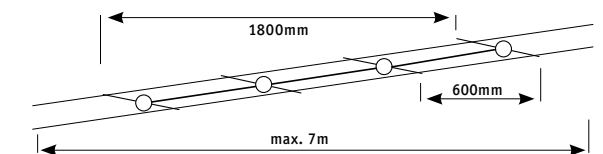
incl. 4x5 W
4x260 lm, 2700 K
∠ 30°, 595 cd
230 V, 36 VA
H 160-280 mm ⇄ 7 m
EAN 4000870 940983
940.98

A++-A

LED



White Metal
Blanco Metal
Bianco Metallo



Set Drum


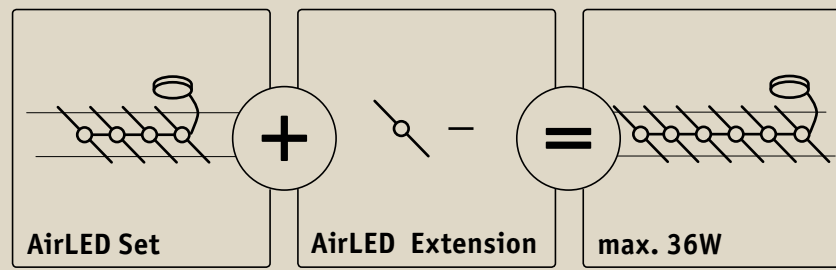
incl. 4x3 W
4x140 lm, 2700 K
∠ 30°, 520 cd
230 V, 36 VA
H 160-180 mm ⇄ 7 m
EAN 4000870 940990
940.99

A++-A

LED



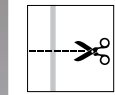

Combine your own personal lighting system
 Combine usted mismo su sistema de luz personal
 Scegliete voi stessi le combinazioni per il vostro sistema d'illuminazione personalizzato



Spot Ball A++-A
 incl. 1x5 W
 260 lm, 2700 K
 ∠ 30°, 595 cd
 ⌀160-180 ⌀45 ⌀300 ⌀98 mm
 EAN 4000870 941003
941.00
 White Metal
 Blanco Metal
 Bianco Metallo

Spot Drum A++-A
 incl. 1x3 W
 140 lm, 2700 K
 ∠ 30°, 520 cd
 ⌀160-180 ⌀70 ⌀300 ⌀98 mm
 EAN 4000870 941010
941.01
 White Metal
 Blanco Metal
 Bianco Metallo


Spot Lense A++-A
 incl. 1x3 W
 180 lm, 2700 K
 ⌀160-180 ⌀25 ⌀300 ⌀170 mm
 EAN 4000870 941027
941.02
 White Metal
 Blanco Metal
 Bianco Metallo



can be shortened
 acortable
 accorciabile

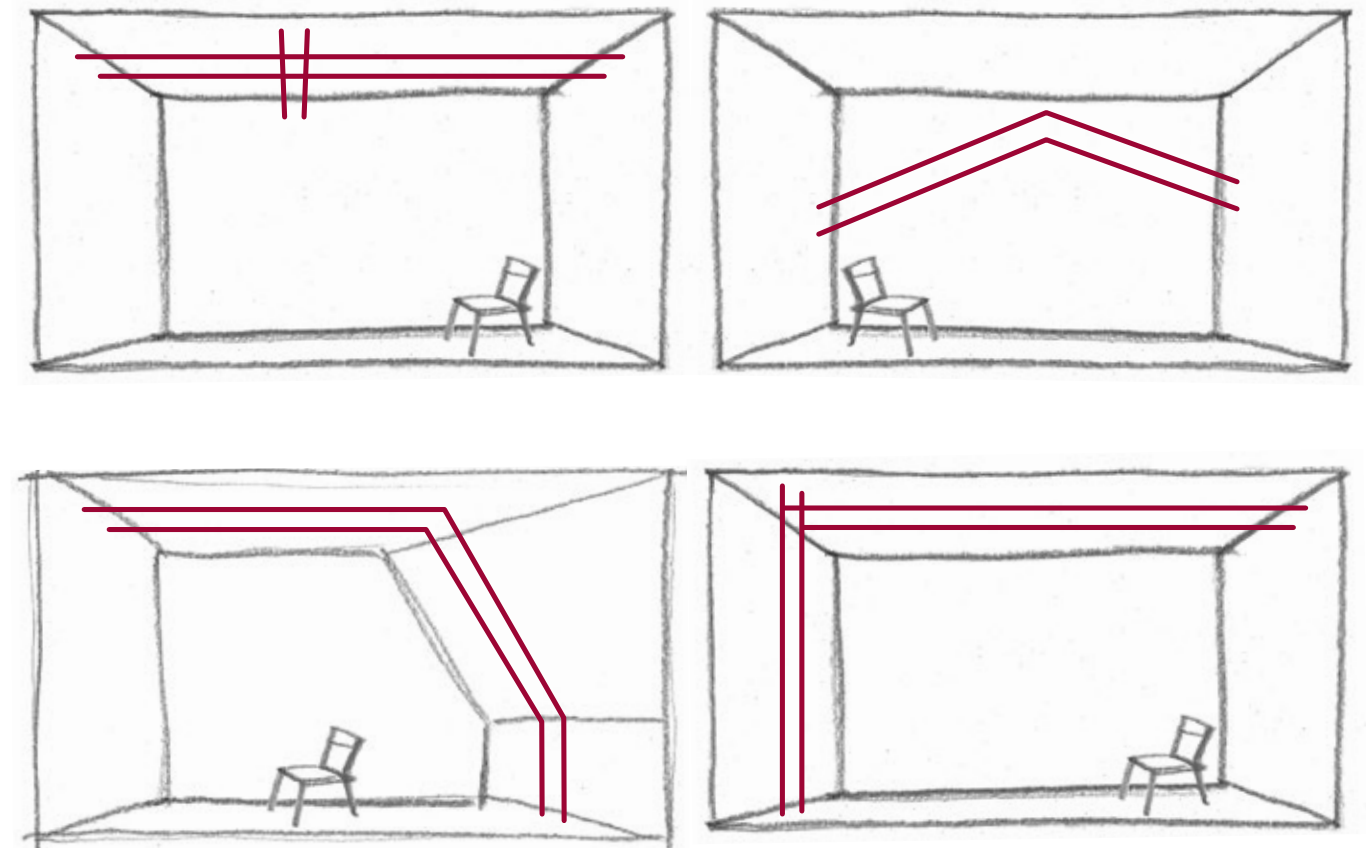
Pendulum Ball A++-A
 incl. 1x5 W
 260 lm, 2700 K
 ∠ 30°, 595 cd
 ⌀160-180 mm ⌀45 mm ⌀1500 cm
 ⌀300 mm ⌀98 mm
 EAN 4000870 941034
941.03
 White Metal
 Blanco Metal
 Bianco Metallo

Pendulum Drum A++-A
 incl. 1x3 W
 140 lm, 2700 K
 ∠ 30°, 520 cd
 ⌀160-180 mm ⌀70 mm ⌀1500 cm
 ⌀300 mm ⌀98 mm
 EAN 4000870 941041
941.04
 White Metal
 Blanco Metal
 Bianco Metallo



Connector 30cm A++-A
 ∅4 ⌀300 mm
 EAN 4000870 940846
940.84
 White Metal
 Blanco Metal
 Bianco Metallo

Connector 60cm A++-A
 ∅4 ⌀600 mm
 EAN 4000870 940853
940.85
 White Metal
 Blanco Metal
 Bianco Metallo



Wire systems are the most convenient way to display your own four walls in a favourable light. The installation of the conductive wires is totally effortless and, due to 12 V technology, safer and easier than conventional 230 V fixtures. Even for difficult spaces (e. g. slanted ceilings or connections around corners) wire systems offer solutions. Using diverters (not included) complete living areas can be thoroughly illuminated with one single installation. Over 50 different sets are available to meet every interior design taste. The diversity of the fixtures available offer perfect solutions to all kinds of lighting needs: Directed light for object accentuation, as well as soft dispersed light for an even general illumination. Indirect lighting effects can be created, as well as pendulum lighting suspended over working surfaces or dinner tables.

Los sistemas de cables son una solución flexible para proporcionar una iluminación adecuada a su casa. La colocación de los cables electricados puede realizarse sin problemas y gracias a la tecnología moderna de 12 V, es mucho más segura y fácil que las instalaciones tradicionales de 230 V. Incluso en situaciones arquitectónicas complejas (p.ej., techos inclinados o conexiones angulares), el sistema de cables ofrece soluciones de iluminación ideales. Al utilizar divisores (accesorio adicional), pueden iluminarse totalmente espacios de vivienda con una única instalación. Con más de 50 sets completos diferentes, es fácil satisfacer cualquier estilo decorativo. La diversidad de lámparas disponibles ofrece una solución adecuada para cualquier exigencia: se consigue tanto una luz dirigida para la iluminación individual de objetos como una distribución suave de la luz para un alumbrado básico uniforme. También pueden lograrse acentos luminosos indirectos así como efectos de luz de lámparas suspendidas para la iluminación de áreas de trabajo o mesas de comedor.

I sistemi a cavi rappresentano una soluzione flessibile per mettere in giusta luce le proprie quattro mura. La posa dei cavi conduttori di corrente può essere effettuata senza problemi, e grazie alla moderna tecnologia da 12 V è più sicura e nettamente più semplice delle tradizionali installazioni da 230 V. Anche in caso di situazioni di spazio difficili (per esempio soffitti inclinati oppure collegamenti ad angolo), i sistemi a cavi offrono soluzioni d'illuminazione ideali. Utilizzando deviatori (disponibili come accessori) è possibile illuminare ampiamente anche completi spazi abitabili con solo un'unica installazione. Con oltre cinquanta set completi diversi, è possibile soddisfare qualsiasi gusto d'arredamento. La molteplicità degli apparecchi d'illuminazione a disposizione offre la giusta soluzione per ogni esigenza: è possibile sia la luce diretta per l'illuminazione individuale dell'oggetto, sia la luce diffusa per un'illuminazione uniforme generale. Sono realizzabili anche accenti di luce indiretta nonché effetti di luce mediante lampade sospese per l'illuminazione di superfici di lavoro oppure di tavoli da pranzo.



⌘ White/Chrome ⌘ Metal/Glass
 ⌘ Blanco/Cromo ⌘ Metal/Cristal
 ⌘ Bianco/Cromo ⌘ Metallo/Vetro



Meta A++-A

incl. 4x5W
 4 x 350 lm, 2700 K
 230 V, 30 VA
 ⌘ 160 mm 2,5 mm² ⇔ 10 m
 EAN 4000870 940792

940.79 new

LED
□
↔



⌘ Black/Chrome ⌘ Metal
 ⌘ Negro/Cromo ⌘ Metal
 ⌘ Nero/Cromo ⌘ Metallo



Phase A++-A

incl. 5x5W
 5 x 350 lm, 2700 K
 230 V, 36 VA
 ⌘ 160 mm 2,5 mm² ⇔ 10 m
 EAN 4000870 940815

940.81 new

LED
□
↔



⌘ White/Chrome ⌘ Metal/Glass
 ⌘ Blanco/Cromo ⌘ Metal/Cristal
 ⌘ Bianco/Cromo ⌘ Metallo/Vetro



Stage A++-A

incl. 4x5W
 4 x 300 lm, 2700 K
 230 V, 30 VA
 ⌘ 160 mm 2,5 mm² ⇔ 10 m
 EAN 4000870 940808

940.80 new

LED
□
↔



⌘ White ⌘ Metal
 ⌘ Blanco ⌘ Metal
 ⌘ Bianco ⌘ Metallo



Mezzo A++-A

incl. 5x5W
 5 x 450 lm, 2700 K
 < 30°
 230 V, 36 VA
 ⌘ 160 mm 2,5 mm² ⇔ 10 m
 EAN 4000870 940822

940.82 new

LED
□
↔




Chrome Metal
Cromo Metal
Cromo Metallo



TeleComet I C-D
incl. 4x35 W, GU5,3, C
4x427 lm, 2900 K
38°, 1100 cd
230/12 V, 150 VA
160 mm 2,5 mm² ⇔ 10 m
EAN 4000870 940624
940.62
832.64



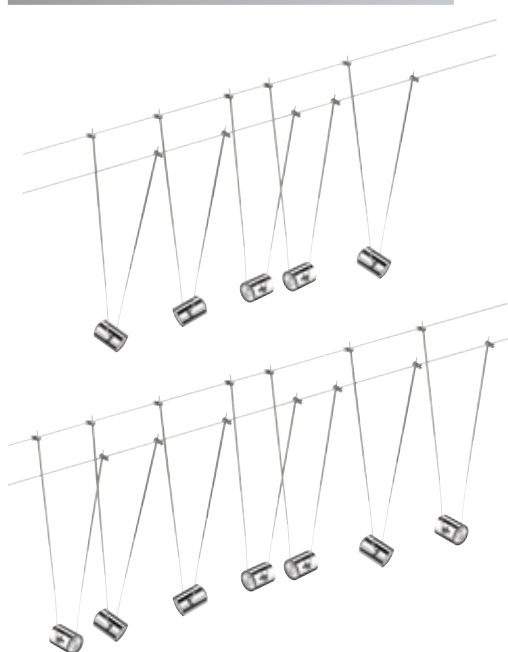
Chrome Metal/Glass
Cromo Metal/Cristal
Cromo Metallo/Vetro



Cup B-D
incl. 5x20 W, G4, C
5x254 lm, 2900 K
230/12 V, 105 VA
160 mm 2,5 mm² ⇔ 10 m
EAN 4000870 940648
940.64
831.17



Chrome Metal
Cromo Metal
Cromo Metallo



TeleComet II B-D
incl. 5x20 W, GU4, C
5x201 lm, 2900 K
30°, 470 cd
230/12 V, 105 VA
160 mm 2,5 mm² ⇔ 10 m
EAN 4000870 940594
940.59
832.47

TeleComet II B-D
incl. 7x20 W, GU4, C
7x201 lm, 2900 K
30°, 470 cd
230/12 V, 150 VA
160 mm 2,5 mm² ⇔ 12 m
EAN 4000870 940631
940.63
832.47



Chrome Metal/Glass
Cromo Metal/Cristal
Cromo Metallo/Vetro



Globe B-D
incl. 5x20 W, GU4, C
5x280 lm, 2900 K
230/12 V, 105 VA
160 mm 2,5 mm² ⇔ 10 m
EAN 4000870 940655
940.65
832.33



Chrome matt Metal/Glass
 Cromo mate Metal/Cristal
 Cromo opaco Metallo/Vetro




Globe

incl. 7x20 W, GU4, C
 7x280 lm, 2900 K
 230/12 V, 150 VA
 160 mm 4 mm² ⇄12 m
 EAN 4000870 940662

940.66
 832.33



Chrome Metal
 Cromo Metal
 Cromo Metallo



Movie

incl. 4x35 W, GU4, C
 4x350 lm, 2900 K
 30°, 960 cd
 230/12 V, 150 VA
 160 mm 2,5 mm² ⇄10 m
 EAN 4000870 940747

940.74
 832.48




Movie

incl. 8x35 W, GU4, C
 8x350 lm, 2900 K
 30°, 960 cd
 230/12 V, 300 VA
 160 mm 4 mm² ⇄12 m
 EAN 4000870 940716

940.71
 832.48



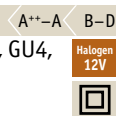
Chrome matt Metal
 Cromo mate Metal
 Cromo opaco Metallo



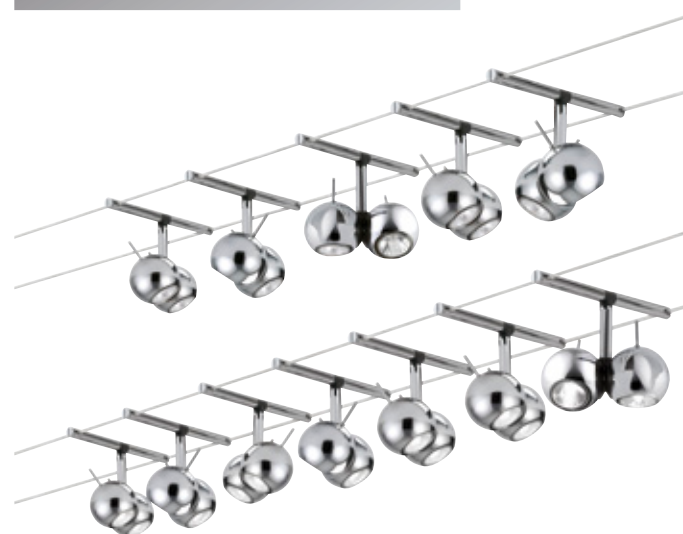
HaloLED

incl. 4x20 W / 3x1,5 W, GU4, C
 4x200 lm, 2900 K
 30°, 500 cd
 230/12 V, 105 VA
 160 mm 2,5 mm² ⇄12 m
 EAN 4000870 940709

940.70
 832.13



Chrome Metal
 Cromo Metal
 Cromo Metallo



Sphere 200

incl. 5x (2x20 W), GU4, C
 5x 2x201 lm, 2900 K
 30°, 470 cd
 230/12 V, 210 VA
 160 mm 4 mm² ⇄10 m
 EAN 4000870 976159

976.15
 832.47



Sphere 300

incl. 7x (2x20 W), GU4, C
 7x 2x201 lm, 2900 K
 30°, 470 cd
 230/12 V, 300 VA
 160 mm 4 mm² ⇄12 m
 EAN 4000870 978702

978.70
 832.47





- ☞ Chrome matt ☒ Metal
- ☞ Cromo mate ☒ Metal
- ☞ Cromo opaco ☒ Metallo



Spice Ginger 300 B-D
 incl. 7x (2x20 W), GU4, ☐ C
 7x 2x201 lm, 2900 K
 \sphericalangle 30°, 730 cd
 230/12 V, 300 VA
 ⚙️ 160 mm 4 mm² ⇔ 12 m
 EAN 4000870 972465
972.46
 ☎ 838.26



- ☞ Alu ☒ Metal/Plastic
- ☞ Aluminio ☒ Metal/Plástico
- ☞ Alluminio ☒ Metallo/Plastica



Powerline 300 B-D
 incl. 6x50 W, G53, ☐ B
 6x510 lm, 2900 K
 \sphericalangle 24°, 3500 cd
 230/12 V, 300 VA
 ⚙️ 190 mm 4 mm² ⇔ 15 m
 EAN 4000870 971802
971.80
 ☎ 832.61



- ☞ Chrome matt ☒ Metal
- ☞ Cromo mate ☒ Metal
- ☞ Cromo opaco ☒ Metallo



EasyPower 210 B-D
 incl. 4x50 W, GU5,3, ☐ B
 4x675 lm, 2900 K
 \sphericalangle 38°, 1800 cd
 230/12 V, 210 VA ⚡
 ⚙️ 160 mm 4 mm² ⇔ 12 m
 EAN 4000870 974872
974.87
 ☎ 832.46



EasyPower 300 B-D
 incl. 6x50 W, GU5,3, ☐ B
 6x675 lm, 2900 K
 \sphericalangle 38°, 1800 cd
 230/12 V, 300 VA
 ⚙️ 160 mm 4 mm² ⇔ 12 m
 EAN 4000870 974889
974.88
 ☎ 832.46



- ☞ Chrome matt ☒ Metal
- ☞ Cromo mate ☒ Metal
- ☞ Cromo opaco ☒ Metallo



Spice Salt 105 B-D
 incl. 5x20 W, GU5,3, ☐ C
 5x201 lm, 2900 K
 \sphericalangle 38°, 700 cd
 230/12 V, 105 VA
 ⚙️ 160 mm 4 mm² ⇔ 10 m
 EAN 4000870 972519
972.51
 ☎ 832.00






⚙ Chrome/Beige ⚡ Alu/Ceramic
 ⚙ Cromo/Beige
 ⚡ Aluminio/Cerámica
 ⚙ Cromo/Beige
 ⚡ Alluminio/Ceramica



Mix 105

incl. 5×20 W, GU5,3, 
 5×280 lm, 2900 K
 230/12 V, 105 VA
 ⚡ 160 mm 2,5 mm² ⇔ 10 m
 EAN 4000870 976111
976.11
 ⚡ 832.53




B-D


Halogen 12V



⚙ Black/Opal ⚡ Metal/Glass
 ⚙ Negro/Opal ⚡ Metal/Cristal
 ⚙ Nero/Opale ⚡ Metallo/Vetro



Sheela 105

incl. 5×20 W, GU5,3, 
 5×280 lm, 2900 K
 230/12 V, 105 VA
 ⚡ 160 mm 2,5 mm² ⇔ 10 m
 EAN 4000870 975350
975.35
 ⚡ 832.53




B-D

Halogen 12V



Sheela 210

incl. 6×35 W, GU5,3, 
 6×532 lm, 2900 K
 230/12 V, 210 VA
 ⚡ 160 mm 4 mm² ⇔ 10 m
 EAN 4000870 975367
975.36
 ⚡ 832.60




B-D


Halogen 12V



⚙ Chrome matt/Opal ⚡ Metal/Glass
 ⚙ Cromo mate/Opal
 ⚡ Metal/Cristal
 ⚙ Cromo opaco/Opale
 ⚡ Metallo/Vetro



Sheela 105

incl. 5×20 W, GU5,3, 
 5×280 lm, 2900 K
 230/12 V, 105 VA
 ⚡ 160 mm 2,5 mm² ⇔ 10 m
 EAN 4000870 975329
975.32
 ⚡ 832.53




B-D

Halogen 12V



Sheela 210

incl. 6×35 W, GU5,3, 
 6×532 lm, 2900 K
 230/12 V, 210 VA
 ⚡ 160 mm 4 mm² ⇔ 10 m
 EAN 4000870 975336
975.33
 ⚡ 832.60




B-D

Halogen 12V

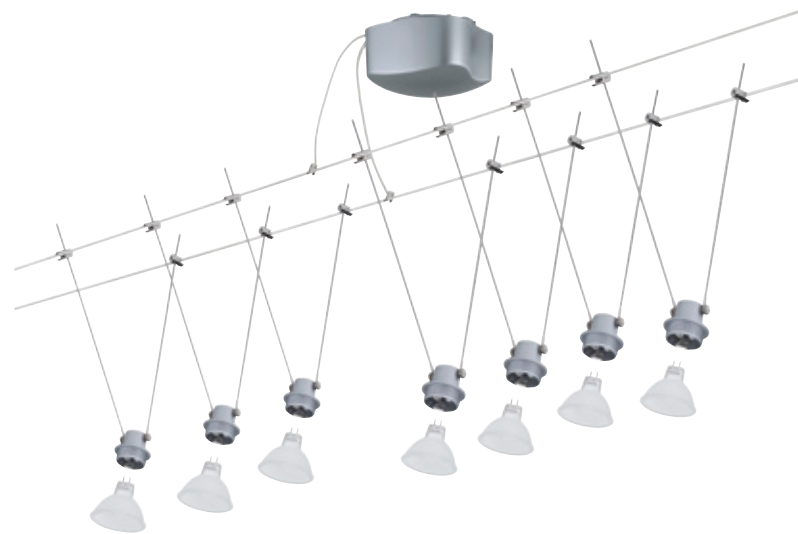





Chrome matt Metal
 Cromo mate Metal
 Cromo opaco Metallo

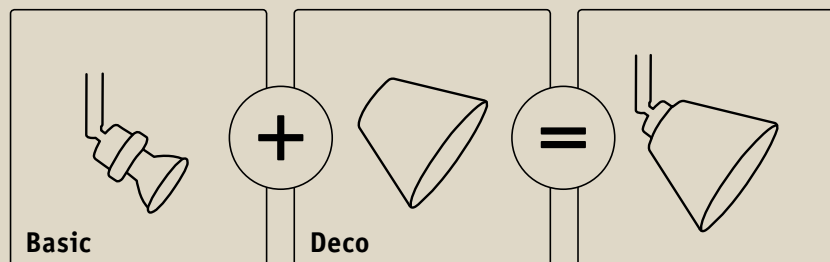


DecoSystems B-D
 incl. 5x20W, GU5,3, C
 5x280lm, 2900K
 230/12V, 105VA
 2,5mm² ↔10m
 EAN 4000870 940013
940.01
 832.53



DecoSystems B-D
 incl. 7x20W, GU5,3, C
 7x280lm, 2900K
 230/12V, 150VA
 4qmm ↔10m
 EAN 4000870 940020
940.02
 832.53

Combine your own personal lighting system
 Combine usted mismo su sistema de luz personal
 Scegliete voi stessi le combinazioni per il vostro sistema d'illuminazione personalizzato





Zyli

max. 50 W
 ⌀80 ø70 mm
 EAN 4000870 600047
600.04

- ☞ White ☐ Glass
- ☞ Blanco ☐ Cristal
- ☞ Bianco ☐ Vetro

Zyli

max. 50 W
 ⌀80 ø70 mm
 EAN 4000870 600054
600.05

- ☞ White/Black ☐ Glass
- ☞ Blanco/Negro ☐ Cristal
- ☞ Bianco/Nero ☐ Vetro

Zyli

max. 50 W
 ⌀80 ø70 mm
 EAN 4000870 600535
600.53

- ☞ Opal/Black ☐ Glass
- ☞ Opal/Negro ☐ Cristal
- ☞ Opale/Nero ☐ Vetro



Zyli

max. 50 W
 ⌀80 ø70 mm
 EAN 4000870 600542
600.54

- ☞ Opal ☐ Glass
- ☞ Opal ☐ Cristal
- ☞ Opale ☐ Vetro

Zyli

max. 50 W
 ⌀80 ø70 mm
 EAN 4000870 600061
600.06

- ☞ Brown ☐ Glass
- ☞ Marrón ☐ Cristal
- ☞ Marrone ☐ Vetro

Wolbi

max. 50 W
 ⌀80 ø90 mm
 EAN 4000870 600566
600.56

- ☞ Beige ☐ Ceramic
- ☞ Beige ☐ Cerámica
- ☞ Beige ☐ Ceramica



Wolbi

max. 50 W
 ⌀80 ø90 mm
 EAN 4000870 600078
600.07

- ☞ White ☐ Glass
- ☞ Blanco ☐ Cristal
- ☞ Bianco ☐ Vetro

Wolbi

max. 50 W
 ⌀80 ø90 mm
 EAN 4000870 600085
600.08

- ☞ White ☐ Metal
- ☞ Blanco ☐ Metal
- ☞ Bianco ☐ Metallo

Wolbi

max. 50 W
 ⌀80 ø90 mm
 EAN 4000870 600092
600.09

- ☞ White/Alu ☐ Metal
- ☞ Blanco/Aluminio ☐ Metal
- ☞ Bianco/Alluminio ☐ Metallo



Wolbi

max. 50 W
 ⌀80 ø90 mm
 EAN 4000870 600115
600.11

- ☞ Dichroic ☐ Glass
- ☞ Dicroico ☐ Cristal
- ☞ Dicroico ☐ Vetro

Wolbi

max. 50 W
 ⌀80 ø90 mm
 EAN 4000870 600160
600.16

- ☞ Black ☐ Glass
- ☞ Negro ☐ Cristal
- ☞ Nero ☐ Vetro



Kegi

max. 50 W
 ⌀80 ø110 mm
 EAN 4000870 600122
600.12

- ☞ White ☐ Glass
- ☞ Blanco ☐ Cristal
- ☞ Bianco ☐ Vetro

Kegi

max. 50 W
 ⌀80 ø110 mm
 EAN 4000870 600146
600.14

- ☞ White/Black ☐ Glass
- ☞ Blanco/Negro ☐ Cristal
- ☞ Bianco/Nero ☐ Vetro



Quad

max. 50 W
 ⌀80 ø75 mm
 EAN 4000870 600153
600.15

- ☞ White ☐ Glass
- ☞ Blanco ☐ Cristal
- ☞ Bianco ☐ Vetro


Wolbi

max. 50 W
 ⌀70 ø90 mm
 EAN 4000870 600559
600.55

- ☞ Opal ☐ Glass
- ☞ Opal ☐ Cristal
- ☞ Opale ☐ Vetro



Chrome/Satin Metal/Glass
 Cromo/Satinada Metal/Cristal
 Cromo/Satinato Metallo/Vetro



Colmar 105

incl. 5x20W, GU4, C
 5x280 lm, 2900 K
 230/12 V, 105 VA
 160 mm 2,5 mm² ⇔ 10 m
 EAN 4000870 970188

970.18

832.33



B-D

Halogen 12V

L

Colmar 150

incl. 4x35W, GU4, C
 4x532 lm, 2900 K
 196 cd
 230/12 V, 150 VA
 160 mm 2,5 mm² ⇔ 10 m
 EAN 4000870 971826

971.82

833.76



B-D

Halogen 12V

L



Chrome/Dichroic Metal/Glass
 Cromo/Dicroico Metal/Cristal
 Cromo/Dicroico Metallo/Vetro



Bali 105

incl. 5x20W, G4, C
 5x254 lm, 2900 K
 230/12 V, 105 VA
 160 mm 2,5 mm² ⇔ 10 m
 EAN 4000870 974704

974.70

831.17



B-D

Halogen 12V

L



Chrome/Satin Metal/Glass
 Cromo/Satinada Metal/Cristal
 Cromo/Satinato Metallo/Vetro



Caracas 105

incl. 5x20W, G4, C
 5x254 lm, 2900 K
 230/12 V, 105 VA
 130 mm 2,5 mm² ⇔ 10 m
 EAN 4000870 974025

974.02

831.17



B-D

Halogen 12V

L



Chrome/Transparent/Satin
 Metal/Glass
 Cromo/Trasparente/Satinada
 Metal/Cristal
 Cromo/Trasparente/Satinato
 Metallo/Vetro



Trinidad 105

incl. 5x20W, G4, C
 5x254 lm, 2900 K
 230/12 V, 105 VA
 125 mm 2,5 mm² ⇔ 10 m
 EAN 4000870 973974

973.97

831.17



B-D

Halogen 12V

L



Chrome Metal
 Cromo Metal
 Cromo Metallo



Togo 150

incl. 4x35 W, GU5,3, C
 4x532 lm, 2900 K
 230/12 V, 150 VA
 160 mm 4 mm² ⇔ 10 m
 EAN 4000870 974698



974.69
 832.60

B-D

Halogen 12V

L



Alu/Chrome Metal
 Aluminio/Cromo Metal
 Alluminio/Cromo Metallo



Cardan 150

incl. 4x35 W, GU5,3, C
 4x435 lm, 2900 K
 38°, 1100 cd
 230/12 V, 150 VA
 125 mm 2,5 mm² ⇔ 10 m
 EAN 4000870 972038



972.03
 832.09

B-D

Halogen 12V

L



Cardan 300

incl. 8x35 W, GU5,3, C
 8x435 lm, 2900 K
 38°, 1100 cd
 230/12 V, 300 VA
 125 mm 4 mm² ⇔ 15 m
 EAN 4000870 972045



972.04
 832.09

B-D

Halogen 12V

L



Chrome/Opal Metal/Glass
 Cromo/Opal Metal/Cristal
 Cromo/Opale Metallo/Vetro



Kuba 150

incl. 4x35 W, G4, C
 4x532 lm, 2900 K
 230/12 V, 150 VA
 160 mm 2,5 mm² ⇔ 10 m
 EAN 4000870 974711



974.71
 800.34 35 W
 831.17 20 W

B-D

Halogen 12V

L



Nickel satinised Metal
 Níquel satinado Metal
 Nichel satinatoq Metallo



Mac II 105

incl. 5x20 W, GU5,3, C
 5x200 lm, 2900 K
 38°, 700 cd
 230/12 V, 105 VA
 160 mm 2,5 mm² ⇔ 10 m
 EAN 4000870 975046



975.04
 833.14

B-D

Halogen 12V

L



Mac II 210

incl. 6x35 W, GU5,3, C
 6x427 lm, 2900 K
 38°, 1250 cd
 230/12 V, 210 VA
 160 mm 4 mm² ⇔ 10 m
 EAN 4000870 975053



975.05
 833.16

B-D

Halogen 12V

L



Chrome matt Metal
 Cromo mate Metal
 Cromo opaco Metallo



Mac II 60 B-D
 incl. 3x20 W, GU5,3, C
 3x200 lm, 2900 K
 \sphericalangle 38°, 700 cd
 230/12 V, 60 VA
 160 mm 2,5 mm² ⇔ 10 m
 EAN 4000870 974919
974.91
 833.14

Mac II 105 B-D
 incl. 5x20 W, GU5,3, C
 5x200 lm, 2900 K
 \sphericalangle 38°, 700 cd
 230/12 V, 105 VA
 160 mm 2,5 mm² ⇔ 10 m
 EAN 4000870 974926
974.92
 833.14

Mac II 150 B-D
 incl. 7x20 W, GU5,3, C
 7x200 lm, 2900 K
 \sphericalangle 38°, 700 cd
 230/12 V, 150 VA
 160 mm 4 mm² ⇔ 10 m
 EAN 4000870 974933
974.93
 833.14

Mac II 210 B-D
 incl. 6x35 W, GU5,3, C
 6x427 lm, 2900 K
 \sphericalangle 38°, 1250 cd
 230/12 V, 210 VA
 160 mm 4 mm² ⇔ 10 m
 EAN 4000870 974964
974.96
 833.16



White Metal
 Blanco Metal
 Bianco Metallo



Mac II 105 B-D
 incl. 5x20 W, GU5,3, C
 5x200 lm, 2900 K
 \sphericalangle 38°, 700 cd
 230/12 V, 105 VA
 160 mm 2,5 mm² ⇔ 10 m
 EAN 4000870 974988
974.98
 833.14


Mac II 150 B-D
 incl. 7x20 W, GU5,3, C
 7x200 lm, 2900 K
 \sphericalangle 38°, 700 cd
 230/12 V, 150 VA
 160 mm 4 mm² ⇔ 10 m
 EAN 4000870 974995
974.99
 833.14



Chrome Metal
 Cromo Metal
 Cromo Metallo



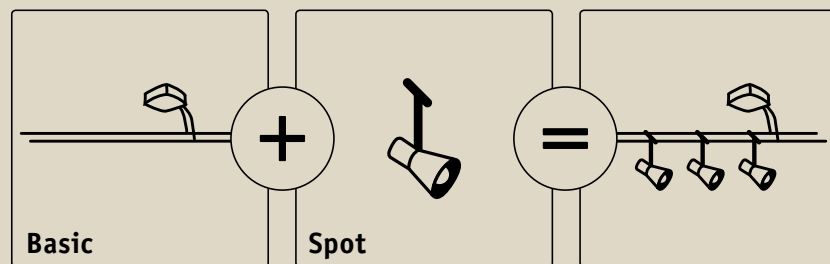
Comet 200 C-D
 incl. 5x35 W, GU5,3, C
 5x427 lm, 2900 K
 \sphericalangle 38°, 1100 cd
 230/12 V, 200 VA
 125 mm 4 mm² ⇔ 12 m
 EAN 4000870 097106
971.0
 832.64



Combine your own personal lighting system

Combine usted mismo su sistema de luz personal

Scegliete voi stessi le combinazioni per il vostro sistema d'illuminazione personalizzato



Do your own combination of cables and rails

The cable and rail systems, flexibly applicable in many situations, realise every desired illumination with a great selection of spots and pendants. On the WiRa CombiSystems items, there are 2 adapters included in each scope of delivery that allow for application on cable as well as on rail.

Haga sus propias combinaciones de cables y railes

El flexible sistema de cable y raíl, aplicable en muchísimas situaciones, permite obtener siempre la iluminación deseada con una gran paleta de focos o lámparas colgantes. En el volumen de suministro de los artículos CombiSystems WiRa se incluyen 2 adaptadores que permiten su colocación tanto en el cable como en el raíl.

Scegliete da soli le combinazioni di binari e fili

I sistemi flessibili a binario e a filo possono essere impiegati in diverse situazioni e offrono ovunque l'illuminazione desiderata con una vasta scelta di spot e sospensioni. Il volume di consegna degli articoli WiRa CombiSystems comprende anche 2 adattatori che permettono l'impiego sia su binario che su filo.



Pepper B-D
 incl. 1x35 W, G5,3, C
 532 lm, 2900 K
 12 V
 160 mm 30 mm
 110-200 cm ø132 mm
 EAN 4000870 940204
940.20
 832.60
 Chrome matt/Opal
 Metal/Glass
 Cromo mate/Opal
 Metal/Cristal
 Cromo opaco/Opale
 Metallo/Vetro

Bolo B-D
 incl. 1x20 W, G4, C
 254 lm, 2900 K
 12 V
 160 mm 30 mm
 110 cm ø70 mm
 EAN 4000870 940150
940.15
 831.17
 Chrome matt/Opal
 Metal/Glass
 Cromo mate/Opal
 Metal/Cristal
 Cromo opaco/Opale
 Metallo/Vetro

EasyPower B-D
 incl. 1x50 W, GU5,3, B
 675 lm, 2900 K
 38°, 1800 cd
 12 V
 160 mm 30 mm 130 mm ø60 mm
 ø105 mm
 EAN 4000870 940440
940.44
 832.46
 Chrome matt Metal
 Cromo mate Metal
 Cromo opaco Metallo

Salt B-D
 incl. 1x20 W, GU5,3, C
 201 lm, 2900 K
 38°, 700 cd
 12 V
 160 mm 30 mm 115 mm ø51 mm
 ø64 mm
 EAN 4000870 940235
940.23
 832.00
 Chrome matt Metal
 Cromo mate Metal
 Cromo opaco Metallo



Fennel B-D
 incl. 2x20 W, G4, C
 2x254 lm, 2900 K
 12 V
 160 mm 30 mm 36 mm 120 mm
 ø140 mm
 EAN 4000870 940280
940.28
 831.17
 Chrome matt/Satin
 Metal/Glass
 Cromo mate/Satinada
 Metal/Cristal
 Cromo opaco/Satinato
 Metallo/Vetro

Colmar B-D
 incl. 1x35 W, GU4, C
 532 lm, 2900 K
 196 cd
 12 V
 160 mm 30 mm 110 mm ø85 mm
 ø80 mm
 EAN 4000870 940167
940.16
 833.76
 Chrome/Satin Metal/Glass
 Cromo/Satinada Metal/Cristal
 Cromo/Satinato Metallo/Vetro

Tangens B-D
 incl. 1x35 W, GU5,3, C
 532 lm, 2900 K
 12 V
 160 mm 30 mm 180 mm ø65 mm
 ø150 mm
 EAN 4000870 940181
940.18
 832.60
 Brushed iron Metal
 Acero Mate Metal
 Ferro spazzolato Metallo


Techno B-D
 incl. 1x35 W, GU5,3, C
 430 lm, 2900 K
 38°, 1100 cd
 12 V
 160 mm 30 mm 170 mm ø70 mm
 ø93 mm
 EAN 4000870 940006
940.00
 832.45
 Brushed iron Metal
 Acero Mate Metal
 Ferro spazzolato Metallo



Sheela B-D
 incl. 1x35 W, GU5,3, <C>
 532 lm, 2900 K
 12 V
 160 30 120 ø65
 ø95 mm
 EAN 4000870 940457
940.45
 832.60
 Chrome matt/Opal
 Metal/Glass
 Cromo mate/Opal
 Metal/Cristal
 Cromo opaco/Opale
 Metallo/Vetro



Sheela B-D
 incl. 1x35 W, GU5,3, <C>
 532 lm, 2900 K
 12 V
 160 30 120 ø65
 ø65 mm
 EAN 4000870 940464
940.46
 832.60
 Black/Opal Metal/Glass
 Negro/Opal Metal/Cristal
 Nero/Opale Metallo/Vetro



Chrome matt Metal
 Cromo mate Metal
 Cromo opaco Metallo

Deco □ = 112-113



Spot DecoSystems A+-A
 incl. 1x3 W
 140 lm, 3000 K
 12 V
 160 30 130 95
 ø75 mm
 EAN 4000870 960165
960.16



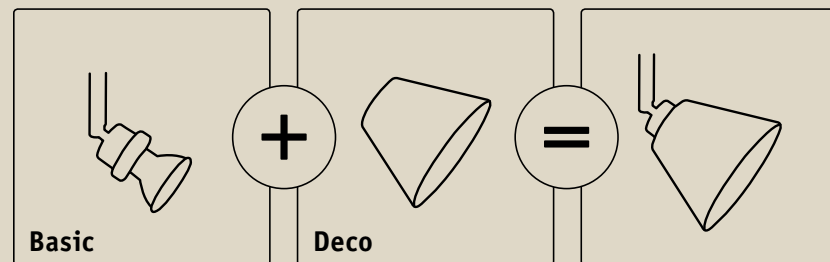
DecoSystems B-D
 incl. 1x35 W, GU5,3, <C>
 532 lm, 2900 K
 12 V
 160 30 130 95
 ø75 mm
 EAN 4000870 940327
940.32
 832.60



Combi-/DecoSystems B-D
 incl. 1x35 W, GU5,3, <C>
 532 lm, 2900 K
 12 V
 160 mm 30 mm
 110-200 cm
 EAN 4000870 960042
960.04
 832.60



Combine your own personal lighting system
 Combine usted mismo su sistema de luz personal
 Scegliete voi stessi le combinazioni per il vostro sistema d'illuminazione personalizzato



Togo B-D
 incl. 1x35 W, GU5,3, <C>
 532 lm, 2900 K
 12 V
 160 80 ø51 mm
 EAN 4000870 974735
974.73
 832.60
 Chrome Metal
 Cromo Metal
 Cromo Metallo



Powerline B-D
 incl. 1x50 W, G53,
 510 lm, 2900 K
 24°, 3500 cd
 12 V
 190 86 ø155 mm
 EAN 4000870 070598
7059
 832.61
 Alu Plastic
 Aluminio Plástico
 Alluminio Plastica




Mac II B-D
 incl. 1x35 W, GU5,3, <C>
 427 lm, 2900 K
 38°, 1250 cd
 12 V
 160 55 70 ø70 mm
 EAN 4000870 974902
974.90
 833.16
 Chrome matt Metal
 Cromo mate Metal
 Cromo opaco Metallo



Cardan B-D
 incl. 1x35 W, GU5,3, <C>
 435 lm, 2900 K
 38°, 1100 cd
 12 V
 125 100 ø110 mm
 EAN 4000870 070666
7066
 832.09
 Alu/Chrome Metal
 Aluminio/Cromo Metal
 Alluminio/Cromo Metallo



Verre satin B-D
 incl. 1x35 W, GU4, <C>
 532 lm, 2900 K
 196 cd
 12 V
 160 80 ø85 mm
 EAN 4000870 070390
7039
 833.76
 Titanium/Satin Metal/Glass
 Titan/Satinada
 Metal/Cristal
 Titanio/Satinato
 Metallo/Vetro

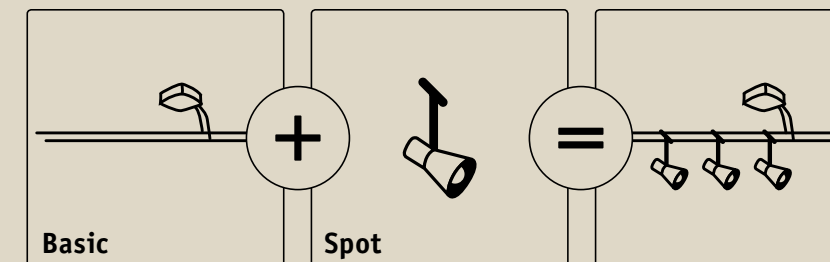



Comet A+-E
 max. 1x50 W, GU5,3
 12 V
 300 300 mm
 EAN 4000870 971130
971.1229
 832.04
 Chrome Metal
 Cromo Metal
 Cromo Metallo



Light stick A+-E
 max. 1x50 W, GU5,3
 12 V
 500 500 mm
 EAN 4000870 971239
971.229
 832.04
 Chrome Metal
 Cromo Metal
 Cromo Metallo

Combine your own personal lighting system
 Combine usted mismo su sistema de luz personal
 Scegliete voi stessi le combinazioni per il vostro sistema d'illuminazione personalizzato





2Easy Basic max. 105 W 230/12V, 105 VA ∅110 mm ∅180 mm 2,5 mm ² ⇄5 m EAN 4000870 940037 940.03	Basicsystem 150 max. 150 W 230/12V, 150 VA ∅110 mm ∅160 mm 2,5 mm ² ⇄5 m EAN 4000870 053089 5308	Basicsystem 210 max. 210 W 230/12V, 210 VA ∅110 mm ∅160 mm 4 mm ² ⇄6 m EAN 4000870 053096 5309	Basicsystem 300 max. 300 W 230/12V, 300 VA ∅110 mm ∅193 mm 4 mm ² ⇄7,5 m EAN 4000870 053102 5310
---	---	---	---

- Grey Metal, Gris Metal, Grigio Metallo
- Grey Metal, Gris Metal, Grigio Metallo
- Grey Metal, Gris Metal, Grigio Metallo
- Grey Metal, Gris Metal, Grigio Metallo



Safety tension wire, insulated
Cable tensor de seguridad, aislado
Cavo tenditore di sicurezza, isolato

4 mm ² ⇄8 m EAN 4000870 979594 979.059	6 mm ² ⇄8 m EAN 4000870 979501 979.050	4 mm ² ⇄10 m EAN 4000870 979051 979.05
2,5 mm ² ⇄12 m EAN 4000870 979693 979.069	4 mm ² ⇄12 m EAN 4000870 979556 979.055	6 mm ² ⇄12 m EAN 4000870 979471 979.047
4 mm ² ⇄100 m EAN 4000870 006566 979.057	6 mm ² ⇄100 m EAN 4000870 006573 979.067	

Safety wire terminal, for power input, 1 pair
Sujetacables de seguridad, para alimentación eléctrica, 1 unidades
Serracavo di sicurezza per l'alimentazione della corrente, 1 coppia

2x

max. 300 W
 EAN 4000870 978290
978.029

Chrome Metal, Cromo Metal, Cromo Metallo

Wire tension jack, 1 pair
Tensor, 1 unidades
Tendicavo, 1 coppia

2x

EAN 4000870 178003
178.00

Chrome Metal, Cromo Metal, Cromo Metallo

Tension fitting kit, uninsulated
Set de montaje de elementos de tensión, no aislado
Set di montaggio a trazione, non isolato

2x

4x 4x 4x

EAN 4000870 979013
979.01

Tin-plated Metal, Niquelado Metal, Stagnato Metallo

Tension fitting kit, insulated
Set de montaje de elementos de tensión, aislado
Set di montaggio a trazione, isolato

2x

4x 4x 4x

EAN 4000870 178034
178.03

Chrome Metal, Cromo Metal, Cromo Metallo

Tension fitting kit, chrome matt
Set de montaje de elementos de tensión, cromado mate
Set di montaggio a trazione, cromo opaco

2x

4x 4x 4x

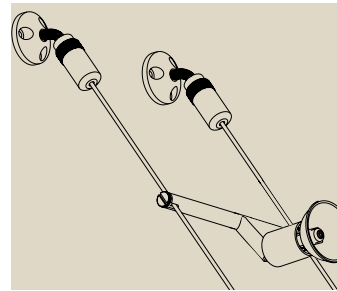
EAN 4000870 972892
972.89

Chrome matt Metal, Cromo mate Metal, Cromo opaco Metallo

Intermediate suspender
Suspensión intermedia
Sospensione intermedia

∅160 mm ∅100 cm ∅12 mm
 ⇄170 mm
 EAN 4000870 178140
178.14

Clear Plastic, Claro Plástico, Chiaro Plastica



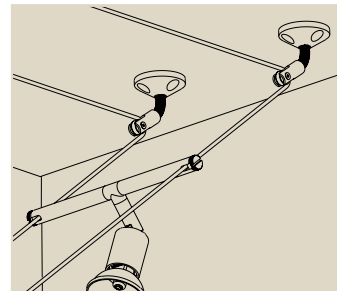
Wall tension jack, flexible, 1 pair
Tensor a pared, flexible, 2 unidades
Tenditore a parete, flessibile, 1 coppia



∅42 ∅20 mm
 EAN 4000870 178089

178.08

- ☞ Chrome matt ☒ Metal
- ☞ Cromo mate ☒ Metal
- ☞ Cromo opaco ☒ Metallo



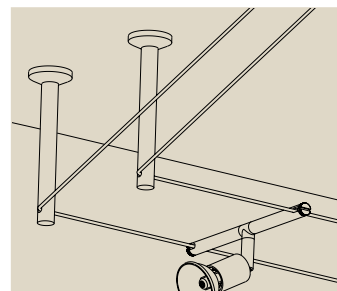
Wall-mounted diverter, 1 pair
Diversor de conexión a pared, 2 unidades
Deviatore per collegamento a parete, 1 coppia



∅42 ∅12 mm
 EAN 4000870 178102

178.10

- ☞ Chrome matt ☒ Metal
- ☞ Cromo mate ☒ Metal
- ☞ Cromo opaco ☒ Metallo



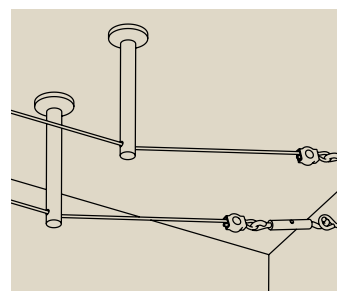
Diverter / Suspension screw-fitted mount, 1 pair
Diversor / Suspensión, para atornillar, 2 unidades
Deviatore / Sospensione, da avvitare, 1 coppia




∅165 ∅16 mm
 EAN 4000870 178065

178.06

- ☞ Chrome matt ☒ Metal
- ☞ Cromo mate ☒ Metal
- ☞ Cromo opaco ☒ Metallo



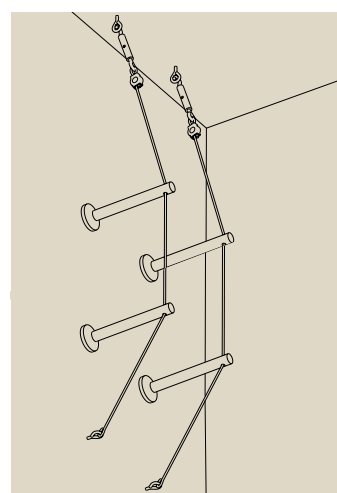
Diverter / Suspension screw-fitted mount, 1 pair
Diversor / Suspensión, para atornillar, 2 unidades
Deviatore / Sospensione, da avvitare, 1 coppia




∅165 ∅16 mm
 EAN 4000870 178249

178.24

- ☞ Chrome ☒ Metal
- ☞ Cromo ☒ Metal
- ☞ Cromo ☒ Metallo



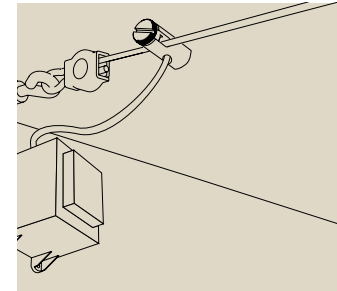
Tension fitting kit
Set de montaje de elementos de tensión
Set di montaggio a trazione



∅165 ∅16 mm
 EAN 4000870 178348

178.34

- ☞ Chrome ☒ Metal
- ☞ Cromo ☒ Metal
- ☞ Cromo ☒ Metallo



Power Input, 1 pair
Alimentación Eléctrica, 2 unidades
Alimentazione, 1 coppia

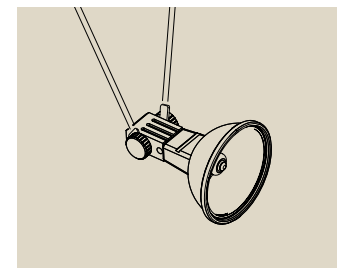


max. 300 W
 12 V

∅30 mm ∅12 mm 6 mm²
 EAN 4000870 972830

972.83

- ☞ Chrome matt ☒ Metal
- ☞ Cromo mate ☒ Metal
- ☞ Cromo opaco ☒ Metallo



Socket bulb fitting for wire systems
Portalámparas Socket, para sistemas de cables
Porta-lampada Socket per sistemi a cavi

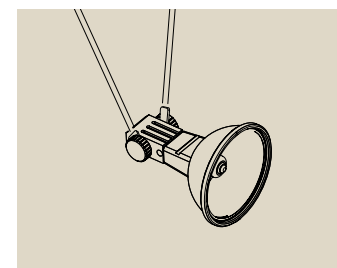


max. 1×35 W, G4
 12 V

EAN 4000870 978412

978.41

- ☞ Black ☒ Metal
- ☞ Negro ☒ Metal
- ☞ Nero ☒ Metallo



Socket bulb fitting for wire systems
Portalámparas Socket, para sistemas de cables
Porta-lampada Socket per sistemi a cavi

max. 1×50 W, GX5,3
 12 V

EAN 4000870 978450

978.45

- ☞ Black ☒ Metal
- ☞ Negro ☒ Metal
- ☞ Nero ☒ Metallo

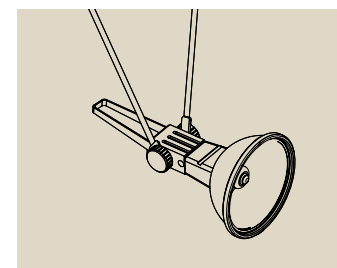


max. 1×50 W, GX5,3
 12 V

EAN 4000870 978443

978.44

- ☞ White ☒ Metal
- ☞ Blanco ☒ Metal
- ☞ Bianco ☒ Metallo



Kolibri bulb fitting for wire systems
Portalámparas Kolibri, para sistemas de cables
Porta-lampada Colibri per sistemi a cavi

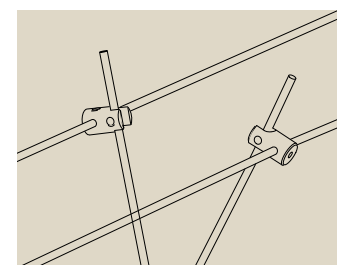


max. 1×50 W, GX5,3
 12 V

EAN 4000870 975176

975.17

- ☞ Black ☒ Metal
- ☞ Negro ☒ Metal
- ☞ Nero ☒ Metallo



Wire block for wire systems max. 150W / rod systems max. 300W, double pack
Cilindro para sistemas de cables máx. 150W / Sistemas de barras máx. 300W pack de dos unidades
Bloccchetto del cavo per sistemi a cavi max. 150W / sistemi ad aste max. 300W in confezione doppia



max. 150 W
 12 V

EAN 4000870 978191

978.019

- ☞ Chrome ☒ Metal
- ☞ Cromo ☒ Metal
- ☞ Cromo ☒ Metallo

Rail

129 URail
162 Rail 12 V



130 Spot Pillow



130 Spot Flood



130 Spot Inline



161 Line Connector



www.paulmann.com/URail/all

951.80 + 950.16

URail – the flexible 230V rail system from Paulmann


Maximal multifunctionality: URail is the universal 230 V-rail system for direct ceiling mounting or otherwise with ceiling clearance and that completely without transformer. Complete sets, spots (3 different types), pendants and the rails are available in the material colours chrome matt, chrome polished, or white.

URail – El flexible sistema de raíles a 230V de Paulmann

Máxima versatilidad: URail es el sistema universal de raíles de 230 V para el montaje directo en el techo o con separación opcional del techo, sin necesidad de transformador. Tanto juegos completos como focos (en 3 diferentes tecnologías de iluminación), lámparas colgantes y raíles están disponibles en material de color cromo mate, cromo brillante o blanco.

URail – Il sistema di illuminazione a binario flessibile da 230 V Paulmann

Massima versatilità: URail è il sistema di illuminazione universale a binario da 230 V per il montaggio diretto a soffitto o, a scelta, con distanza dal soffitto. Il tutto senza l'impiego di trasformatore. Set completi, spot (in tre soluzioni illuminotecniche), sospensioni e binari disponibili nei colori cromo opaco, cromo brillante o bianco.




- Transparent Plástico
- Trasparente Plástico
- Trasparente Plastica

Spot Inline

incl. 1x2 W
40lm, 2700 K
230 V
∅18 ⇄276 ∅7 mm
EAN 4000870 951293
951.29 new



- CM
- Chrome matt Metal
 - Cromo mate Metal
 - Cromo opaco Metallo



Spot Pillow

incl. 1x24 W / 1x5 W
1500 lm, 240lm, 2700 K
∠ 110°, 560 cd
230 V
∅290-390 ⇄230 ∅130 mm
EAN 4000870 951231
951.23 new



- CM
- Chrome matt/Chrome Metal
 - Cromo mate/Cromo Metal
 - Cromo opaco/Cromo Metallo

Spot Flood

incl. 1x10 W
340 lm, 2700 K
∠ 55°, 434 cd
230 V
∅150 ⇄180 ∅60 mm
EAN 4000870 951767
951.76 new



- CM
- Chrome matt/Chrome Metal
 - Cromo mate/Cromo Metal
 - Cromo opaco/Cromo Metallo

Spot Loupe

incl. 1x10 W
725 lm, 2700 K
∠ 60°, 601 cd
230 V
∅198 ⇄180 ∅119 mm
EAN 4000870 951781
951.78 new



- CM
- Chrome matt/Chrome Metal
 - Cromo mate/Cromo Metal
 - Cromo opaco/Cromo Metallo

Spot Scene

incl. 1x10 W
818 lm, 2700 K
∠ 60°, 724 cd
230 V
∅158 ⇄200 ∅58 mm
EAN 4000870 951804
951.80 new



- CM
- Chrome matt/Chrome Metal
 - Cromo mate/Cromo Metal
 - Cromo opaco/Cromo Metallo

Spot Channel

incl. 1x10 W
433 lm, 3000 K
∠ 31°, 1000 cd
230 V
∅150 ⇄161 ∅50 mm
EAN 4000870 951118
951.11



- CM
- Chrome matt/Chrome Metal
 - Cromo mate/Cromo Metal
 - Cromo opaco/Cromo Metallo

Spot Vision

incl. 1x10 W
433 lm, 3000 K
∠ 31°, 1000 cd
230 V
∅147 ⇄145 ∅61 mm
EAN 4000870 951149
951.14



- CM
- Chrome matt Metal
 - Cromo mate Metal
 - Cromo opaco Metallo

Spot Linear

incl. 2x6 W
2x500 lm, 3000 K
∠ 30°, 2x200 cd
230 V
∅125 ⇄230 ∅65 mm
EAN 4000870 950388
950.38





CM
 Chrome matt Metal
 Cromo mate Metal
 Cromo opaco Metallo



Spot TecLed A++-A
 incl. 1x9 W
 350 lm, 3000 K
 \sphericalangle 23°, 2000 cd
 230 V
 \updownarrow160 \leftrightarrow105 \curvearrowright85 mm
 EAN 4000870 950876
950.87



CM
 Chrome matt/Chrome Metal
 Cromo mate/Cromo Metal
 Cromo opaco/Cromo Metallo



Spot Borelli A++-E
 incl. 1x6,5 W, GU10
 425 lm, 2700 K
 \sphericalangle 38°, 950 cd
 230 V
 \updownarrow165 \varnothing51 \leftrightarrow100 \curvearrowright51 mm
 EAN 4000870 951545
951.54 new



CM
 Chrome matt Metal
 Cromo mate Metal
 Cromo opaco Metallo



Spot TecLed A++-A
 incl. 2x9 W
 2x350 lm, 3000 K
 \sphericalangle 23°, 2000 cd
 230 V
 \updownarrow160 \leftrightarrow170 \curvearrowright85 mm
 EAN 4000870 950883
950.88



CM
 Chrome matt/White
 Metal/Glass
 Cromo mate/Blanco
 Metal/Cristal
 Cromo opaco/Bianco
 Metallo/Vetro



Spot Wolbi A++-E
 incl. 1x3,5 W, GZ10, A+
 250 lm, 2700 K
 230 V
 \updownarrow150 \varnothing100 \curvearrowright135 mm
 EAN 4000870 951811
951.81 new



CM
 Chrome matt Metal
 Cromo mate Metal
 Cromo opaco Metallo



Spot Ledmanz1 A++-A
 incl. 1x3 W
 250 lm, 3000 K
 700 cd
 230 V
 \updownarrow165 \varnothing55 \curvearrowright80 mm
 EAN 4000870 950364
950.36



CM
 Chrome matt Metal
 Cromo mate Metal
 Cromo opaco Metallo



Spot Mega A++-E
 incl. 1x3 W, GU10, A+
 135 lm, 2700 K
 \sphericalangle 100°, 65 cd
 230 V
 \updownarrow165 \varnothing70 \curvearrowright90 mm
 EAN 4000870 951217
951.21



CM
 Chrome matt Metal
 Cromo mate Metal
 Cromo opaco Metallo



Spot Ledmanz2 A++-A
 incl. 1x3 W
 250 lm, 3000 K
 700 cd
 230 V
 \updownarrow150 \varnothing55 \curvearrowright100 mm
 EAN 4000870 950371
950.37



CM
 Chrome matt Metal
 Cromo mate Metal
 Cromo opaco Metallo



Spot Rumas A++-E
 incl. 1x3 W, GU10, A+
 135 lm, 2700 K
 \sphericalangle 100°, 65 cd
 230 V
 \updownarrow115 \varnothing55 \curvearrowright130 mm
 EAN 4000870 951224
951.22



CM

- ☞ Chrome matt/Opal ☒ Metal/Glass
- ☞ Cromo mate/Opal
- ☒ Metal/Cristal
- ☞ Cromo opaco/Opale
- ☒ Metallo/Vetro

☎ 282.24



Spot Kundry A++-E

incl. 1x3 W, GU10, LED

250 lm, 2700 K

230 V

☎175 ø60 ☞140 mm

EAN 4000870 951170

951.17



CM

- ☞ Chrome matt/White
- ☒ Metal/Glass
- ☞ Cromo mate/Bianco
- ☒ Metal/Cristal
- ☞ Cromo opaco/Bianco
- ☒ Metallo/Vetro

☎ 282.24



Spot Quad A++-E

incl. 1x3 W, GZ10, LED

250 lm, 2700 K

230 V

☎150 ø100 ☞135 mm

EAN 4000870 951187

951.18



CM

- ☞ Chrome matt/Satin
- ☒ Metal/Glass
- ☞ Cromo mate/Satinada
- ☒ Metal/Cristal
- ☞ Cromo opaco/Satinato
- ☒ Metallo/Vetro

☎ 282.24



Spot Phara A++-E

incl. 1x3 W, GU10, LED


250 lm, 2700 K

230 V

☎180 ø75 ☞145 mm

EAN 4000870 951194

951.19



CM

- ☞ Chrome matt ☒ Metal
- ☞ Cromo mate ☒ Metal
- ☞ Cromo opaco ☒ Metallo

☎ 894.09



Spot Pharus A-B

incl. 1x9 W, E14, Energy Saver

405 lm, 2700 K

230 V

☎150 ☞55 ☞225 mm

EAN 4000870 968499

968.49



CM

- ☞ Chrome matt ☒ Metal
- ☞ Cromo mate ☒ Metal
- ☞ Cromo opaco ☒ Metallo

☎ 894.09



Spot Pherus A-B

incl. 1x9 W, E14, Energy Saver

405 lm, 2700 K

230 V

☎160 ø40 ☞200 mm

EAN 4000870 976661

976.66



CM

- ☞ Chrome matt ☒ Metal
- ☞ Cromo mate ☒ Metal
- ☞ Cromo opaco ☒ Metallo

☎ 832.46



Spot Tecno B-D

incl. 1x50 W, GU5,3, Halogen 12V

675 lm, 2900 K

☎ 38°, 1800 cd

230/12 V, 70 VA

☎180 ☞83 ☞112 mm

EAN 4000870 950890

950.89



CM

- ☞ Chrome matt ☒ Metal
- ☞ Cromo mate ☒ Metal
- ☞ Cromo opaco ☒ Metallo

☎ 800.47



Spot Tecno B-D

incl. 2x35 W, GU5,3, Halogen 12V

2x430 lm, 2900 K

☎ 38°, 1100 cd

230/12 V, 70 VA

☎180 ☞83 ☞183 mm

EAN 4000870 950906

950.90



CM

- ☞ Chrome matt ☒ Metal
- ☞ Cromo mate ☒ Metal
- ☞ Cromo opaco ☒ Metallo

☎ 833.35



Spot Gurnemanz B-D

incl. 1x50 W, GU5,3, Halogen 12V

728 lm, 2900 K

☎ 10°, 10000 cd

230/12 V, 60 VA

☎165 ☞115 ☞85 mm

EAN 4000870 968444

968.44



CM

☞ Chrome matt/Dichroic ☒ Metal/Glass
 ☞ Cromo mate/Dicroico ☒ Metal/Cristal
 ☞ Cromo opaco/Dicroico ☒ Metallo/Vetro

Set Dichroic D-E
 incl. 4x40W, GZ10,
 4x586 lm, 2700 K
 230 V
 ⇔2,05 m
 EAN 4000870 950937
950.93

☞ 800.44 40W
 281.87 3,5W



CM

☞ Chrome matt/White ☒ Metal/Glass
 ☞ Cromo mate/Blanco ☒ Metal/Cristal
 ☞ Cromo opaco/Bianco ☒ Metallo/Vetro

Set Zyli D-E
 incl. 4x40W, GZ10,
 4x586 lm, 2700 K
 230 V
 ⇔2,05 m
 EAN 4000870 950951
950.95

☞ 800.44 40W
 281.87 3,5W



CM

☞ Chrome matt ☒ Metal
 ☞ Cromo mate ☒ Metal
 ☞ Cromo opaco ☒ Metallo

Spot Barelli D-E
 incl. 1x50W, GU10,
 290 lm, 2900 K
 < 30°, 700 cd
 230 V
 ⌀165 ø51 ⌀100 mm
 EAN 4000870 968468
968.46

☞ 836.44

Set Barelli D-E
 incl. 4x50W, GU10,
 4x290 lm, 2900 K
 < 30°, 700 cd
 230 V
 ⇔2,05 m
 EAN 4000870 968376
968.37



CM

☞ Chrome matt/Opal ☒ Metal/Glass
 ☞ Cromo mate/Opal ☒ Metal/Cristal
 ☞ Cromo opaco/Opale ☒ Metallo/Vetro

Spot Barelli D-E
 incl. 1x40W, GZ10,
 586 lm, 2700 K
 230 V
 ⌀175 ø85 ⌀105 mm
 EAN 4000870 968475
968.47

☞ 800.44 40W
 281.87 3,5W

Set Barelli D-E
 incl. 4x40W, GZ10,
 4x586 lm, 2700 K
 230 V
 ⇔2,05 m
 EAN 4000870 968369
968.36



CM

☞ Chrome matt ☒ Metal
 ☞ Cromo mate ☒ Metal
 ☞ Cromo opaco ☒ Metallo

Spot Mega D-E
 incl. 1x40W, GU10,
 300 lm, 2900 K
 < 30°, 900 cd
 230 V
 ⌀165 ø70 ⌀95 mm
 EAN 4000870 951682
951.68 new

☞ 800.36

Set Mega D-E
 incl. 4x40W, GU10,
 4x300 lm, 2900 K
 < 30°, 900 cd
 230 V
 ⇔2,05 m
 EAN 4000870 951699
951.69 new



CM

☞ Chrome matt ☒ Metal
 ☞ Cromo mate ☒ Metal
 ☞ Cromo opaco ☒ Metallo

Spot Ring D-E
 incl. 1x40W, GU10,
 300 lm, 2900 K
 < 30°, 900 cd
 230 V
 ⌀200 ø85 ⌀120 mm
 EAN 4000870 951729
951.72 new

☞ 800.36

Set Ring D-E
 incl. 4x40W, GU10,
 4x300 lm, 2900 K
 < 30°, 900 cd
 230 V
 ⇔2,05 m
 EAN 4000870 951736
951.73 new



CM
 Chrome matt/Black Metal
 Cromo mate/Negro Metal
 Cromo opaco/Nero Metallo

836.35



Spot Klingsor D-E
 Halogen 230V
 incl. 1x50 W, GU10, D
 292 lm, 2900 K
 30°, 800 cd
 230 V
 170 ø51 145 mm
 EAN 4000870 968437
968.43



CM
 Chrome matt/Opal/Black Metal/Glass
 Cromo mate/Opal/Negro Metal/Cristal
 Cromo opaco/Opale/Nero Metallo/Vetro

800.32



Spot Titurel D-E
 Halogen 230V
 incl. 1x42 W, G9, D
 625 lm, 2800 K
 230 V
 225 ø60 150 mm
 EAN 4000870 968413
968.41



CM
 Chrome matt/Alu Metal
 Cromo mate/Aluminio Metal
 Cromo opaco/Alluminio Metallo

800.32



Spot Amfortas D-E
 Halogen 230V
 incl. 1x42 W, G9, D
 625 lm, 2800 K
 230 V
 225 ø60 140 mm
 EAN 4000870 968406
968.40



Spot Amfortas D-E
 Halogen 230V
 incl. 4x42 W, G9, D
 4x625 lm, 2800 K
 230 V
 2,05 m
 EAN 4000870 968536
968.53



CM
 Chrome matt Metal
 Cromo mate Metal
 Cromo opaco Metallo

229.53



Spot Roncalli D-E
 Halogen 230V
 incl. 1x50 W, GU10, E
 208 lm, 2900 K
 24°, 1300 cd
 230 V
 200 ø111 105 mm
 EAN 4000870 968451
968.45



Set Roncalli D-E
 Halogen 230V
 incl. 4x50 W, GU10, E
 4x208 lm, 2900 K
 24°, 1300 cd
 230 V
 2,05 m
 EAN 4000870 968529
968.52



CM
 Chrome matt/Opal Metal/Glass
 Cromo mate/Opal Metal/Cristal
 Cromo opaco/Opale Metallo/Vetro

800.44 40W
 281.87 3,5W



Spot Kundry D-E
 Halogen 230V
 incl. 1x40 W, GZ10, D
 586 lm, 2700 K
 230 V
 200 ø60 120 mm
 EAN 4000870 968420
968.42




CM
 Chrome matt/Alu Metal
 Cromo mate/Aluminio Metal
 Cromo opaco/Alluminio Metallo




CM
 Chrome matt/Opal Glass
 Cromo mate/Opal Cristal
 Cromo opaco/Opale Vetro

800.44 40W
 281.87 3,5W



LED Pendulum Barrel A**-A
 LED
 incl. 1x6 W
 370 lm, 2700 K
 106°, 139 cd
 230 V
 135 cm
 EAN 4000870 951774
951.77 new




Pendulum Sarrasani D-E
 Halogen 230V
 incl. 1x40 W, GZ10, D
 586 lm, 2700 K
 230 V
 135 cm
 EAN 4000870 950913
950.91



CM
 Chrome matt/Dichroic Glass
 Cromo mate/Dicroico Cristal
 Cromo opaco/Dicroico Vetro

800.44 40W
 281.87 3,5W

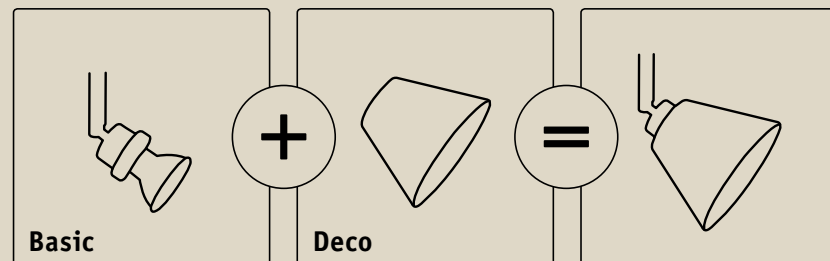


Pendulum Sarrasani D-E
 Halogen 230V
 incl. 1x40 W, GZ10, D
 586 lm, 2700 K
 230 V
 135 cm
 EAN 4000870 950920
950.92



600.11 + 950.44 + 950.13

Combine your own personal lighting system
 Combine usted mismo su sistema de luz personal
 Scegliete voi stessi le combinazioni per il vostro sistema d'illuminazione personalizzato



CM

- ☞ Chrome matt ☒ Metal
- ☞ Cromo mate ☒ Metal
- ☞ Cromo opaco ☒ Metallo

Basic-Spot A++-A

incl. 1x3 W

140 lm, 3000 K

230/12 V

⌀150 ø40 ⌀65 mm

EAN 4000870 950395

950.39

CM

- ☞ Chrome matt ☒ Metal
- ☞ Cromo mate ☒ Metal
- ☞ Cromo opaco ☒ Metallo

Basic-Spot A++-E

incl. 1x3,5 W, GZ10, <A>

250 lm, 2700 K

230 V

⌀125 ø51 ⌀50 mm

EAN 4000870 951828

951.82 new

CM

- ☞ Chrome matt ☒ Metal
- ☞ Cromo mate ☒ Metal
- ☞ Cromo opaco ☒ Metallo

Basic-Pendulum A++-E

incl. 1x3,5 W, GZ10, <A>

250 lm, 2700 K

230 V

⌀135 cm

EAN 4000870 951835

951.83 new

CM

- ☞ Chrome matt ☒ Metal
- ☞ Cromo mate ☒ Metal
- ☞ Cromo opaco ☒ Metallo

Basic-Set A++-E

incl. 4x3,5 W, GZ10, <A>

4x250 lm, 2700 K

230 V

↔2 m

EAN 4000870 951842

951.84 new

CM

- ☞ Chrome matt ☒ Metal
- ☞ Cromo mate ☒ Metal
- ☞ Cromo opaco ☒ Metallo

Basic-Pendulum A-B

incl. 1x9 W, GZ10 / GU10,

445 lm, 2700 K

230 V

⌀135 cm

EAN 4000870 950104

950.10

CM

- ☞ Chrome matt ☒ Metal
- ☞ Cromo mate ☒ Metal
- ☞ Cromo opaco ☒ Metallo

Basic-Spot A-B

incl. 1x9 W, GZ10 / GU10, <A>

445 lm, 2700 K

230 V

⌀125 ø51 ⌀50 mm

EAN 4000870 950227

950.22

CM

- ☞ Chrome matt ☒ Metal
- ☞ Cromo mate ☒ Metal
- ☞ Cromo opaco ☒ Metallo

Basic-Pendulum D-E

incl. 1x40 W, GZ10, <D>

586 lm, 2700 K

230 V

⌀135 cm

EAN 4000870 950135

950.13

CM

- ☞ Chrome matt ☒ Metal
- ☞ Cromo mate ☒ Metal
- ☞ Cromo opaco ☒ Metallo

Basic-Spot D-E

incl. 1x40 W, GZ10, <D>

586 lm, 2700 K

230 V

⌀125 ø51 ⌀50 mm

EAN 4000870 950197

950.19

CM

- ☞ Chrome matt ☒ Metal
- ☞ Cromo mate ☒ Metal
- ☞ Cromo opaco ☒ Metallo

Basic-Set D-E

incl. 4x40 W, GZ10, <D>

4x586 lm, 2700 K

230 V

↔2,05 m

EAN 4000870 950449

950.44



Zyli

max. 50 W
 ⌀80 ø70 mm
 EAN 4000870 600047
600.04

- ☞ White ☐ Glass
- ☞ Blanco ☐ Cristal
- ☞ Bianco ☐ Vetro

Zyli

max. 50 W
 ⌀80 ø70 mm
 EAN 4000870 600054
600.05

- ☞ White/Black ☐ Glass
- ☞ Blanco/Negro ☐ Cristal
- ☞ Bianco/Nero ☐ Vetro

Zyli

max. 50 W
 ⌀80 ø70 mm
 EAN 4000870 600535
600.53

- ☞ Opal/Black ☐ Glass
- ☞ Opal/Negro ☐ Cristal
- ☞ Opale/Nero ☐ Vetro



Zyli

max. 50 W
 ⌀80 ø70 mm
 EAN 4000870 600542
600.54

- ☞ Opal ☐ Glass
- ☞ Opal ☐ Cristal
- ☞ Opale ☐ Vetro

Zyli

max. 50 W
 ⌀80 ø70 mm
 EAN 4000870 600061
600.06

- ☞ Brown ☐ Glass
- ☞ Marrón ☐ Cristal
- ☞ Marrone ☐ Vetro

Wolbi

max. 50 W
 ⌀80 ø90 mm
 EAN 4000870 600566
600.56

- ☞ Beige ☐ Ceramic
- ☞ Beige ☐ Cerámica
- ☞ Beige ☐ Ceramica



Wolbi

max. 50 W
 ⌀80 ø90 mm
 EAN 4000870 600078
600.07

- ☞ White ☐ Glass
- ☞ Blanco ☐ Cristal
- ☞ Bianco ☐ Vetro

Wolbi

max. 50 W
 ⌀80 ø90 mm
 EAN 4000870 600085
600.08

- ☞ White ☐ Metal
- ☞ Blanco ☐ Metal
- ☞ Bianco ☐ Metallo

Wolbi

max. 50 W
 ⌀80 ø90 mm
 EAN 4000870 600092
600.09

- ☞ White/Alu ☐ Metal
- ☞ Blanco/Aluminio ☐ Metal
- ☞ Bianco/Alluminio ☐ Metallo



Wolbi


max. 50 W
 ⌀80 ø90 mm
 EAN 4000870 600115
600.11

- ☞ Dichroic ☐ Glass
- ☞ Dicroico ☐ Cristal
- ☞ Dicroico ☐ Vetro

Wolbi

max. 50 W
 ⌀80 ø90 mm
 EAN 4000870 600160
600.16

- ☞ Black ☐ Glass
- ☞ Negro ☐ Cristal
- ☞ Nero ☐ Vetro



Kegi

max. 50 W
 ⌀80 ø110 mm
 EAN 4000870 600122
600.12

- ☞ White ☐ Glass
- ☞ Blanco ☐ Cristal
- ☞ Bianco ☐ Vetro

Kegi

max. 50 W
 ⌀80 ø110 mm
 EAN 4000870 600146
600.14

- ☞ White/Black ☐ Glass
- ☞ Blanco/Negro ☐ Cristal
- ☞ Bianco/Nero ☐ Vetro



Quad

max. 50 W
 ⌀80 ø75 mm
 EAN 4000870 600153
600.15

- ☞ White ☐ Glass
- ☞ Blanco ☐ Cristal
- ☞ Bianco ☐ Vetro

Wolbi

max. 50 W
 ⌀70 ø90 mm
 EAN 4000870 600559
600.55

- ☞ Opal ☐ Glass
- ☞ Opal ☐ Cristal
- ☞ Opale ☐ Vetro

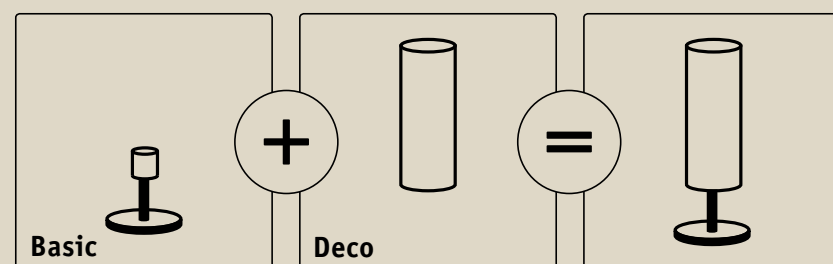


998.43 + 950.03 + 998.40

Combine your own personal lighting system

Combine usted mismo su sistema de luz personal

Scegliete voi stessi le combinazioni per il vostro sistema d'illuminazione personalizzato



CM


- ☞ Chrome matt ☒ Metal
- ☞ Cromo mate ☒ Metal
- ☞ Cromo opaco ☒ Metallo

☎ 894.11



Basic-Pendulum

incl. 1x11 W, E27, **B**
 550 Lm, 2700 K
 230 V
 ⚡150 cm
 EAN 4000870 950036
950.03



Spira

⚡280 ø100 mm
 EAN 4000870 701775
701.77

- ☞ Opal/Clear ☒ Glass
- ☞ Opal/Claro ☒ Cristal
- ☞ Opale/Chiaro ☒ Vetro



Arazzo

⚡280 ø80 mm
 EAN 4000870 700020
700.02


- ☞ Opal/Brown ☒ Glass
- ☞ Opal/Marrón ☒ Cristal
- ☞ Opale/Marrone ☒ Vetro



Volta

⚡280 ø130 mm
 EAN 4000870 998649
998.64

- ☞ White/Transparent ☒ Glass
- ☞ Blanco/Trasparente ☒ Cristal
- ☞ Bianco/Trasparente ☒ Vetro



Biodola

⚡450 ø120 mm
 EAN 4000870 998441
998.44

- ☞ Opal/Black ☒ Glass
- ☞ Opal/Negro ☒ Cristal
- ☞ Opale/Nero ☒ Vetro



Biodola

⚡385 ø120 mm
 EAN 4000870 700013
700.01

- ☞ Opal/Brown ☒ Glass
- ☞ Opal/Marrón ☒ Cristal
- ☞ Opale/Marrone ☒ Vetro



Biodola

⚡450 ø120 mm
 EAN 4000870 998434
998.43

- ☞ Opal ☒ Glass
- ☞ Opal ☒ Cristal
- ☞ Opale ☒ Vetro



Biodola

⚡320 ø115 mm
 EAN 4000870 700006
700.00

- ☞ Chrome matt ☒ Glass
- ☞ Cromo mate ☒ Cristal
- ☞ Cromo opaco ☒ Vetro



Alura

⚡280 ø85 mm
 EAN 4000870 998601
998.60

- ☞ Chrome matt ☒ Alu
- ☞ Cromo mate ☒ Aluminio
- ☞ Cromo opaco ☒ Alluminio



Livo

⚡280 ø75 mm
 EAN 4000870 998427
998.42

- ☞ Opal ☒ Glass
- ☞ Opal ☒ Cristal
- ☞ Opale ☒ Vetro



Livo

⚡280 ø75 mm
 EAN 4000870 998410
998.41

- ☞ Black/Opal ☒ Glass
- ☞ Negro/Opal ☒ Cristal
- ☞ Nero/Opale ☒ Vetro



- Transparent Plastic
- Trasparente Plástico
- Trasparente Plastica

Spot Inline

incl. 1x2 W
40lm, 2700 K
230 V
⌀18 ⇄276 ⌀7 mm
EAN 4000870 951293
951.29 new

A++-A
LED



- W
- White/Chrome Metal
 - Blanco/Cromo Metal
 - Bianco/Cromo Metallo

Spot Channel

incl. 1x10 W
433 lm, 3000 K
⊲ 31°, 1000 cd
230 V
⌀150 ⇄161 ⌀50 mm
EAN 4000870 951125
951.12

A++-A
LED



- W
- White Metal
 - Blanco Metal
 - Bianco Metallo

Spot TecLed

incl. 1x9 W
350 lm, 3000 K
⊲ 23°, 2000 cd
230 V
⌀160 ⇄105 ⌀85 mm
EAN 4000870 951637
951.63

A++-A
LED



- W
- White Metal
 - Blanco Metal
 - Bianco Metallo

Spot TecLed

incl. 2x9 W
2x350 lm, 3000 K
⊲ 23°, 2000 cd
230 V
⌀160 ⇄170 ⌀85 mm
EAN 4000870 951644
951.64

A++-A
LED



- W
- White/Chrome Metal
 - Blanco/Cromo Metal
 - Bianco/Cromo Metallo

Spot Barelli

incl. 1x6,5 W, GU10
425 lm, 2700 K
⊲ 38°, 950 cd
230 V
⌀165 ø51 ⇄100 ⌀51 mm
EAN 4000870 951552
951.55 new

LED

€ 283.00



- W
- White Metal
 - Blanco Metal
 - Bianco Metallo

Spot Tecno

incl. 1x50 W, GU5,3, B
675 lm, 2900 K
⊲ 38°, 1800 cd
230/12 V, 70 VA
⌀180 ⇄83 ⌀112 mm
EAN 4000870 951651
951.65

B-D
Halogen 12V

€ 832.46



- W
- White Metal
 - Blanco Metal
 - Bianco Metallo

Spot Tecno

incl. 2x35 W, GU5,3, C
2x430 lm, 2900 K
⊲ 38°, 1100 cd
230/12 V, 70 VA
⌀180 ⇄83 ⌀183 mm
EAN 4000870 951668
951.66

C-D
Halogen 12V

€ 800.47



- W
- White Metal
 - Blanco Metal
 - Bianco Metallo

Spot Gurnemanz

incl. 1x50 W, GU5,3, B
728 lm, 2900 K
⊲ 10°, 10000 cd
230/12 V, 60 VA
⌀165 ⇄115 ⌀85 mm
EAN 4000870 953136
953.13

B-D
Halogen 12V

€ 833.35



- W**
- White Metal
 - Blanco Metal
 - Bianco Metallo

836.56



Spot Barelli D-E
 incl. 1x50 W, GU10, **D**
 290 lm, 2900 K
 \sphericalangle 35°, 800 cd
 230 V
 \updownarrow165 \varnothing51 \varnothing100 mm
 EAN 4000870 950081
950.08



- W**
- White Metal
 - Blanco Metal
 - Bianco Metallo

800.36



Spot Rumas D-E
 incl. 1x40 W, GU10, **D**
 300 lm, 2900 K
 \sphericalangle 30°, 900 cd
 230 V
 \updownarrow115 \varnothing55 \varnothing120 mm
 EAN 4000870 951743
951.74 new



- W**
- White/Opal Metal/Glass
 - Blanco/Opal Metal/Cristal
 - Bianco/Opale Metallo/Vetro

800.44 40W
 281.87 3,5W



Spot Barelli D-E
 incl. 1x40 W, GZ10, **D**
 586 lm, 2700 K
 230 V
 \updownarrow165 \varnothing85 \varnothing100 mm
 EAN 4000870 976937
976.93



Set Barelli D-E
 incl. 4x40 W, GZ10, **D**
 4x586 lm, 2700 K
 230 V
 \leftrightarrow2,05 m
 EAN 4000870 976944
976.94



- W**
- White/Opal/Black Metal/Glass
 - Blanco/Opal/Negro Metal/Cristal
 - Bianco/Opale/Nero Metallo/Vetro

800.32



Spot Titurel D-E
 incl. 1x42 W, G9, **D**
 625 lm, 2800 K
 230 V
 \updownarrow225 \varnothing60 \varnothing150 mm
 EAN 4000870 976890
976.89




- W**
- White Metal
 - Blanco Metal
 - Bianco Metallo

800.36



Spot Mega D-E
 incl. 1x40 W, GU10, **D**
 300 lm, 2900 K
 \sphericalangle 30°, 900 cd
 230 V
 \updownarrow165 \varnothing70 \varnothing95 mm
 EAN 4000870 951705
951.70 new



Set Mega D-E
 incl. 4x40 W, GU10, **D**
 4x300 lm, 2900 K
 \sphericalangle 30°, 900 cd
 230 V
 \leftrightarrow2,05 m
 EAN 4000870 951712
951.71 new



- W**
- White Metal
 - Blanco Metal
 - Bianco Metallo

229.53



Spot Roncalli D-E
 incl. 1x50 W, GU10, **E**
 208 lm, 2900 K
 \sphericalangle 24°, 1300 cd
 230 V
 \updownarrow200 \varnothing111 \varnothing105 mm
 EAN 4000870 976913
976.91



Set Roncalli D-E
 incl. 4x50 W, GU10, **E**
 4x208 lm, 2900 K
 \sphericalangle 24°, 1300 cd
 230 V
 \leftrightarrow2,05 m
 EAN 4000870 976920
976.92





Deco □ = 142-143



W
 White Metal
 Blanco Metal
 Bianco Metallo

894.48 9W
 281.87 3,5W



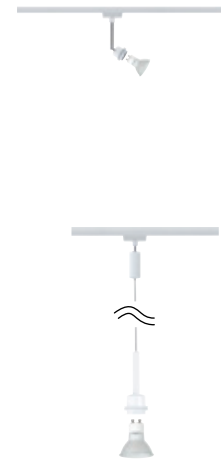
W
 White Metal
 Blanco Metal
 Bianco Metallo

894.48 9W
 281.87 3,5W



W
 White Metal
 Blanco Metal
 Bianco Metallo

800.44 40W
 281.87 3,5W



Basic-Spot A++-E
 incl. 1x3,5 W, GZ10, A+
 250 lm, 2700 K
 230 V
 125 ø51 50 mm
 EAN 4000870 951866
951.86 new



Basic-Pendulum A++-E
 incl. 1x3,5 W, GZ10, A+
 250 lm, 2700 K
 230 V
 135 cm
 EAN 4000870 951859
951.85 new




Basic-Spot A-B
 incl. 1x9 W, GZ10 / GU10, A
 445 lm, 2700 K
 230 V
 125 ø51 50 mm
 EAN 4000870 950234
950.23



Basic-Spot D-E
 incl. 1x40 W, GZ10, D
 586 lm, 2700 K
 230 V
 125 ø51 50 mm
 EAN 4000870 950203
950.20



Basic-Pendulum D-E
 incl. 1x40 W, GZ10, D
 586 lm, 2700 K
 230 V
 135 cm
 EAN 4000870 950142
950.14



Deco □ = 145




W
 White Metal
 Blanco Metal
 Bianco Metallo

894.11



Basic-Pendulum A-B
 incl. 1x11 W, E27, B
 550 lm, 2700 K
 230 V
 150 cm
 EAN 4000870 950050
950.05



- Transparent Plástico
- Trasparente Plástico
- Trasparente Plastica

Spot Inline A++-A

incl. 1x2 W
40 lm, 2700 K
230 V
∅18 ⇄276 ⇄7 mm
EAN 4000870 951293
951.29 new

LED



- Chrome/Black Metal
- Cromo/Negro Metal
- Cromo/Nero Metallo

Spot Channel A++-A

incl. 1x10 W
433 lm, 3000 K
∠ 31°, 1000 cd
230 V
∅150 ⇄161 ⇄50 mm
EAN 4000870 951132
951.13

LED



- Chrome/Opal Metal/Glass
- Cromo/Opal Metal/Cristal
- Cromo/Opale Metallo/Vetro

Spot Wolbi A++-E

incl. 1x3,5 W, GZ10, <A>
250 lm, 2700 K
230 V
∅150 ∅100 ⇄135 mm
EAN 4000870 951903
951.90 new

LED

281.87

Set Wolbi A++-E

incl. 4x3,5 W, GZ10, <A>
4x250 lm, 2700 K
230 V
⇄2 m
EAN 4000870 951910
951.91 new

LED



- Chrome/Opal Metal/Glass
- Cromo/Opal Metal/Cristal
- Cromo/Opale Metallo/Vetro

Spot Zyli A++-E

incl. 1x3,5 W, GZ10, <A>
250 lm, 2700 K
230 V
∅150 ∅100 ⇄135 mm
EAN 4000870 951897
951.89 new

LED


281.87

Suitable lights in other system colours for URail chrome rails:

Lâmparas adequadas de outros cores de sistema para raíles cromados URail:


Luci di altri sistemi cromatici adatte ai binari URail cromo:

☐ = 146-151



651.12 976.89 976.93 951.55 950.08 976.91

☐ = 130-145



651.11 951.76 951.78 951.80 951.54



- Chrome Metal
- Cromo Metal
- Cromo Metallo

Spot Pherus A-B

incl. 1x9 W, E14, <A>
405 lm, 2700 K
230 V
∅160 ∅40 ⇄120 mm
EAN 4000870 968796
968.79

Energy Saver

894.09



C
 Chrome Metal
 Cromo Metal
 Cromo Metallo

836.56



Spot Barelli D-E
 incl. 1x50 W, GU10, D
 290 lm, 2900 K
 35°, 800 cd
 230 V
 165 ø51 100 mm
 EAN 4000870 950098
950.09



C
 Chrome/Opal Metal/Glass
 Cromo/Opal Metal/Cristal
 Cromo/Opale Metallo/Vetro

800.44 40 W
 281.87 3,5 W



Spot Barelli D-E
 incl. 1x40 W, GZ10, D
 586 lm, 2700 K
 230 V
 175 ø85 105 mm
 EAN 4000870 968734
968.73



C
 Chrome Metal
 Cromo Metal
 Cromo Metallo

229.53



Spot Roncalli D-E
 incl. 1x50 W, GU10, E
 208 lm, 2900 K
 24°, 1300 cd
 230 V
 200 ø111 105 mm
 EAN 4000870 968833
968.83



C
 Chrome/Opal/Black Metal/Glass
 Cromo/Opal/Negro Metal/Cristal
 Cromo/Opale/Nero Metallo/Vetro

800.32



Spot Titurel D-E
 incl. 1x42 W, G9, D
 625 lm, 2800 K
 230 V
 225 ø60 150 mm
 EAN 4000870 968772
968.77



951.14 + 968.83



Deco □ = 142-143



C
 Chrome Metal
 Cromo Metal
 Cromo Metallo

☹ 281.87



Basic-Spot A++-E
 incl. 1x3,5 W, GZ10, A+
 250 lm, 2700 K
 230 V
 ⌀125 ø51 ⌀50 mm
 EAN 4000870 951880
951.88 new

Basic-Pendulum A++-E
 incl. 1x3,5 W, GZ10, A+
 250 lm, 2700 K
 230 V
 ⌀135 cm
 EAN 4000870 951873
951.87 new



Basic-Spot D-E
 incl. 1x40 W, GZ10, D
 586 lm, 2700 K
 230 V
 ⌀125 ø51 ⌀50 mm
 EAN 4000870 950210
950.21

Basic-Pendulum D-E
 incl. 1x40 W, GZ10, D
 586 lm, 2700 K
 230 V
 ⌀135 cm
 EAN 4000870 950159
950.15



C
 Chrome Metal
 Cromo Metal
 Cromo Metallo

☹ 800.44 40W
 281.87 3,5W



Deco □ = 145



C
 Chrome Metal
 Cromo Metal
 Cromo Metallo

☹ 894.11



Basic-Pendulum A-B
 Energy Saver
 incl. 1x11 W, E27, B
 550 lm, 2700 K
 230 V
 ⌀150 cm
 EAN 4000870 950043
950.04




- CM**
 Chrome matt
 Cromo mate
 Cromo opaco
- W**
 White
 Blanco
 Bianco
- C**
 Chrome
 Cromo
 Cromo

URail Basicsystem
 Sistema de base URail
 Sistema base URail

CM	W	C
EAN 4000870 950166 950.16	EAN 4000870 950173 950.17	EAN 4000870 950180 950.18

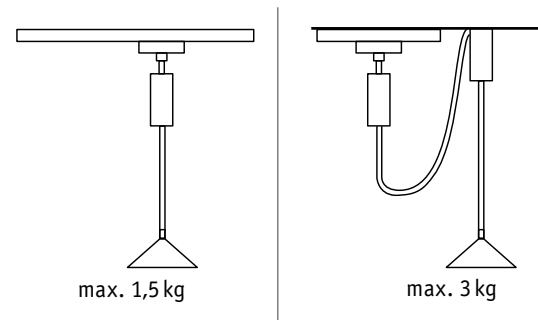
↔3,1 m



Pendant adapter
 Adaptadores para péndulos
 Adattatore per lampadario

CM	W	C
EAN 4000870 950005 950.00	EAN 4000870 950029 950.02	EAN 4000870 950012 950.01

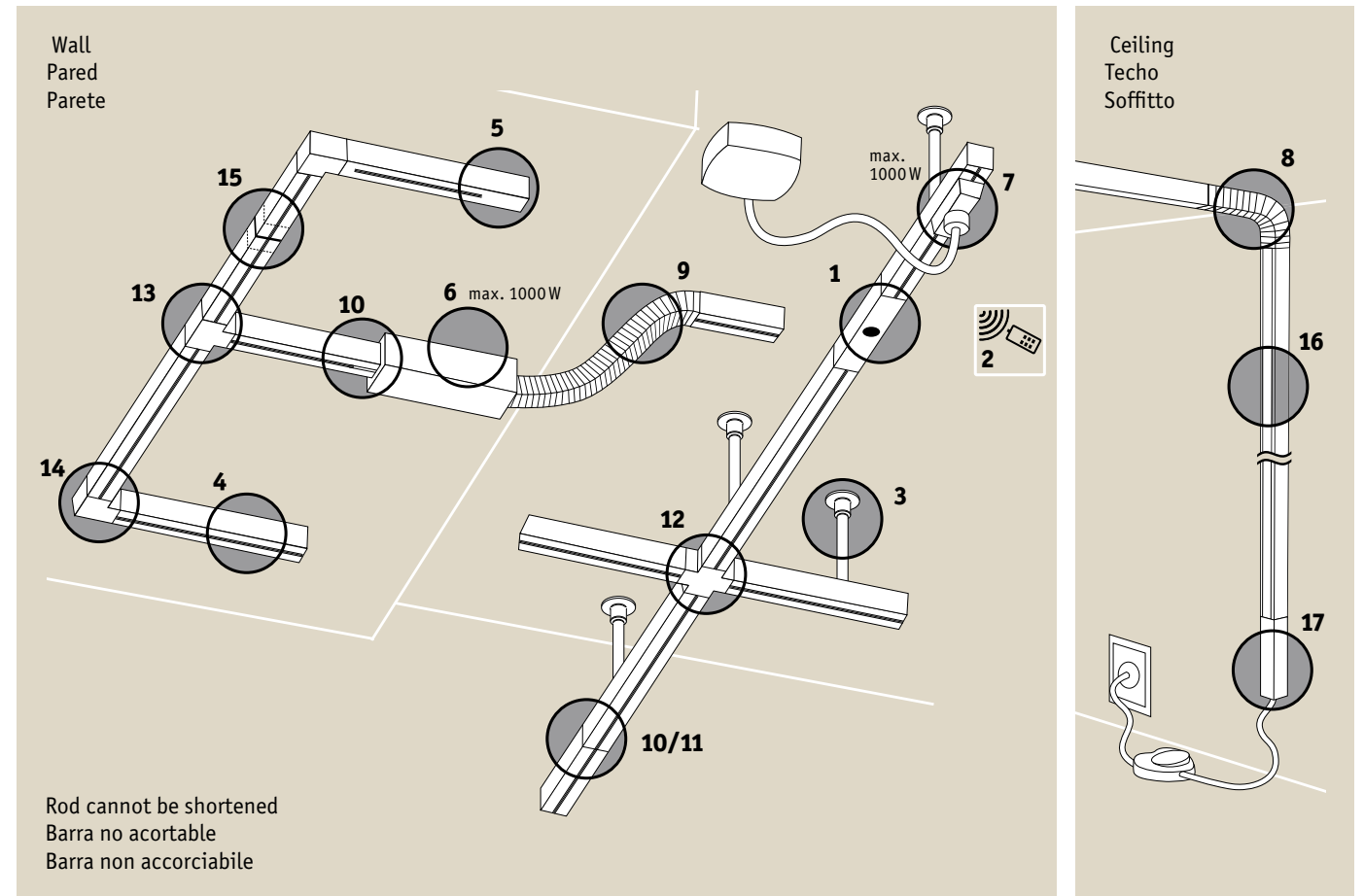
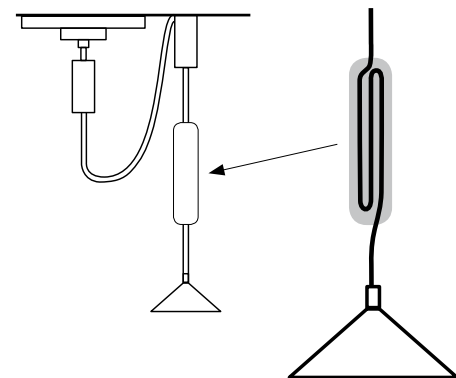
∅90 ∅22 mm



Pendant adapter, can be shortened
 Adaptadores para péndulos, recortables
 Adattatore accorciabile per lampadario


CM
EAN 4000870 974742 974.74

∅135 ∅26 mm



Rod cannot be shortened
 Barra no acortable
 Barra non accorciabile

3-17 □ = 160-161



1	IR Rail-Switch	CM	W	C
		EAN 4000870 950708 950.70	EAN 4000870 950715 950.71	EAN 4000870 950722 950.72
	180 mm	∅18 ↔240 ∅18 mm		

not incl.

 2 IR Rail-Switch remote control






Remote control for ease and convenience when switching or dimming URail systems. The receiver integrated in an adapter controls all of the subsequent sections of the system. The four function buttons on the remote control can be used to control two separate switches and two dimming processes.


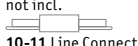
Mando a distancia para encender/apagar o regular cómodamente sistemas URail. El receptor integrado en un conector gobierna todas las subsiguientes secciones del sistema. Con las cuatro teclas de función del mando a distancia pueden controlarse 2 procesos de regulación o 2 circuitos separados.


Telecomando per accendere, spegnere o variare comodamente l'intensità degli URail System. L'apparecchio ricevente, integrato in un elemento di connessione, comanda tutti i successivi segmenti del sistema. Tramite i quattro pulsanti del telecomando è possibile comandare due interruttori di accensione/spegnimento separati oppure due processi di variazione dell'intensità.




2	IR Rail switch remote control Mando a distancia IR Rail-Switch Telecomando IR Rail-Switch	CM
		EAN 4000870 950739 950.73
		∅7 ↔40 ∅85 mm

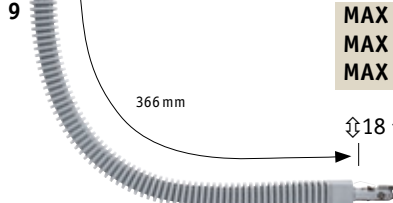
3		Suspension Suspensión Sospensione	CM	W	C
			EAN 4000870 975992 975.99	EAN 4000870 976883 976.88	EAN 4000870 968673 968.67
		⇅105 ø23 mm			
4		Track Riel Binari	CM	⇅0,1 m	
			EAN 4000870 950869 950.86 new		
		⇅18 ↗18 mm			
			CM	⇅0,5 m	W
			EAN 4000870 968543 968.54	EAN 4000870 976821 976.82	EAN 4000870 968642 968.64
				⇅0,5 m	C
				⇅0,5 m	
			CM	⇅1 m	W
			EAN 4000870 968338 968.33	EAN 4000870 976838 976.83	EAN 4000870 968659 968.65
				⇅1 m	C
				⇅1 m	
			CM	⇅2 m	W
			EAN 4000870 968345 968.34	EAN 4000870 976845 976.84	EAN 4000870 968666 968.66
				⇅2 m	C
				⇅2 m	







5		Terminal feed Alimentación por un extremo Allimentazione finale	CM	W	C
	not incl. 	max. 1000 W	EAN 4000870 976555 976.55	EAN 4000870 976852 976.85	EAN 4000870 968703 968.70
	10-11 Line Connector	⇅18 ⇄161 ↗18 mm			





6		Middle/terminal feed Alimentación central / por un extremo Alimentazione centrale / finale	CM	W	C
	not incl. 	max. 1000 W	EAN 4000870 968857 968.85	EAN 4000870 968864 968.86	EAN 4000870 968871 968.87
	10-11 Line Connector	⇅27 ⇄205 ↗45 mm			

7		Middle/terminal feed Alimentación central / por un extremo Alimentazione centrale / finale	CM	W	C
	not incl. 	max. 1000 W	EAN 4000870 968314 968.31	EAN 4000870 976791 976.79	EAN 4000870 968635 968.63
	10-11 Line Connector	⇅30 mm ø75 mm ⇄165 mm ⇄1 m			

8		Flex Connector Conector flexible Connettore flessibile	CM	W	C
			EAN 4000870 968512 968.51	EAN 4000870 976814 976.81	EAN 4000870 968680 968.68
		⇅18 ⇄180 ↗18 mm			

9		MAX Connector MAX Conector MAX Connettore	CM	W	C
			EAN 4000870 968888 968.88	EAN 4000870 968895 968.89	EAN 4000870 968901 968.90
		⇅18 ⇄436 ↗18 mm			

10		Line Connector Conector lineal Connettore lineare			
			EAN 4000870 951361 951.36 new		
		⇅15 ⇄70 ↗11 mm			
11		Line Connector Conector lineal Connettore lineare	CM	W	C
			EAN 4000870 968321 968.32	EAN 4000870 976807 976.80	EAN 4000870 968697 968.69
		⇅18 ⇄108 ↗18 mm			
12		X-Connector X-Conector X-Connettore	CM	W	C
			EAN 4000870 976579 976.57	EAN 4000870 976876 976.87	EAN 4000870 968727 968.72
		⇅18 ⇄104 ↗104 mm			
13		T-Connector T-Conector T-Connettore	CM	W	C
			EAN 4000870 976562 976.56	EAN 4000870 976869 976.86	EAN 4000870 968710 968.71
		⇅18 ⇄104 ↗62 mm			
14		L-Connector L-Conector L-Connettore	CM	W	C
			EAN 4000870 976487 976.48	EAN 4000870 976494 976.49	EAN 4000870 976500 976.50
		⇅18 ⇄62 ↗62 mm			
15		Power isolating link Divisor de corriente Sezionatore			
			EAN 4000870 951408 951.40 new		
		⇅18 ⇄70 ↗18 mm			

16		Safety Cover strip ↗10 mm ⇄0,68 m			
			EAN 4000870 951262 951.26 new		
		↳ Transparent  Plastic ↳ Trasparente  Plástico ↳ Trasparente  Plastica			

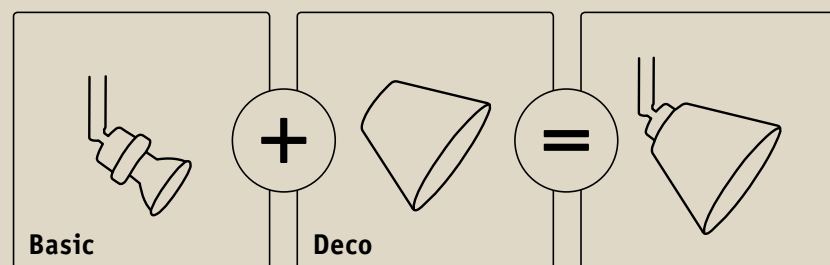
17		Terminal feed Alimentación por un extremo Allimentazione finale	CM		
		max. 1000 W	EAN 4000870 951255 951.25 new		
		⇅18 mm ⇄18 mm ⇄2,4 m			

		Terminal infeed can be shortened Alimentación por un extremo acortable Allimentazione finale accorciabile	CM		
		max. 1000 W	EAN 4000870 951248 951.24 new		
		⇄50 mm ⇄0,61 m			

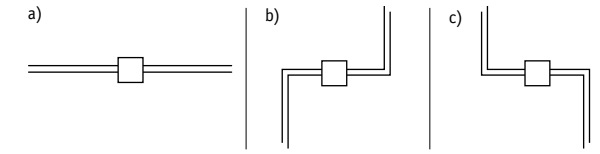


940.33 / 940.34 + 600.06 + 601.02

Combine your own personal lighting system
 Combine usted mismo su sistema de luz personal
 Scegliete voi stessi le combinazioni per il vostro sistema d'illuminazione personalizzato



- ☞ Chrome matt ☒ Metal
- ☞ Cromo mate ☒ Metal
- ☞ Cromo opaco ☒ Metallo



Deco ☐ = 142-143



DecoSystem Basicsystem 105 B-D
 incl. 5×20 W, GU5,3, ☐
 5×280 lm, 2900 K
 230/12 V, 105 VA ☒
 ⌀30 mm ⇄2,10 m
 EAN 4000870 940334
940.33
 ☒ 832.53




DecoSystem Basicsystem 150 B-D
 incl. 7×20 W, GU5,3, ☐
 7×280 lm, 2900 K
 230/12 V, 150 VA ☒
 ⌀30 mm ⇄2,80 m
 EAN 4000870 940341
940.34
 ☒ 832.53



600.04 + 940.33 / 940.34



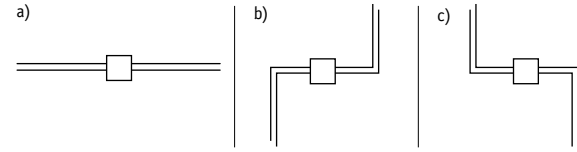
600.06 + 940.33 / 940.34



600.15 + 940.33 / 940.34



- ☞ White/Chrome ☒ Metal
- ☞ Blanco/Cromo ☒ Metal
- ☞ Bianco/Cromo ☒ Metallo



Stage A+-A

incl. 4x5 W LED

4x3000lm, 2700K

230 V, 30 VA

±30 mm ⇔ 2,10 m

EAN 4000870 950777

950.77 new



- ☞ Chrome ☒ Metal
- ☞ Cromo ☒ Metal
- ☞ Cromo ☒ Metallo



Sphere B-D

incl. 3x (2x20 W) / 2x10 W, Halogen 12V

GU4/G4, ☐

3x 2x201 lm, 2900 K

∠ 30°, 470 cd

230/12 V, 150 VA

±30 mm ⇔ 1,4 m

EAN 4000870 976173

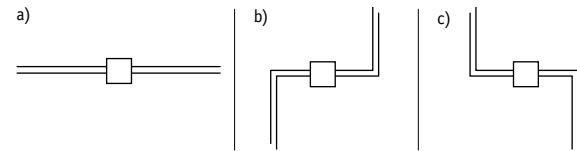
976.17

☉ 832.47 20 W

831.15 10 W



- ☞ Chrome matt/Dicroic ☒ Metal/Glass
- ☞ Cromo mate/Dicroico ☒ Metal/Cristal
- ☞ Cromo opaco/Dicroico ☒ Metallo/Vetro



Rail System Dicro B-D

incl. 5x20 W, GU5,3, ☐

5x280lm, 2900 K

230/12 V, 105 VA

±30 mm ⇔ 2,10 m

EAN 4000870 950654

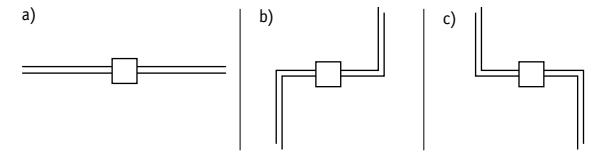
950.65

☉ 832.53 20 W

833.76 35 W



- ☞ Chrome ☒ Metal
- ☞ Cromo ☒ Metal
- ☞ Cromo ☒ Metallo



Movie B-D

incl. 4x35 W, GU4, ☐

4x350lm, 2900 K

∠ 30°, 960 cd

230/12 V, 150 VA

±30 mm ⇔ 2,1 m

EAN 4000870 951590

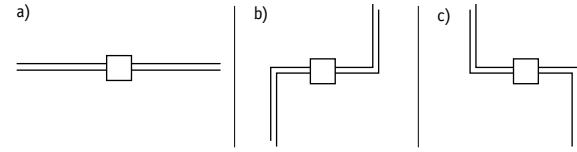
951.59

☉ 832.48





Chrome Metal
 Cromo Metal
 Cromo Metallo



Comet II B-D
 Halogen 12V
 incl. 7x20 W, GU4, C
 7x201 lm, 2900 K
 \sphericalangle 30°, 470 cd
 230/12 V, 150 VA
 \pm 30 mm \leftrightarrow 2,8 m
 EAN 4000870 951606
951.60
 832.47



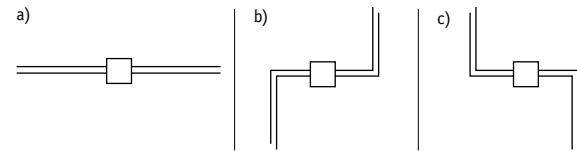
Chrome matt Metal
 Cromo mate Metal
 Cromo opaco Metallo



Lille 150 B-D
 Halogen 12V
 incl. 4x35 W, GU4, C
 4x350 lm, 2900 K
 \sphericalangle 30°, 960 cd
 230/12 V, 150 VA
 \pm 30 mm \leftrightarrow 1,4 m
 EAN 4000870 950852
950.85 new
 832.48



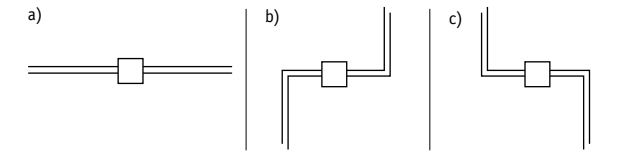
Chrome Metal
 Cromo Metal
 Cromo Metallo



Globe B-D
 Halogen 12V
 incl. 5x20 W, GU4, C
 5x280 lm, 2900 K
 230/12 V, 105 VA
 \pm 30 mm \leftrightarrow 2,1 m
 EAN 4000870 951613
951.61
 832.33



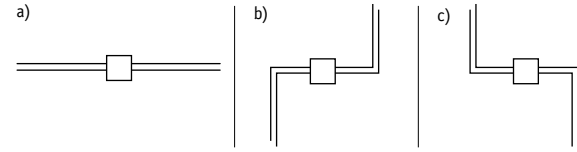
Chrome matt Plastic
 Cromo mate Plástico
 Cromo opaco Plastica




Mac² Round B-D
 Halogen 12V
 incl. 5x20 W, GU4, C
 5x200 lm, 2900 K
 \sphericalangle 30°, 500 cd
 230/12 V, 105 VA
 \pm 30 mm \leftrightarrow 2,1 m
 EAN 4000870 976784
976.78
 832.13



- ☞ Chrome matt ☒ Metal
- ☞ Cromo mate ☒ Metal
- ☞ Cromo opaco ☒ Metallo



Mac² B-D
 Halogen 12V
 incl. 4x35 W, GU5,3, C
 4x427 lm, 2900 K
 \sphericalangle 38°, 1250 cd
 230/12 V, 150 VA
 t_{max} 30 mm \leftrightarrow 2,1 m
 EAN 4000870 976265
976.26
 ☎ 833.16




- ☞ Black/Opal ☒ Metal/Glass
- ☞ Negro/Opal ☒ Metal/Cristal
- ☞ Nero/Opale ☒ Metallo/Vetro




Sheela S 150 B-D
 Halogen 12V
 incl. 4x35 W, GU5,3, C
 4x532 lm, 2900 K
 230/12 V, 150 VA
 t_{max} 30 mm \leftrightarrow 1,4 m
 EAN 4000870 975220
975.22
 ☎ 832.60



- ☞ Chrome matt/Opal ☒ Metal/Glass
- ☞ Cromo mate/Opal ☒ Metal/Cristal
- ☞ Cromo opaco/Opale ☒ Metallo/Vetro



Sheela S 150 B-D
 Halogen 12V
 incl. 4x35 W, GU5,3, C
 4x532 lm, 2900 K
 230/12 V, 150 VA
 t_{max} 30 mm \leftrightarrow 1,4 m
 EAN 4000870 975152
975.15
 ☎ 832.60



- ☞ Brushed iron/Wood ☒ Metal/Wood
- ☞ Acero Mate/Madera ☒ Metal/Madera
- ☞ Ferro spazzolato/Legno ☒ Metallo/Legno



Hip Cannes 150 B-D
 Halogen 12V
 incl. 4x35 W, GU5,3, C
 4x427 lm, 2900 K
 \sphericalangle 38°, 1250 cd
 230/12 V, 150 VA
 t_{max} 30 mm \leftrightarrow 1,40 m
 EAN 4000870 965221
965.22
 ☎ 833.16



Twister Cannes B-D
 Halogen 12V
 incl. 4x35 W, GU5,3, C
 4x427 lm, 2900 K
 \sphericalangle 38°, 1250 cd
 230/12 V, 150 VA
 t_{max} 30 \varnothing 450 mm
 EAN 4000870 965177
965.17
 ☎ 833.16



- ☞ White ☒ Metal
- ☞ Blanco ☒ Metal
- ☞ Bianco ☒ Metallo



Hip Cannes 150

incl. 4x35 W, GU5,3, ☐ C
 4x427 lm, 2900 K
 \sphericalangle 38°, 1250 cd
 230/12 V, 150 VA ☒
 ⚙ 30 mm ⇄ 1,40 m
 EAN 4000870 965207
965.20
 ☎ 833.16



- ☞ Brushed iron/Opal ☒ Metal/Glass
- ☞ Acero Mate/Opal ☒ Metal/Cristal
- ☞ Ferro spazzolato/Opale ☒ Metallo/Vetro




Hip Verbier 150

incl. 4x35 W, GU4, ☐ C
 4x532 lm, 2900 K
 196 cd
 230/12 V, 150 VA ☒
 ⚙ 30 mm ⇄ 1,40 m
 EAN 4000870 965252
965.25
 ☎ 833.76



- ☞ Old brass/Opal ☒ Metal/Glass
- ☞ Latón envejecido/Opal ☒ Metal/Cristal
- ☞ Colore ottone brunito/Opale ☒ Metallo/Vetro



Hip Verbier 150

incl. 4x35 W, GU4, ☐ C
 4x532 lm, 2900 K
 196 cd
 230/12 V, 150 VA ☒
 ⚙ 30 mm ⇄ 1,40 m
 EAN 4000870 965269
965.26
 ☎ 833.76



Twister Verbier 150

incl. 4x35 W, GU4, ☐ C
 4x532 lm, 2900 K
 196 cd
 230/12 V, 150 VA ☒
 ⚙ 30 ⌀450 mm
 EAN 4000870 965184
965.18
 ☎ 833.76




- ☞ Brushed iron ☒ Metal
- ☞ Acero Mate ☒ Metal
- ☞ Ferro spazzolato ☒ Metallo



Sinus Teja 105


incl. 3x35 W, GU5,3, ☐ C
 3x427 lm, 2900 K
 \sphericalangle 38°, 1250 cd
 230/12 V, 105 VA ☒
 ⚙ 30 mm ⇄ 0,70 m
 EAN 4000870 965115
965.11
 ☎ 833.16



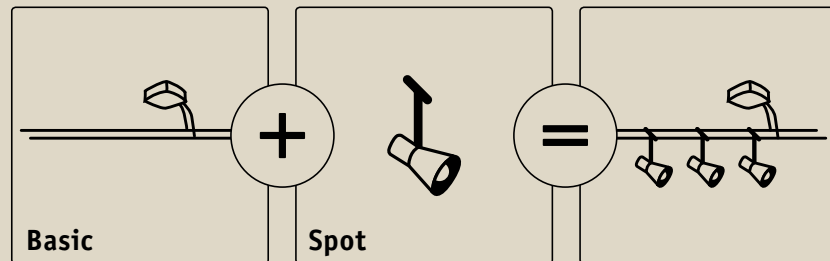
Hip Teja 150

incl. 4x35 W, GU5,3, ☐ C
 4x427 lm, 2900 K
 \sphericalangle 38°, 1250 cd
 230/12 V, 150 VA ☒
 ⚙ 30 mm ⇄ 1,40 m
 EAN 4000870 965214
965.21
 ☎ 833.16





Combine your own personal lighting system
 Combine usted mismo su sistema de luz personal
 Scegliete voi stessi le combinazioni per il vostro sistema d'illuminazione personalizzato



Do your own combination of cables and rails


The cable and rail systems, flexibly applicable in many situations, realise every desired illumination with a great selection of spots and pendants. On the WiRa CombiSystems items, there are 2 adapters included in each scope of delivery that allow for application on cable as well as on rail.

Haga sus propias combinaciones de cables y railes

El flexible sistema de cable y raíl, aplicable en muchísimas situaciones, permite obtener siempre la iluminación deseada con una gran paleta de focos o lámparas colgantes. En el volumen de suministro de los artículos CombiSystems WiRa se incluyen 2 adaptadores que permiten su colocación tanto en el cable como en el raíl.

Scegliete da soli le combinazioni di binari e fili

I sistemi flessibili a binario e a filo possono essere impiegati in diverse situazioni e offrono ovunque l'illuminazione desiderata con una vasta scelta di spot e sospensioni. Il volume di consegna degli articoli WiRa CombiSystems comprende anche 2 adattatori che permettono l'impiego sia su binario che su filo.



<p>Pepper B-D incl. 1x35 W, G5,3, C 532 lm, 2900 K 12 V 160 mm 30 mm 110-200 cm ø132 mm EAN 4000870 940204 940.20 832.60 Chrome matt/Opal Metal/Glass Cromo mate/Opal Metal/Cristal Cromo opaco/Opale Metallo/Vetro</p>	<p>Bolo B-D incl. 1x20 W, G4, C 254 lm, 2900 K 12 V 160 mm 30 mm 110 cm ø70 mm EAN 4000870 940150 940.15 831.17 Chrome matt/Opal Metal/Glass Cromo mate/Opal Metal/Cristal Cromo opaco/Opale Metallo/Vetro</p>	<p>EasyPower B-D incl. 1x50 W, GU5,3, B 675 lm, 2900 K 38°, 1800 cd 12 V 160 30 130 ø60 105 mm EAN 4000870 940440 940.44 832.46 Chrome matt Metal Cromo mate Metal Cromo opaco Metallo</p>	<p>Salt B-D incl. 1x20 W, GU5,3, C 201 lm, 2900 K 38°, 700 cd 12 V 160 30 115 ø51 64 mm EAN 4000870 940235 940.23 832.00 Chrome matt Metal Cromo mate Metal Cromo opaco Metallo</p>
---	--	--	---




<p>Fennel B-D incl. 2x20 W, G4, C 2x254 lm, 2900 K 12 V 160 30 36 120 140 mm EAN 4000870 940280 940.28 831.17 Chrome matt/Satin Metal/Glass Cromo mate/Satinada Metal/Cristal Cromo opaco/Satinato Metallo/Vetro</p>	<p>Colmar B-D incl. 1x35 W, GU4, C 532 lm, 2900 K 196 cd 12 V 160 30 110 ø85 80 mm EAN 4000870 940167 940.16 833.76 Chrome/Satin Metal/Glass Cromo/Satinada Metal/Cristal Cromo/Satinato Metallo/Vetro</p>	<p>Tangens B-D incl. 1x35 W, GU5,3, C 532 lm, 2900 K 12 V 160 30 180 ø65 150 mm EAN 4000870 940181 940.18 832.60 Brushed iron Metal Acero Mate Metal Ferro spazzolato Metallo</p>	<p>Techno B-D incl. 1x35 W, GU5,3, C 430 lm, 2900 K 38°, 1100 cd 12 V 160 30 170 ø70 93 mm EAN 4000870 940006 940.00 832.45 Brushed iron Metal Acero Mate Metal Ferro spazzolato Metallo</p>
--	--	--	--



Sheela B-D
 Halogen 12V
 incl. 1x35 W, GU5,3, C
 532 lm, 2900 K
 12 V
 160 30 120 ø65
 ø95 mm
 EAN 4000870 940457
940.45
 832.60
 Chrome matt/Opal
 Metal/Glass
 Cromo mate/Opal
 Metal/Cristal
 Cromo opaco/Opale
 Metallo/Vetro



Sheela B-D
 Halogen 12V
 incl. 1x35 W, GU5,3, C
 532 lm, 2900 K
 12 V
 160 30 120 ø65
 ø65 mm
 EAN 4000870 940464
940.46
 832.60
 Black/Opal Metal/Glass
 Negro/Opal Metal/Cristal
 Nero/Opale Metallo/Vetro



Chrome matt Metal
 Cromo mate Metal
 Cromo opaco Metallo



Spot DecoSystems A+-A
 LED
 incl. 1x3 W
 140 lm, 3000 K
 12 V
 160 30 130 95
 ø75 mm
 EAN 4000870 960165
960.16



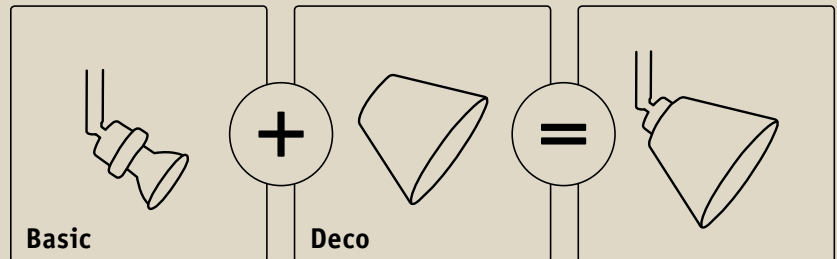
DecoSystems B-D
 Halogen 12V
 incl. 1x35 W, GU5,3, C
 532 lm, 2900 K
 12 V
 160 30 130 95
 ø75 mm
 EAN 4000870 940327
940.32
 832.60



Combi-/DecoSystems B-D
 Halogen 12V
 incl. 1x35 W, GU5,3, C
 532 lm, 2900 K
 12 V
 160 mm 30 mm
 ø110-200 cm
 EAN 4000870 960042
960.04
 832.60

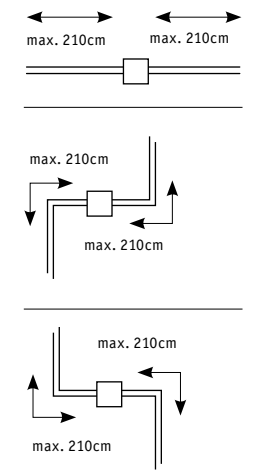


Combine your own personal lighting system
 Combine usted mismo su sistema de luz personal
 Scegliete voi stessi le combinazioni per il vostro sistema d'illuminazione personalizzato




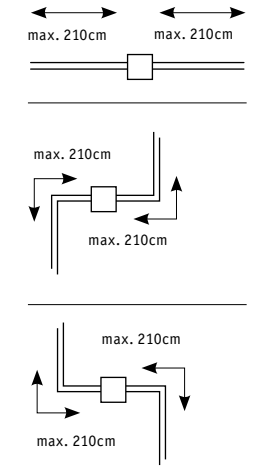
2Easy Basicsystem 105 A+-E
 max. 105 W
 230/12V, 105 VA
 85 mm 79 mm ø230 mm 2,1 m
 EAN 4000870 940044
940.04

Chrome matt Metal
 Cromo mate Metal
 Cromo opaco Metallo



Spice Basicsystem 210 A+-E
 max. 30-210 W
 230/12V, 210 VA
 30 mm 40 mm 165 mm 165 mm
 4,30 m
 EAN 4000870 972267
972.26

Chrome matt Metal
 Cromo mate Metal
 Cromo opaco Metallo



16,5 x 16,5 x 4,0cm



Rod straight
 Barra recta
 Asta diritta

max. 300 W
 12 V
 30 mm ø6 mm 1,4 m
 EAN 4000870 972823
972.82

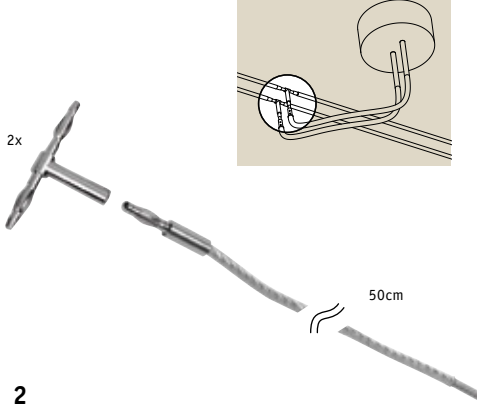
Chrome matt Metal
 Cromo mate Metal
 Cromo opaco Metallo



Rod straight
 Barra recta
 Asta diritta

12 V
 30 mm ø6 mm 1,4 m
 EAN 4000870 991404
991.40

Chrome Metal
 Cromo Metal
 Cromo Metallo




Centre feed set for rods
 Set de alimentación para barras
 Set per l'alimentazione centrale delle aste

max. 300 W
 12 V
 ø6 mm
 EAN 4000870 991787
991.78

Chrome Metal
 Cromo Metal
 Cromo Metallo

Function


- 177 YourLED
- 190 WaterLED
- 193 YourLED DECO
- 200 Duo Profil
- 202 Delta Profil
- 204 Floor Profil
- 205 Corner Profil
- 206 Function



177 YourLED



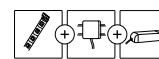
212 SlideLED Basic 30



209 DressLight

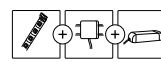


190 WaterLED

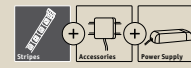


www.paulmann.com/yourled/all

- ▶ Warm white and further colour temperatures for that comfortable feeling: LED stripes with warm white light (3000 K), daylight white (6000 K), effect blue and RGB colour effects, e. g. transient colour change.
- ▶ Light for adhering: Thanks to adhesive stripes on the rear, quickly mounted without tools.
- ▶ As big as your ideas: Enchant entire rooms with end-to-end light effects up to 25 metres long.
- ▶ Flexible in all directions and rooms: Comprehensive accessories allow for changing directions and heights.
- ▶ Shorten and save: The non-glazed Eco version can be reconnected after being trimmed.
- ▶ Light also for wet rooms: Thanks to glazing and water-protected connections.
- ▶ ECO stripes and glazed stripes combinable: Savings potential, especially for longer stretches.
- ▶ Blanco cálido y otros tonos para su bienestar: Tiras de LEDs con luz en blanco cálido (3000 K), blanco luz natural (6000 K), azul efectista y efectos cromáticos RGB, p. ej. cambios cromáticos graduales.
- ▶ Luz para pegar: instalación rápida sin herramientas gracias a las tiras adhesivas en el dorso.
- ▶ Grandes como sus ideas: engalane espacios completos con efectos lumínicos continuos de hasta 25 metros de largo.
- ▶ Flexible en todas direcciones y espacios: un extenso surtido en accesorios le permite cambios de dirección y altura.
- ▶ Acortar y ahorrar: la versión Eco sin vitrificar puede cortarse y volverse a unir.
- ▶ Luz también para espacios húmedos: gracias al vitrificado y a las uniones resistentes al agua
- ▶ Combinación de tiras ECO y vitrificadas: Posibilidades de ahorro, sobre todo en tramos largos
- ▶ Bianco caldo e altri colori luce per il benessere: strisce di LED con luce color bianco caldo (3000 K), bianco naturale (6000 K), colore d'effetto blu e RGB, ad esempio cambio di colore graduale.
- ▶ Luce incollabile: installazione rapida senza bisogno di attrezzi grazie alla striscia adesiva sul retro.
- ▶ Grandi come le vostre idee: riempite di magia gli spazi con effetti luce continui con percorsi fino a 25 metri.
- ▶ Flessibile per ogni direzione e ambiente: numerosi accessori per cambiare l'orientamento e l'altezza.
- ▶ Accorciate e ripariate: una volta tagliata, la versione ECO non vetrata può essere ricollegata.
- ▶ Luce anche per gli ambienti umidi: grazie al vetro e al collegamento con protezione dall'acqua.
- ▶ >Strisce ECO e strisce vetrate combinabili: potenziale di risparmio soprattutto in caso di percorsi lunghi.

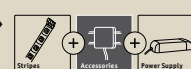


YourLED Stripes



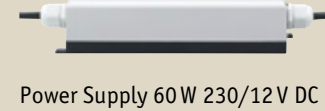
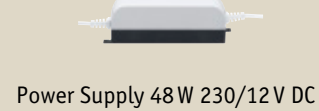

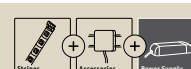
Accessories

📖 = 185 »






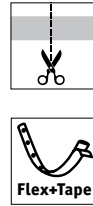

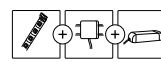
Power Supply

📖 = 186



Profile





Basic Set Warm white 1,5m expanded max. 4,8m A++-A

incl. 1x4,8 W
300 lm, 3000 K
230/12 V, 15 VA
⌀3 mm ⌀10,5 mm ⇄1,5 m
EAN 4000870 703175
703.17

Basic Set Daylight 1,5m expanded max. 4,8m A++-A

incl. 1x4,8 W
420 lm, 6000 K
230/12 V, 15 VA
⌀3 mm ⌀10,5 mm ⇄1,5 m
EAN 4000870 703182
703.18


Basic Set RGB 1,5m expanded max. 2,5m A++-A

incl. 1x14,4 W
420 lm
230/12 V, 20 VA
⌀3 mm ⌀10,5 mm ⇄1,5 m
EAN 4000870 703199
703.19

White Plastic
Blanco Plástico
Bianco Plastica

White Plastic
Blanco Plástico
Bianco Plastica

Black Plastic
Negro Plástico
Nero Plastica



Basic Set Warm white 3m expanded max. 7,6m A++-A

incl. 1x9,7 W
600 lm, 3000 K
230/12 V, 20 VA
⌀3 mm ⌀10,5 mm ⇄3 m
EAN 4000870 703205
703.20

Basic Set Daylight 3m expanded max. 7,6m A++-A

incl. 1x9,7 W
840 lm, 6000 K
230/12 V, 12 VA
⌀3 mm ⌀10,5 mm ⇄3 m
EAN 4000870 703212
703.21

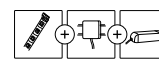
Basic Set RGB 3m expanded max. 5m A++-A

incl. 1x28,8 W
840 lm
⌀120°
230/12 V, 48 VA
⌀3 mm ⌀10,5 mm ⇄3 m
EAN 4000870 703229
703.22

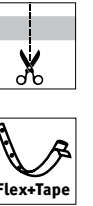
White Plastic
Blanco Plástico
Bianco Plastica

White Plastic
Blanco Plástico
Bianco Plastica

Black Plastic
Negro Plástico
Nero Plastica



White Plastic
Blanco Plástico
Bianco Plastica



Trafo
□ = 186

Control, Amplifier
□ = 187



Stripe Warm white 97cm A++-A

incl. 1x3,12 W
195 lm, 3000 K
⌀120°
DC 12 V
⌀3 ⇄975 ⌀10,5 mm
EAN 4000870 702086
702.08

Stripe Pack Warm white 3x97cm A++-A

incl. 3x3,12 W
585 lm, 3000 K
⌀120°
DC 12 V
⌀3 ⇄2925 ⌀10,5 mm
EAN 4000870 702123
702.12



90°-Connector Set Warm white A++-A

incl. 3x0,24 W
15 lm, 3000 K
⌀120°
DC 12 V
⌀3 ⇄42 ⌀42 mm
EAN 4000870 702055
702.05



Distance Pack Warm white A++-A

incl. 2x0,08 W / 2x0,24 W
5/15 lm, 3000 K
⌀120°
DC 12 V
⌀3 ⇄25/75 ⌀10,5 mm
EAN 4000870 703366
703.36

Distance Pack Warm white					
LED	Flash	incl.	Flash	L (mm)	Watt(W)
✓				25	0,08
✓	✓			50	0,16
✓		✓		75	0,24
✓	✓	✓		100	0,32
✓	✓	✓		125	0,40
✓	✓	✓	✓	150	0,48
✓	✓	✓	✓	175	0,56
✓	✓	✓	✓	200	0,64

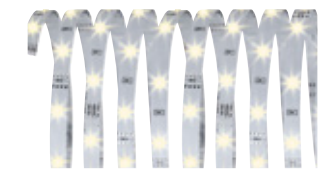


ECO Stripe Warm white 50cm A++-A

incl. 1x1,2 W
75 lm, 3000 K
⌀120°
DC 12 V
⌀2,5 mm ⌀10,5 mm ⇄0,5 m
EAN 4000870 701966
701.96


ECO Stripe Warm white 1m A++-A

incl. 1x2,4 W
150 lm, 3000 K
⌀120°
DC 12 V
⌀2,5 mm ⌀10,5 mm ⇄1 m
EAN 4000870 704592
704.59 new



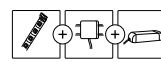
ECO Stripe Warm white 3m A++-A

incl. 1x7,2 W
450 lm, 3000 K
⌀120°
DC 12 V
⌀2,5 mm ⌀10,5 mm ⇄3 m
EAN 4000870 702543
702.54



ECO Stripe Warm white 5m A++-A

incl. 1x12 W
750 lm, 3000 K
⌀120°
DC 12 V
⌀2,5 mm ⌀10,5 mm ⇄5 m
EAN 4000870 702550
702.55




White Plastic
Blanco Plástico
Bianco Plastica



Trafo
☐ = 186

Control,
Amplifier
☐ = 187




ECO Stripe Neutral white 50cm

incl. 1x1,2 W
75 lm, 4000 K
∠ 120°
DC 12 V
∅ 2,5 ∅ 500 ∅ 10,5 mm
EAN 4000870 701973
701.97


ECO Stripe Neutral white 1m

incl. 1x2,4 W
150 lm, 4000 K
∠ 120°
DC 12 V
∅ 2,5 mm ∅ 10,5 mm ∅ 1 m
EAN 4000870 704585
704.58 new



ECO Stripe Neutral white 3m

incl. 1x7,2 W
450 lm, 4000 K
∠ 120°
DC 12 V
∅ 2,5 mm ∅ 10,5 mm ∅ 3 m
EAN 4000870 702567
702.56



ECO Stripe Neutral white 5m

incl. 1x12 W
750 lm, 4000 K
∠ 120°
DC 12 V
∅ 2,5 mm ∅ 10,5 mm ∅ 5 m
EAN 4000870 702574
702.57

Stripe Daylight 97cm

incl. 1x3,12 W
273 lm, 6000 K
∠ 120°
DC 12 V
∅ 3 ∅ 975 ∅ 10,5 mm
EAN 4000870 702093
702.09

Stripe Pack Daylight 3x97cm

incl. 3x3,12 W
819 lm, 6000 K
∠ 120°
DC 12 V
∅ 3 ∅ 2925 ∅ 10,5 mm
EAN 4000870 702130
702.13



90°-Connector Set Daylight

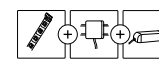
incl. 3x0,24 W
21 lm, 6000 K
DC 12 V
∅ 3 ∅ 42 ∅ 42 mm
EAN 4000870 702062
702.06



Distance Pack Daylight

incl. 2x0,08 W / 2x0,24 W
7/21 lm, 6000 K
∠ 120°
DC 12 V
∅ 3 ∅ 25/75 ∅ 10,5 mm
EAN 4000870 703373
703.37

Distance Pack Warm white					
LED	LED	LED	LED	L (mm)	Watt(W)
✓				25	0,08
✓	✓			50	0,16
		✓		75	0,24
✓	✓	✓		100	0,32
✓	✓	✓		125	0,40
✓		✓	✓	150	0,48
✓		✓	✓	175	0,56
✓	✓	✓	✓	200	0,64



White Plastic
Blanco Plástico
Bianco Plastica



Trafo
☐ = 186

Stripe Blue 97cm

incl. 1x3,12 W
78 lm
∠ 120°
DC 12 V
∅ 3 ∅ 975 ∅ 10,5 mm
EAN 4000870 702116
702.11

Stripe Gold 97cm

incl. 1x3,12 W
156 lm, 2000 K
∠ 120°
DC 12 V
∅ 3 ∅ 975 ∅ 10,5 mm
EAN 4000870 704622
704.62 new



White Plastic
Blanco Plástico
Bianco Plastica

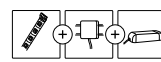


ECO Sideview Warm white

incl. 1x2,4 W
128 lm, 3000 K
DC 12 V
∅ 2,5 ∅ 500 ∅ 10,5 mm
EAN 4000870 703328
703.32

ECO Sideview Neutral white

incl. 1x2,4 W
139 lm, 4000 K
DC 12 V
∅ 2,5 ∅ 500 ∅ 10,5 mm
EAN 4000870 703335
703.33



Black Plastic
 Negro Plástico
 Nero Plastica




Trafo
 = 186
 RGB-Control,
 Amplifier
 = 185



ECO Stripe RGB 50cm A++-A

incl. 1×3,6 W
 105 lm
 \sphericalangle 120°
 DC 12 V
 ⌀2,5 mm ⌀10,5 mm ⇄0,5 m
 EAN 4000870 701980
701.98



ECO Stripe RGB 1m A++-A

incl. 1×7,2 W
 205 lm
 \sphericalangle 120°
 DC 12 V
 ⌀2,5 mm ⌀10,5 mm ⇄1 m
 EAN 4000870 704608
704.60 **new**



ECO Stripe RGB 3m A++-A

incl. 1×21,6 W
 630 lm
 \sphericalangle 120°
 DC 12 V
 ⌀2,5 mm ⌀10,5 mm ⇄3 m
 EAN 4000870 702529
702.52




ECO Stripe RGB 5m A++-A

incl. 1×36 W
 1050 lm
 \sphericalangle 120°
 DC 12 V
 ⌀2,5 mm ⌀10,5 mm ⇄5 m
 EAN 4000870 702536
702.53



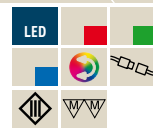
Stripe RGB 98cm A++-A

incl. 1×9,36 W
 273 lm
 \sphericalangle 120°
 DC 12 V
 ⌀3 ⇄975 ⌀10,5 mm
 EAN 4000870 702109
702.10



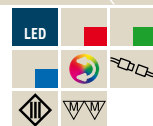
Stripe Pack RGB 3x98cm A++-A

incl. 3×9,36 W
 819 lm
 \sphericalangle 120°
 DC 12 V
 ⌀3 ⇄2925 ⌀10,5 mm
 EAN 4000870 702147
702.14



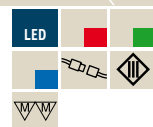
90°-Connector Set RGB A++-A

incl. 3×0,72 W
 21 lm
 \sphericalangle 120°
 DC 12 V
 ⌀3 ⇄42 ⌀42 mm
 EAN 4000870 702079
702.07




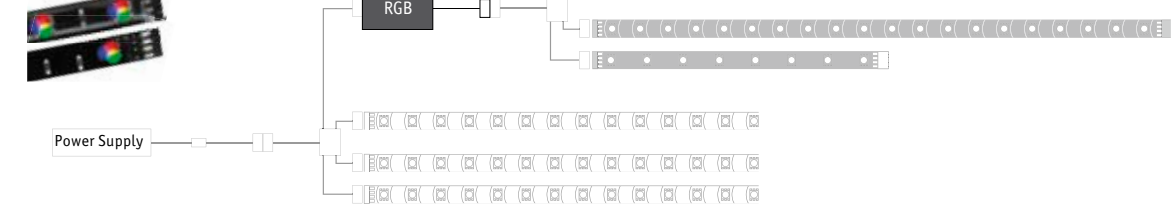
Distance Pack RGB A++-A

incl. 2×0,24 W / 2×0,72 W
 7/21 lm
 \sphericalangle 120°
 DC 12 V
 ⌀3 ⇄30/75 ⌀10,5 mm
 EAN 4000870 703380
703.38



Distance Pack Warm white					
1x0,24	1x0,72	1x0,24	1x0,72	L (mm)	Watt(W)
✓				25	0,08
✓	✓			50	0,16
		✓		75	0,24
✓		✓		100	0,32
✓	✓	✓		125	0,40
✓		✓	✓	150	0,48
✓	✓	✓	✓	175	0,56
✓	✓	✓	✓	200	0,64

for
 RGB Color
 = 184



www.paulmann.com/yourledcolours

RGB-Controller 12V DC

max. 60 W
 DC 12 V
 ⌀22 ⇄60 ⌀35 mm
 EAN 4000870 702024
702.02

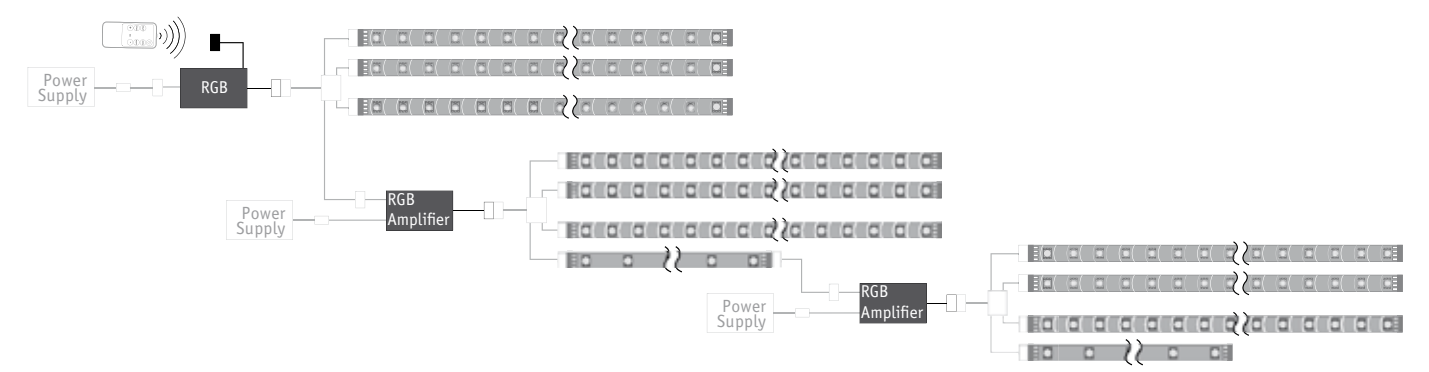


Plastic
 Plástico
 Plastica



RGB Amplifier

- ▶ Amplifying the control signal from the type 702.02 YourLED controller.
- ▶ This is how to use a remote control to synchronously control larger YourLED or YourLED ECO RGB strip systems.
- ▶ An additional power supply unit is attached to each amplifier to increase the power of the system.
- ▶ Para amplificar la señal de control de la controladora RGB YourLED (Art. N° 702.02).
- ▶ Así pueden controlarse con un mando a distancia mayores sistemas RGB-Stripe YourLED o YourLED ECO sincronizadamente.
- ▶ Mediante cada amplificador se conecta una fuente de alimentación adicional, para ampliar la potencia del sistema.
- ▶ Per potenziare il segnale di comando del regolatore RGB YourLED Art. 702.02.
- ▶ Un telecomando permette di comandare sincronicamente grandi sistemi di strisce YourLED o YourLED ECO RGB.
- ▶ A ogni amplificatore viene collegata un'ulteriore fonte di alimentazione per implementare la potenza del sistema.



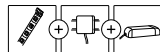
for
 RGB Color
 = 184



RGB Amplifier

max. 60 W
 DC 12 V
 ⌀24 ⇄105 ⌀65 mm
 EAN 4000870 703359
703.35

Alu/Matt Metal
 Aluminio/Mate Metal
 Alluminio/Opaco Metallo



	15 W Power Supply / Tranfo	48 W Power Supply / Tranfo	60 W Power Supply / Tranfo
	max.		
YourLED	4m	15m (9m + 6m)*	19m (9m + 9m + 1m)*
YourLED RGB	1m	5m (4m + 1m)*	6m (4m + 2m)*
YourLED ECO	6m	20m (12m + 8m)*	25m (12m + 12m + 1m)*
YourLED ECO RGB	2m	6,5m (6m + 0,5m)*	8m (6m + 2m)*

* To reach full efficiency of the system, use the junctionbox 702.03
 * Para aprovechar al máximo la potencia del sistema utilice la caja de conexión 702.03
 * Per godere a pieno della potenza del sistema utilizzare il Junctionbox 702.03



- Grey/Black Plastic
- Gris/Negro Plástico
- Grigio/Nero Plastica

Power Supply 230/12V DC
 max. 15 W
 230/12 V, 15 VA
 ⌀18 ⇄125 ⌀40 mm
 EAN 4000870 701997
701.99

Power Supply 230/12V DC
 max. 48 W
 230/12 V, 48 VA
 ⌀40 ⇄135 ⌀55 mm
 EAN 4000870 702000
702.00

Power Supply 60W 230/12V DC IP65
 max. 60 W
 230/12 V, 60 VA
 ⌀40 ⇄225 ⌀60 mm
 EAN 4000870 702017
702.01

- White Plastic
- Blanco Plástico
- Bianco Plastica

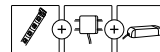
(mm)

PIR-Sensor
 on/off
 50-100
 10°

IN 230V
 not incl.
 2000
 PIR-Sensor

- PIR-Sensor**
- Proximity switch for switching on and off the LED stripes and other products
 - Max. 75 W (magnetic transformers)
 - Max. 60 W (electronic load)
 - Max. 250 W (light bulbs)
- Interruptor de proximidad para encender/apagar regletas LED-stripes y otros productos
 - Máx. 75 W (transformadores magnéticos)
 - Máx. 60 W (carga electrónica)
 - Máx. 250 W (lámparas incandescentes)
- Interruttori di prossimità per accensione/spengimento delle strisce di LED e di altri prodotti
 - Max. 75 W (trasformatori magnetici)
 - Max. 60 W (carico elettronico)
 - Max. 250 W (lampadine a incandescenza)

PIR-Sensor
 max. 60 W
 230 V
 ⌀19 ⌀17,5 ⇄85 ⌀36 mm
 EAN 4000870 704516
704.51 **new**



Dimm/Switch Controller

- For switching on or off or dimming the monochrome YourLED, YourLED ECO or DECO Stripes.
- The controller with remote control makes operation easy and provides a pleasant, dimmable mood light.
- Para conmutar o regular regletas monocolor de YourLED, YourLED ECO o DECO
- El mando a distancia ofrece confort y convence por su agradable luz regulable
- Per commutare o regolare l'intensità delle strisce YourLED, YourLED ECO o DECO monocromatiche
- Il regolatore con comando remoto offre il comfort necessario e affascina con una piacevole luce d'atmosfera regolabile



Dimm/Switch Controller
 max. 60 W
 DC 12 V
 ⌀22 ⇄63 ⌀35 mm
 EAN 4000870 704615
704.61 **new**

- White Plastic
- Blanco Plástico
- Bianco Plastica

Amplifier

- Amplifying the control signal from the YourLED dimmer/controller type 70461.
- This is how to use a remote control to synchronously control larger monochrome YourLED, YourLED ECO or DECO Stripe systems.
- An additional power supply unit is attached to each amplifier to increase the power of the system.
- Para amplificar la señal de control de la controladora/regulador de YourLED (Art. N° 70461)
- Así pueden controlarse o regular con un mando a distancia mayores sistemas de regletas YourLED, YourLED ECO o DECO sincronizadamente
- Mediante cada amplificador se conecta una fuente de alimentación adicional, para ampliar la potencia del sistema
- Per potenziare il segnale di comando del regolatore/commutatore YourLED 70461
- Un telecomando permette di comandare o regolare in maniera sincronizzata grandi sistemi di strisce YourLED, YourLED ECO o DECO monocromatiche
- A ogni amplificatore viene collegata un'ulteriore fonte di alimentazione per implementare la potenza del sistema



Amplifier
 max. 60 W
 DC 12 V
 ⌀24 ⇄105 ⌀65 mm
 EAN 4000870 704523
704.52 **new**

- Alu matt Metal
- Aluminio mate Metal
- Alluminio opaco Metallo



ECO Clip-to-Clip Connector
 ⌀4,5 ⇄17 ⌀18 mm
 EAN 4000870 702802
702.80

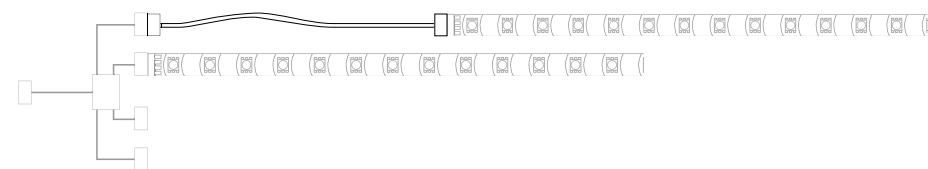
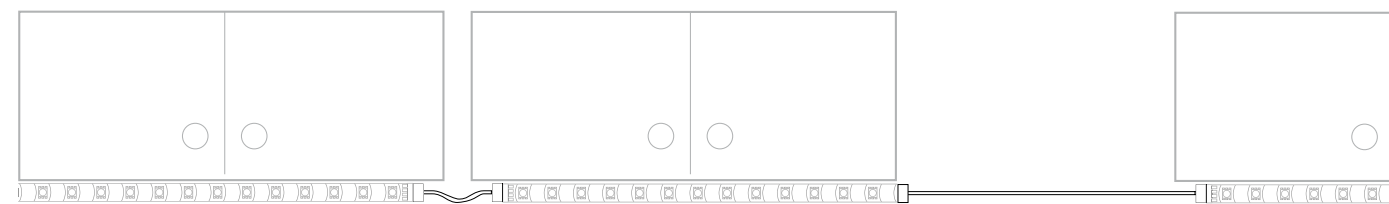
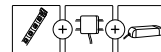
ECO Clip-to-YourLED Connector
 ⌀4,5 ⇄23 ⌀18 mm
 EAN 4000870 702819
702.81

ECO Clip-Connector Set
 ⌀5 mm ⇄13 mm ⇄0,5 m
 EAN 4000870 702161
702.16

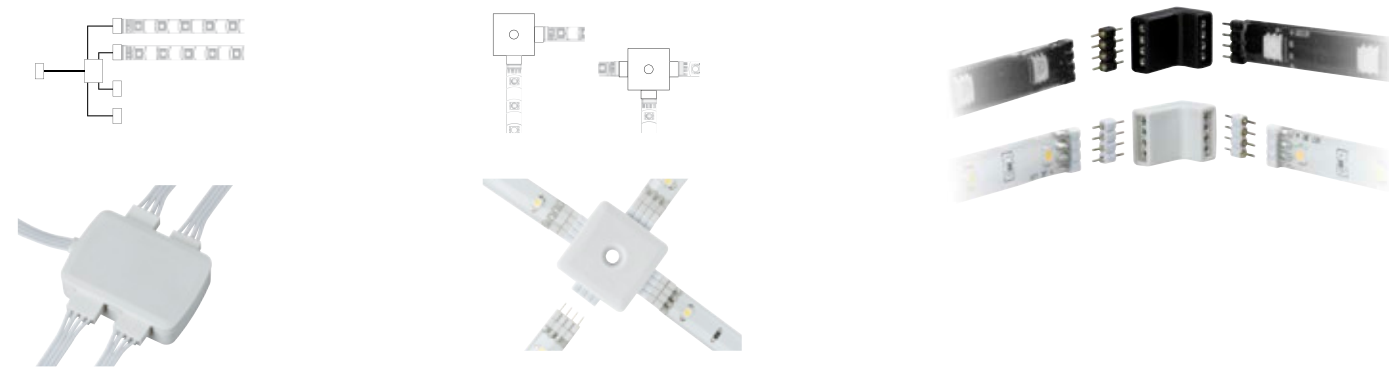
- White Plastic
- Blanco Plástico
- Bianco Plastica

- White Plastic
- Blanco Plástico
- Bianco Plastica

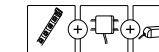
- White Plastic
- Blanco Plástico
- Bianco Plastica



<p>Flex-Connector 10cm</p> <p>⌀5 mm ↔13 mm ↔0,11 m EAN 4000870 702154 702.15</p> <p>White Plastic Blanco Plástico Bianco Plastica</p>	<p>Flex-Connector 1m</p> <p>↔13 mm ↗5 mm ↔1 m EAN 4000870 702048 702.04</p> <p>White Plastic Blanco Plástico Bianco Plastica</p>	<p>Flex-Connector 5m</p> <p>↔13 mm ↗5 mm ↔5 m EAN 4000870 702512 702.51</p> <p>White Plastic Blanco Plástico Bianco Plastica</p>
---	--	--



<p>Junction-Box</p> <p>⌀12 ↔30 ↗45 mm EAN 4000870 702031 702.03</p> <p>White Plastic Blanco Plástico Bianco Plastica</p>	<p>X-Connector</p> <p>⌀7 ↔33 ↗33 mm EAN 4000870 702826 702.82</p> <p>White Plastic Blanco Plástico Bianco Plastica</p>	<p>Edge-Connector Pack</p> <p>max. 60W 12V ⌀12 ↔17 ↗13 mm EAN 4000870 703342 703.34</p> <p>White/Black Blanco/Negro Bianco/Nero</p>
--	--	---



Transparent Plastic
Trasparente Plástico
Trasparente Plastica

Water Protection

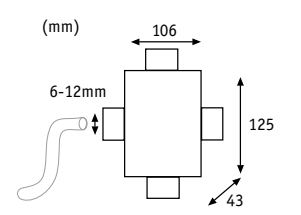
- | | | |
|--|---|--|
| <p>For achieving an IP protection on coated yourLED stripes</p> <ul style="list-style-type: none"> Protects the linkage points between stripes and system plugs 4:1 Shrink ratio | <p>Para la protección IP de tiras yourLED con revestimiento</p> <ul style="list-style-type: none"> Protege los puntos de unión entre tiras y enchufes Tasa de contracción 4:1 | <p>Per ottenere una protezione IP delle strisce yourLED rivestite</p> <ul style="list-style-type: none"> Protegge i punti di collegamento tra le strisce e le spine del sistema Rapporto di restringimento 4:1 |
|--|---|--|

Water-Protection 702.47 / 232 + YourLED Stripe 975mm 702.05, 702.06, 702.07, 702.08, 702.09, 702.11, 702.12, 702.13, 702.14, 703.20, 703.17, 703.18, 703.19, 703.20, 703.21, 703.22 = IP44

<p>Water Protection</p> <p>⌀14 ↔150 mm EAN 4000870 702475 702.47</p>
--



Black Plastic
Negro Plástico
Nero Plastica



Special Line Junction-Box

- | | | |
|---|--|---|
| <ul style="list-style-type: none"> Connection box for up to 4 lines Unused outputs remain closed Dust- and waterproof (IP67) | <ul style="list-style-type: none"> Caja de conexión para 4 cables Las tomas que no se usan permanecen cerradas Hermético al polvo y protegido frente a inmersión en agua (IP67) | <ul style="list-style-type: none"> Scatola di collegamento fino a 4 linee Le uscite inutilizzate rimangono chiuse Protezione da penetrazione di polvere e breve immersione in acqua (IP67) |
|---|--|---|



<p>Special Line Junction-Box</p> <p>max. 2500W ⌀125 ↔106 ↗43 mm EAN 4000870 002322 232</p> <p>IP67</p>
--



🌀 White 🧺 Plastic
 🌀 Blanco 🧺 Plástico
 🌀 Bianco 🧺 Plastica

WaterLED Neural white

- ▶ Fully jacketed LED strips for decorative outdoor lighting in the garden, at the property entrance, below lintels, in damp rooms or for many other uses (IP67 - able to withstand immersion in water).
 - ▶ Plug-and-play: Complete set with plug for easy installation
 - ▶ Incl. transformer (IP 64: dust-proof and splash-protected).
 - ▶ Incl. 1 m power cable - 5 m extension cable available as accessory (IP 65: waterjet-protected)
 - ▶ LED strips can be shortened every 10 cm - end cap and silicone sealing agent incl.
 - ▶ For loose placement or fixed installation using plastic brackets (incl.)
 - ▶ Not suitable for use in the vicinity of aggressive chemicals (chlorine water and similar)
- ▶ Regletas de led completamente revestidas para iluminación exterior decorativa en el jardín, en la entrada a la casa, bajo el alero, en espacios húmedos y en muchos otros lugares (IP67 - protección contra inmersión en agua).
 - ▶ Plug'n'play: juego completo listo para enchufar, simplificándose el tendido
 - ▶ Transformador incl. (IP64 - hermético al polvo y a salpicaduras de agua).
 - ▶ Cable de alim. de 1 m incl. (prolongador de 5 m disponible como accesorio; IP65 - resistente a chorro de agua proyectada)
 - ▶ Las regletas de LEDs se pueden recortar cada 10 cm (moldura de cierre y sellado de silicona incluidos)
 - ▶ Para tendido libre o para fijar con presillas de plástico (incluidas)
 - ▶ No apto para ambientes con sustancias químicas agresivas (p.ej. agua clorada)
- ▶ Strisce di LED rivestite su tutti i lati per illuminazione decorativa di esterni: in giardino, sopra l'ingresso, sotto la traversa del tetto, in ambienti umidi e in molti altri punti (protezione contro l'immersione in acqua - IP67).
 - ▶ Plug ,n' play: set completo pronto al collegamento per la massima facilità di posa
 - ▶ Trasformatore incluso (con protezione contro penetrazione di polvere e spruzzi d'acqua - IP64).
 - ▶ Cavo di alimentazione da 1 m incluso - Prolunga da 5 m disponibile come accessorio (con protezione dai getti diretti d'acqua - IP65)
 - ▶ Le strisce di LED sono accorciabili ogni 10 cm - Calotta terminale e sigillante al silicone inclusi
 - ▶ Per la posa mobile o il fissaggio con staffe in plastica (incluse)
 - ▶ Non adatte all'impiego in presenza di sostanze chimiche aggressive (acqua clorurata o simili)




WaterLED Neural white 3m

incl. 1x7,2 W
 420 lm, 4000 K
 230/12 V, 7,2 VA
 ⌀4,5 mm ⌀10 mm ⇄3 m
 EAN 4000870 704196
704.19 📦 **new**



WaterLED Multicolor 3m

incl. 1x7,2 W
 220 lm
 230/12 V, 7,2 VA
 ⌀4,5 mm ⌀10 mm ⇄3 m
 EAN 4000870 704165
704.16 📦 **new**



WaterLED Flex-Connector 5m

DC 12 V
 ⇄5 m
 EAN 4000870 704134
704.13 📦 **new**



WaterLED Neural white 5m

incl. 1x12 W
 700 lm, 4000 K
 230/12 V, 12 VA
 ⌀4,5 mm ⌀10 mm ⇄5 m
 EAN 4000870 704189
704.18 📦 **new**



WaterLED Multicolor 5m

incl. 1x12 W
 350 lm
 230/12 V, 12 VA
 ⌀4,5 mm ⌀10 mm ⇄5 m
 EAN 4000870 704158
704.15 📦 **new**



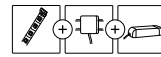
WaterLED Neural white 7,5m

incl. 1x18 W
 1000 lm, 4000 K
 230/12 V, 18 VA
 ⌀4,5 mm ⌀10 mm ⇄7,5 m
 EAN 4000870 704172
704.17 📦 **new**



WaterLED Multicolor 7,5m

incl. 1x18 W
 550 lm
 230/12 V, 18 VA
 ⌀4,5 mm ⌀10 mm ⇄7,5 m
 EAN 4000870 704141
704.14 📦 **new**



White Plastic
Blanco Plástico
Bianco Plastica



Black Plastic
Negro Plástico
Nero Plastica



Trafo
□ = 186



Stripe Daylight IP44

- ▶ YourLED LED strips for splash-protected installation in bathrooms and damp rooms (IP44). The coated strips are optimally sealed at the connection points by means of shrink tubing.
 - ▶ Reliable splash protection, thanks to large amount of shrinking and hot-melt adhesive seal
 - ▶ Optimal sealing results using a customary hot air gun
 - ▶ Can be combined with YourLED connectors and accessories
 - ▶ Easy mounting thanks to plug-in connections
 - ▶ Self-adhesive, flexible; can be shortened in the same way as the well-known YourLED LED strips
- ▶ Regletas de LEDs YourLED para montar protegidas frente a salpicaduras de agua en baños y ambientes húmedos (IP44). Las regletas recubiertas se impermeabilizan óptimamente mediante tubo contráctil en los puntos de conexión.
 - ▶ Fiable protección contra salpicaduras de agua gracias al alto grado de contractibilidad de la junta y al adhesivo de fusión
 - ▶ Óptima estanqueización sencillamente con la ayuda de un secador de pelo corriente
 - ▶ Combinable con accesorios y conectores YourLED
 - ▶ Montaje sencillo mediante conectores
 - ▶ Autoadhesivas, flexibles y recortables como las conocidas regletas YourLED
- ▶ Strisce di LED YourLED per il montaggio a prova di spruzzi d'acqua in bagno o in altri ambienti umidi (IP44). Le strisce rivestite vengono rese stagne mediante applicazione di un tubo termoretraibile nei punti di collegamento.
 - ▶ Protezione affidabile contro gli spruzzi d'acqua grazie all'elevata restringibilità e alla tenuta termoplastica
 - ▶ Per ottimi risultati di tenuta è sufficiente usare l'aria calda di un comune asciugacapelli
 - ▶ Combinabili con connettori e accessori YourLED
 - ▶ Montaggio semplice con connessioni a innesto
 - ▶ Autoadesive, flessibili e accorciabili come le note strisce LED YourLED

Stripe Warm white IP44 97cm A++-A
incl. 1x3,12W
195 lm, 3000K
∠ 120°
DC 12V
⌀3 ⇄975 ↗10,5 mm
EAN 4000870 703090
703.09 new



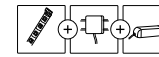
Stripe Daylight IP44 97cm A++-A
incl. 1x3,12W
273 lm, 6000K
∠ 120°
DC 12V
⌀3 ⇄975 ↗10,5 mm
EAN 4000870 703106
703.10 new

Stripe RGB IP44 97cm A++-A
incl. 1x9,36W
273 lm
∠ 120°
DC 12V
⌀3 ⇄975 ↗10,5 mm
EAN 4000870 703113
703.11 new

Stripe Pack Warm white IP44 3x97cm A++-A
incl. 3x3,12W
585 lm, 3000K
∠ 120°
DC 12V
⌀3 ⇄2925 ↗10,5 mm
EAN 4000870 704073
704.07 new

Stripe Pack Daylight IP44 3x97cm A++-A
incl. 3x3,12W
819 lm, 6000K
∠ 120°
DC 12V
⌀3 ⇄2925 ↗10,5 mm
EAN 4000870 704080
704.08 new

Stripe Pack RGB IP44 3x97cm A++-A
incl. 3x9,36W
819 lm
∠ 120°
DC 12V
⌀3 ⇄2925 ↗10,5 mm
EAN 4000870 703120
703.12 new



White Plastic
Blanco Plástico
Bianco Plastica




Trafo
□ = 186

DECO Stripe Neon

- ▶ Phosphorescent YourLED DECO LED strips with fascinating light effect
 - ▶ Glare-free for use in field of view, thanks to decorative coating
 - ▶ Useful orientation light even when switched off
 - ▶ Afterglow of max. 2 hours.
 - ▶ For expanding the YourLED DECO basic set
 - ▶ Can be combined with YourLED connectors and accessories
 - ▶ Easy mounting thanks to plug-in connections
 - ▶ Self-adhesive, flexible; can be shortened in the same way as the well-known YourLED LED strips
- ▶ Regletas YourLED DECO posluminescentes con fascinantes efectos de luz
 - ▶ Antideslumbrantes en la parte visible gracias a su decorativo recubrimiento
 - ▶ Útil luz de orientación incluso en estado apagado
 - ▶ Duración máx. de posluminescencia de 2 horas.
 - ▶ Para ampliar los juegos básicos YourLED DECO
 - ▶ Combinable con accesorios y conectores YourLED
 - ▶ Montaje sencillo mediante conectores
 - ▶ Autoadhesivas, flexibles y recortables como las conocidas regletas YourLED
- ▶ Strisce di LED fluorescenti YourLED DECO con suggestivo effetto luminoso
 - ▶ Nessun effetto abbagliante nella parte visibile grazie al rivestimento decorativo
 - ▶ Utili come luce di orientamento anche da spenta
 - ▶ Durata max. della fluorescenza: 2 ore
 - ▶ Per estensione dei set di base YourLED DECO
 - ▶ Combinabili con connettori e accessori YourLED
 - ▶ Montaggio semplice con connessioni a innesto
 - ▶ Autoadesive, flessibili e accorciabili come le note strisce LED YourLED

<p>Neon Lilac 1m A++-A incl. 1x2,4W 150 lm ∠ 120° DC 12V ⌀3 mm ↗10,5 mm ⇄1 m EAN 4000870 704363 704.36 new</p>	<p>Neon Pink 1m A++-A incl. 1x2,4W 150 lm ∠ 120° DC 12V ⌀3 mm ↗10,5 mm ⇄1 m EAN 4000870 704844 704.84 new</p>	<p>Neon Green 1m A++-A incl. 1x2,4W 150 lm ∠ 120° DC 12V ⌀3 mm ↗10,5 mm ⇄1 m EAN 4000870 704837 704.83 new</p>	<p>Neon Orange 1m A++-A incl. 1x2,4W 150 lm ∠ 120° DC 12V ⌀3 mm ↗10,5 mm ⇄1 m EAN 4000870 704318 704.31 new</p>
--	---	--	---

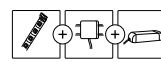


Basic Set Neon Lilac 3m expanded max. 6,25m A++-A
incl. 1x7,2W
450 lm
∠ 120°
230/12V, 18VA
⌀3 mm ↗10,5 mm ⇄3 m
EAN 4000870 705056
705.05 new

Basic Set Neon Pink 3m expanded max. 6,25m A++-A
incl. 1x7,2W
450 lm
∠ 120°
230/12V, 18VA
⌀3 mm ↗10,5 mm ⇄3 m
EAN 4000870 705070
705.07 new

Basic Set Neon Green 3m expanded max. 6,25m A++-A
incl. 1x7,2W
450 lm
∠ 120°
230/12V, 18VA
⌀3 mm ↗10,5 mm ⇄3 m
EAN 4000870 705049
705.04 new

Basic Set Neon Orange 3m expanded max. 6,25m A++-A
incl. 1x7,2W
450 lm
∠ 120°
230/12V, 18VA
⌀3 mm ↗10,5 mm ⇄3 m
EAN 4000870 705063
705.06 new



White Plastic
Blanco Plástico
Bianco Plastica



Trafo
= 186

DECO Stripe Glitter Blue


- ▶ Phosphorescent YourLED DECO LED strips with fascinating glitter light effect
Glare-free for use in field of view, thanks to decorative coating
Useful orientation light even when switched off
Afterglow of max. 2 hours.
- ▶ For expanding the YourLED DECO basic set
- ▶ Can be combined with YourLED connectors and accessories
Plug-in connectors for easy mounting
Self-adhesive, flexible; can be shortened in the same way as the well-known YourLED LED strips
- ▶ Regletas YourLED DECO posluminiscentes con fascinantes efectos de brillos de luz
Antideslumbrantes en la parte visible gracias a su decorativo recubrimiento
Útil luz de orientación incluso en estado apagado
Duración máx. de posluminiscencia de 2 horas.
- ▶ Para ampliar los juegos básicos YourLED DECO
- ▶ Combinable con accesorios y conectores YourLED
Conectores que permiten un montaje sencillo
Autoadhesivas, flexibles y recortables como las conocidas regletas YourLED
- ▶ Strisce di LED fluorescenti YourLED DECO con suggestivo effetto glitter
Nessun effetto abbagliante nella parte visibile grazie al rivestimento decorativo
Utile come luce di orientamento anche da spenta
Durata max. della fluorescenza: 2 ore
- ▶ Per estensione dei set di base YourLED DECO
- ▶ Combinabili con connettori e accessori YourLED
Montaggio semplice con connessioni a innesto
Autoadesive, flessibili e accorciabili come le note strisce LED YourLED



DECO Stripe Glitter Blue 1m

A++-A

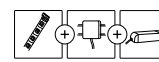
incl. 1x2,4 W
150 lm
\sphericalangle 120°
DC 12 V
3 mm 10,5 mm 1 m
EAN 4000870 704820
704.82 new



Basic Set DECO Stripe Glitter Blue 3m expanded max. 6,25m

A++-A

incl. 1x7,2 W
450 lm
\sphericalangle 120°
230/12 V, 18 VA
3 mm 10,5 mm 3 m
EAN 4000870 705032
705.03 new



White Plastic
Blanco Plástico
Bianco Plastica



Trafo
= 186

DECO Stripe Glitter


- ▶ YourLED DECO LED strips with fascinating glitter light effect
Glare-free for use in field of view, thanks to decorative coating and holographic light effects
- ▶ For expanding the YourLED DECO basic set
- ▶ Can be combined with YourLED connectors and accessories
Plug-in connectors for easy mounting
Self-adhesive, flexible; can be shortened in the same way as the well-known YourLED LED strips
- ▶ Regletas YourLED DECO con fascinantes efectos de brillos de luz
Antideslumbrantes en la parte visible gracias a su decorativo recubrimiento y con efectos de luz holográficos
- ▶ Para ampliar los juegos básicos YourLED DECO
- ▶ Combinable con accesorios y conectores YourLED
Conectores que permiten un montaje sencillo
Autoadhesivas, flexibles y recortables como las conocidas regletas YourLED
- ▶ Strisce di LED YourLED DECO con suggestivo effetto glitter
Nessun effetto abbagliante nella parte visibile grazie a rivestimento decorativo ed effetti olografici
- ▶ Per estensione dei set di base YourLED DECO
- ▶ Combinabili con connettori e accessori YourLED
Montaggio semplice con connessioni a innesto
Autoadesive, flessibili e accorciabili come le note strisce LED YourLED



DECO Stripe Glitter 1m

A++-A

incl. 1x2,4 W
150 lm, 3000 K
\sphericalangle 120°
DC 12 V
3 mm 10,5 mm 1 m
EAN 4000870 704851
704.85 new

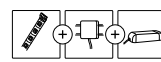


Basic Set DECO Stripe Glitter 3m expanded max. 6,25m

A++-A

incl. 1x7,2 W
450 lm, 3000 K
\sphericalangle 120°
230/12 V, 18 VA
3 mm 10,5 mm 3 m
EAN 4000870 705025
705.02 new





White Plastic
Blanco Plástico
Bianco Plastica



Trafo
= 186

Stripe Gold 97cm

- ▶ Coated YourLED LED strip with golden light for decorative room illumination and practical use. Easy installation thanks to adhesive rear side and plug-in system. Splash protection can be achieved by using optional accessories. Please select the required power supply based on the length of the entire strip.
- ▶ Can be combined with YourLED connectors and accessories
- ▶ Plug-in connectors for easy mounting
- ▶ Self-adhesive, flexible; can be shortened in the same way as the well-known YourLED LED strips
- ▶ Expandable to up to 9 strips (9 m)
- ▶ Regleta YourLED recubierta y con luz de tono dorado para iluminación decorativa y útil. Fácil de montar gracias al sistema de conexión y el dorso autoadhesivo. Protección opcional contra salpicaduras de agua mediante accesorios. Seleccione la fuente de alimentación que precise según la longitud total de la regleta.
- ▶ Combinable con accesorios y conectores YourLED
- ▶ Conectores que permiten un montaje sencillo
- ▶ Autoadhesivas, flexibles y recortables como las conocidas regletas YourLED
- ▶ Ampliable hasta un máx. de 9 regletas (9m)
- ▶ Striscia di LED rivestita YourLED con colore della luce dorato per illuminazione funzionale e decorativa. Montaggio semplice grazie a retro adesivo e sistema a innesto. Protezione contro gli spruzzi d'acqua opzionale come accessorio. Scegliere l'alimentatore adatto in funzione della lunghezza complessiva della striscia.
- ▶ Combinabile con connettori e accessori YourLED
- ▶ Connessione a innesto per un montaggio semplice
- ▶ Autoadesiva, flessibile e accorciabile come le note strisce LED YourLED
- ▶ Ampliable fino a max. 9 strisce (9 m)



Stripe Gold 97cm

incl. 1x3,12 W
156 lm, 2000 K
120°
DC 12 V
3 ⇔ 975 10,5 mm
EAN 4000870 704622
704.62 new

A++-A

LED



Digital LED Stripe Set

- ▶ LED Stripe set with 164 functions for a range of different light effects, can be shortened electronically
- ▶ The digital control allows colours to be mixed in dynamic rhythms
- ▶ Can be dimmed or switched on or off by remote control.
- ▶ 3 LEDs can be disconnected from the strip end in segments. This allows the strip to be installed in a range of locations at the appropriate length.
- ▶ Juego de regleta LED electrónica acortable con 164 funciones para diversos efectos lumínicos
- ▶ El control digital permite mezclar colores a ritmos dinámicos
- ▶ Conmutable y regulable por mando a distancia
- ▶ Desde el extremo de la regleta se pueden desconectar 3 LED por segmento. Así se puede colocar la regleta en la longitud adecuada en distintos lugares
- ▶ Set di strisce LED accorciabili con 164 funzioni per molteplici effetti di luce
- ▶ Il sistema di comando digitale consente di miscelare i colori con ritmi dinamici
- ▶ Commutabile e regolabile tramite telecomando
- ▶ Dalle estremità delle strisce è possibile disinserire 3 LED per segmento. In questo modo la striscia può essere utilizzata in diversi punti con una lunghezza differente

White Plastic
Blanco Plástico
Bianco Plastica



Digital LED Stripe Set 3m

incl. 1x14 W
165 lm
230/12 V, 18 VA
3 mm 10,5 mm ⇔ 3 m
EAN 4000870 704813
704.81 new

A++-A

LED



Digital LED Stripe Set 5m

incl. 1x24 W
275 lm
230/12 V, 24 VA
3 mm 10,5 mm ⇔ 5 m
EAN 4000870 704806
704.80 new

A++-A

LED



Blacklight
Luz negra
Luce nera

White Plastic
Blanco Plástico
Bianco Plastica



BlackLight LED Stripe-Set 1m

incl. 1x7,2 W
230/12 V, 15 VA
2,5 mm 10,5 mm ⇔ 1 m
EAN 4000870 703281
703.28

LED




BlackLight LED Stripe-Set 3m

incl. 1x21,6 W
230/12 V, 22 VA
2,5 mm 10,5 mm ⇔ 3 m
EAN 4000870 703298
703.29

LED





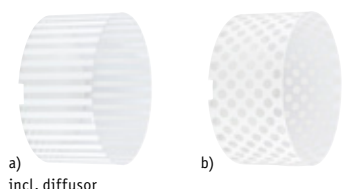
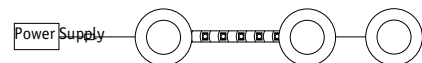
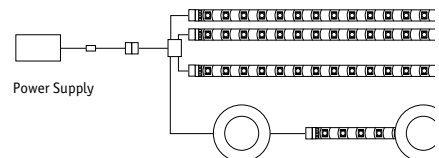

☞ Chrome/Chrome matt/Transparent ☒ Metal/Acrylic
 ☞ Cromo/Cromo mate/Trasparente ☒ Metal/Acrylic
 ☞ Cromo/Cromo opaco/Trasparente
 ☒ Metallo/Acrilico



www.paulmann.com/decobeam/all

YourLED DecoBeam

- ▶ „SunRay“ effect for walls & ceilings
 - ▶ Two interchangeable effect films included
 - ▶ Can be mounted directly onto a flush-mounting box
 - ▶ The DecoBeam YourLED item can be directly combined with a YourLED Stripes installation
 - ▶ Deco panel is reversible (chrome and chrome matt)
- ▶ Efecto „rayo de sol“ para pared y techo
 - ▶ Se incluyen dos láminas intercambiables para efectos
 - ▶ Puede montarse directamente en un enchufe empotrable
 - ▶ El artículo Deco Beam YourLED puede combinarse con las regletas YourLED
 - ▶ La cubierta decorativa es reversible (cromo y cromo mate)
- ▶ „Effetto „SunRay“ per parete e soffitto
 - ▶ Comprese due lamine effetto intercambiabili
 - ▶ Può essere montato direttamente su una presa sotto intonaco
 - ▶ L'articolo Deco Beam YourLED può essere combinato direttamente con un'installazione YourLED Stripe
 - ▶ Lo schermo decorativo è double-face (color cromo e cromo opaco)



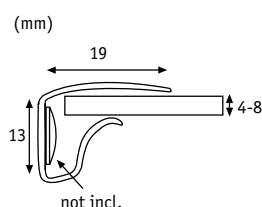
incl. cap
 Chrome
 Chrome matt



YourLED DecoBeam A++-A
 LED
 incl. 1x2,2W
 93 lm, 3000 K
 12V
 ∅54 ∅103 mm
 EAN 4000870 703311
703.31



☞ Transparent ☒ Plastic
 ☞ Trasparente ☒ Plástico
 ☞ Trasparente ☒ Plastica



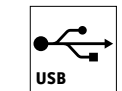
BackLight Profil 1m

- ▶ Decorative light for display cases and glass edgings
 - ▶ For illumination of glass shelves of any length with YourLED Stripes
 - ▶ Suitable for glass thicknesses of 4-8 mm
 - ▶ Easily fitted: Strip inserted and plugged on the back edges of the glass shelves
- ▶ Iluminación decorativa para vitrinas y estantes de cristal
 - ▶ Para la iluminación de suelos de cristal de cualquier longitud con regletas YourLED
 - ▶ Adecuada para grosores de cristal de 4-8 mm
 - ▶ Montaje simple: Encaje la regleta acoplado el dorso al suelo de cristal
- ▶ Luce decorativa per vetrine e ripiani in vetro
 - ▶ Per l'illuminazione di ripiani in vetro della lunghezza desiderata con YourLED Stripes
 - ▶ Adatto per vetri con spessore di 4-8 mm
 - ▶ Montaggio semplice: basta posare la striscia e montarla sul bordo posteriore dei ripiani in vetro

BackLight Profil 1m
 ∅13 mm ∅19 mm ∅1 m
 EAN 4000870 702833
702.83



☞ White ☒ Metal/Plastic
 ☞ Blanco ☒ Metal/Plástico
 ☞ Bianco ☒ Metallo/Plastica



USB-Stripe Sideview



USB-Stripe Pack

- Display with LED USB strips**
- ▶ For use with conventional USB ports
 - ▶ For decorative auxiliary lighting (keyboards, radios, PC casings and more)
 - ▶ In the colours white, trendy blue, or an attractive red and white mix
 - ▶ Glare-free light, directed to the side
 - ▶ The lights feature adhesive backing, for quick and easy installation.

- Expositor de regletas LED con USB**
- ▶ Utilizables con los puertos USB habituales
 - ▶ Para una iluminación decorativa adicional (teclado, radio, carcasa del PC y otros)
 - ▶ Luz de color blanco, azul como color de moda o en una atractiva mezcla de rojo y blanco
 - ▶ Iluminación lateral sin deslumbramientos
 - ▶ Instalación rápida sin herramientas gracias a las tiras adhesivas en el dorso

- Box di presentazione con strisce LED USB**
- ▶ Collegamento alle normali prese USB
 - ▶ Per l'illuminazione aggiuntiva decorativa (tastiera, radio, case del PC o altro)
 - ▶ Luce di colore bianco, colore trend blu o attraente mix bianco-rosso
 - ▶ Illuminazione laterale anabbagliante
 - ▶ Installazione rapida senza bisogno di attrezzi grazie alla striscia adesiva sul retro





USB-Stripe Daylight 30cm A++-A
 LED
 incl. 1x1,5 W
 6000 K
 ∅3 ∅300 ∅5 mm
 EAN 4000870 704554
704.55



USB-Stripe Blue 30cm A++-A
 LED
 incl. 1x1,5 W
 ∅3 ∅300 ∅5 mm
 EAN 4000870 704561
704.56



USB-Stripe Red/White 30cm A++-A
 LED
 incl. 1x1,5 W
 ∅3 ∅300 ∅5 mm
 EAN 4000870 704578
704.57



High-quality double-T profile made of aluminium with anodised finish – for two-sided light effects


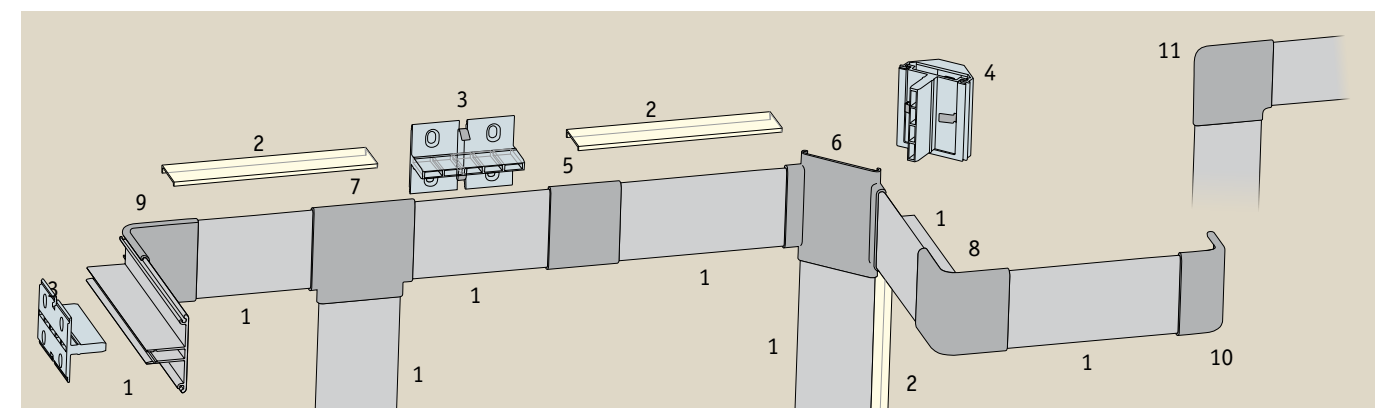
- ▶ For varied lighting with the YourLED Strip system
- ▶ Decorative light for presentation of living spaces
- ▶ Optional diffuser for uniform light distribution
- ▶ For wall, ceiling or corner mounting
- ▶ Multifunctional accessories for layout and profile terminals
- ▶ Including cable guides
- ▶ Positive cooling effect for LED Strips

Perfil de gran calidad de doble T en aluminio con superficie anodizada – para efectos lumínicos bilaterales

- ▶ Para una iluminación versátil con el sistema de regletas YourLED
- ▶ Iluminación decorativa para una puesta en escena de espacios habitables
- ▶ Difusor opcional para una distribución uniforme de la luz
- ▶ Para instalación en pared, techo o esquinas
- ▶ Accesorios versátiles para el tendido y perfiles embellecedores
- ▶ Incl. guía para cables
- ▶ Positivo efecto refrescante para regletas de LEDs

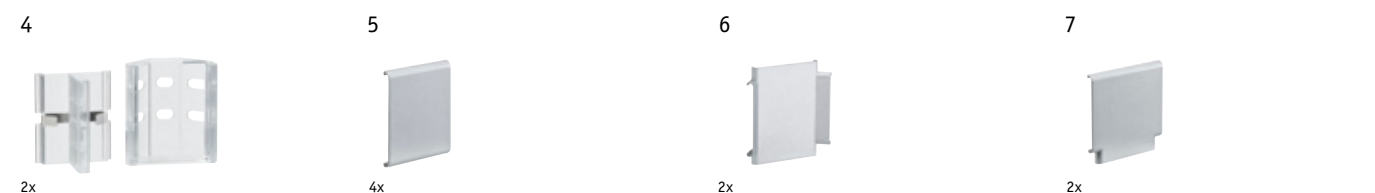
Profilato a doppia T di qualità in alluminio con superficie anodizzata - per effetti di luce su due lati

- ▶ Per l'illuminazione versatile con il sistema YourLED Stripe
- ▶ Luce decorativa per l'allestimento luminoso degli spazi abitativi
- ▶ Diffusore opzionale per la distribuzione omogenea della luce
- ▶ Per il montaggio a parete, a soffitto o ad angolo
- ▶ Molteplici accessori per la posa e la chiusura dei profilati
- ▶ Comprensivo di canalina per cavi
- ▶ Effetto positivo rinfrescante delle strisce LED




<p>Duo Profil 1m</p> <p>∅40 mm ∅20 mm ∅1 m EAN 4000870 702680 702.68</p>	<p>Duo Profil 2m</p> <p>∅40 mm ∅20 mm ∅2 m EAN 4000870 702673 702.67</p>	<p>Duo Profil Diffusor</p> <p>∅4 mm ∅20 mm ∅2 m EAN 4000870 702697 702.69</p>	<p>Duo Profil Fixture</p> <p>∅36 ∅50 ∅21 mm EAN 4000870 702758 702.75</p>
--	--	---	---

<p>Alu Alu Aluminio Aluminio Alluminio Alluminio</p>	<p>Alu Alu Aluminio Aluminio Alluminio Alluminio</p>	<p>Satin Plastic Satinada Plástico Satinato Plastica</p>	<p>Transparent Plastic Trasparente Plástico Trasparente Plastica</p>
--	--	--	--



<p>Duo Profil Clix</p> <p>∅40 ∅36 ∅37 mm EAN 4000870 702215 702.21</p>	<p>Duo Profil Cover</p> <p>∅42 ∅35 ∅5 mm EAN 4000870 702703 702.70</p>	<p>Duo Profil X-Cover</p> <p>∅55 ∅55 ∅10 mm EAN 4000870 703304 703.30</p>	<p>Duo Profil T-Cover</p> <p>∅49 ∅50 ∅5 mm EAN 4000870 702710 702.71</p>
--	--	---	--

<p>Transparent Plastic Trasparente Plástico Trasparente Plastica</p>	<p>Alu matt Plastic Aluminio mate Plástico Alluminio opaco Plastica</p>	<p>Alu matt Plastic Aluminio mate Plástico Alluminio opaco Plastica</p>	<p>Alu matt Plastic Aluminio mate Plástico Alluminio opaco Plastica</p>
--	---	---	---



<p>Duo Profil Outside Corner</p> <p>∅42 ∅35 ∅35 mm EAN 4000870 702734 702.73</p>	<p>Duo Profil Inside Corner</p> <p>∅42 ∅39 ∅39 mm EAN 4000870 702727 702.72</p>	<p>Duo Profil End Cap</p> <p>∅42 ∅22 ∅24 mm EAN 4000870 702741 702.74</p>	<p>Duo Profil 90° Corner</p> <p>EAN 4000870 704530 704.53 new</p>
--	---	---	--

<p>Alu matt Plastic Aluminio mate Plástico Alluminio opaco Plastica</p>	<p>Alu matt Plastic Aluminio mate Plástico Alluminio opaco Plastica</p>	<p>Alu matt Plastic Aluminio mate Plástico Alluminio opaco Plastica</p>	<p>Alu matt Plastic Aluminio mate Plástico Alluminio opaco Plastica</p>
---	---	---	---




www.paulmann.com/yourledvideo/all



702.64 + 702.62



702.63 + 702.62



702.74 + 702.65

High-quality angle profile made of aluminium with anodised finish including diffuser

- ▶ For varied lighting with the YourLED Strip system
- ▶ Decorative light for presentation of baseboards or closing edges
- ▶ Additional lighting for utility spaces or under cabinets
- ▶ Orientation and guide lights at shadow and danger zones
- ▶ Multifunctional accessories for layout and profile terminals
- ▶ Also usable as continuous lighting by employing economical LED Strips
- ▶ Positive cooling effect for LED Strips

Perfil en ángulo de gran calidad en aluminio con superficie anodizada – incluido difusor

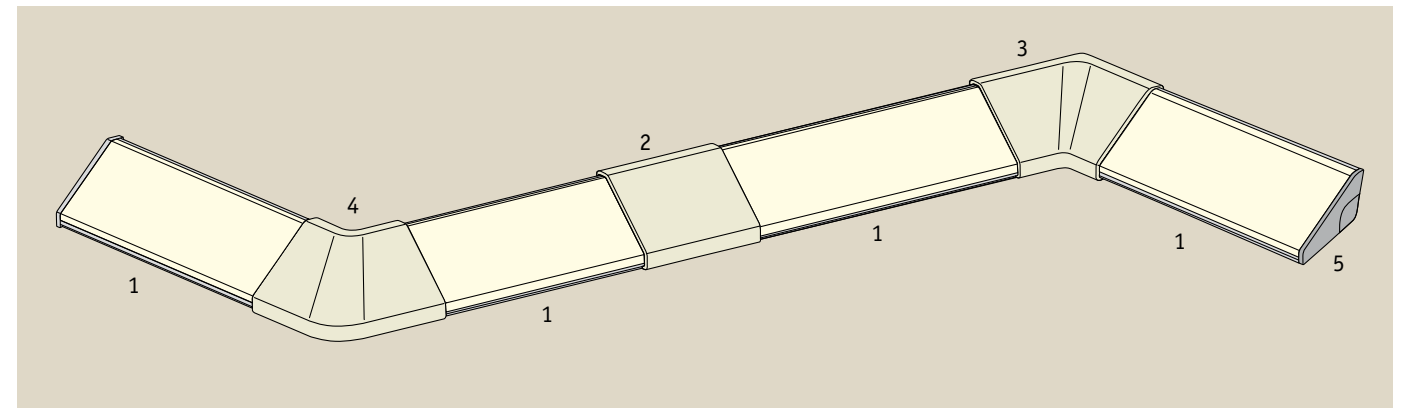
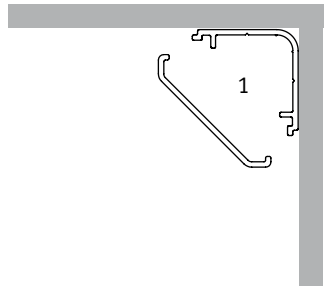
- ▶ Para una iluminación versátil con el sistema de regletas YourLED
- ▶ Iluminación decorativa para una puesta en escena de rodapiés o remates de esquinas
- ▶ Iluminación adicional de superficies útiles o bajo armarios
- ▶ Luz de orientación y de guía para zonas en penumbra o peligrosas
- ▶ Accesorios versátiles para el tendido y perfiles embellecedores
- ▶ El empleo de regletas de LEDs de bajo consumo permite también su utilización como iluminación permanente
- ▶ Positivo efecto refrescante para regletas de LEDs

Profilato angolare di qualità in alluminio con superficie anodizzata con diffusore

- ▶ Per l'illuminazione versatile con il sistema YourLED Stripe
- ▶ Luce decorativa per l'allestimento luminoso di battiscopa o di bordi di chiusura
- ▶ Illuminazione aggiuntiva di superfici utili o di sottopensili
- ▶ Luce direzionale e di orientamento per le zone d'ombra o le aree pericolose
- ▶ Molteplici accessori per la posa e la chiusura dei profilati
- ▶ Utilizzabile anche per l'illuminazione costante grazie all'impiego delle strisce di LED a basso consumo energetico
- ▶ Effetto positivo rinfrescante delle strisce LED



for LED Stripe



Delta Profil incl. Diffusor 1m

∅20 mm ∅20 mm ∅1 m
EAN 4000870 702628
702.62

- Alu/Satin
- Aluminio/Satinada
- Alluminio/Satinato



Delta Profil incl. Diffusor 2m

∅20 mm ∅20 mm ∅2 m
EAN 4000870 702611
702.61

- Alu/Satin
- Aluminio/Satinada
- Alluminio/Satinato



Delta Profil Cover

∅29 ∅35 ∅5 mm
EAN 4000870 702635
702.63

- Satin
- Satinada
- Satinato



Delta Profil Inside Corner

∅21 ∅35 ∅35 mm
EAN 4000870 702642
702.64

- Satin
- Satinada
- Satinato



Delta Profil Outside Corner

∅21 ∅35 ∅35 mm
EAN 4000870 702659
702.65

- Satin
- Satinada
- Satinato



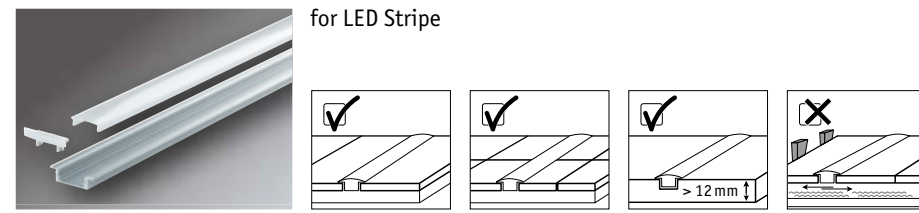
Delta Profil End Cap

∅20 ∅8 ∅20 mm
EAN 4000870 702666
702.66

- Alu matt
- Aluminio mate
- Alluminio opaco



Alu/Satin Alu/Plastic
 Aluminio/Satinada Aluminio/Plástico
 Alluminio/Satinato Alluminio/Plastica



Floor Profil

- ▶ Recessed profile for illumination with LED strips creates attractive lighting effects. Can also be used as orientation and guide lights at shadow and danger zones.
- ▶ High-quality aluminium profile with satin cover on which it is safe to walk (can withstand up to 130 kg)
- ▶ Uniform light distribution.
- ▶ Can be installed in milled grooves on materials with a thickness of 12 mm or more or can be permanently glued to laminate flooring, tiles and carpets.
- ▶ Incl. end caps
- ▶ Not suitable for installation on floating laminate
- ▶ Perfil empotrable para iluminación con regletas de LEDs que crea atractivos efectos de luz. Apto también para usar como luz guía o de orientación.
- ▶ Perfil de aluminio de excelente calidad con cubierta resistente a la pisada (hasta 130 kg)
- ▶ Distribución lumínica uniforme.
- ▶ Para integrar en materiales a partir de 12 mm de grosor o para pegar de forma fija en baldosas, moquetas o suelos laminados.
- ▶ Incluye molduras de cierre
- ▶ No apto para suelos laminados flotantes
- ▶ Profilo da incasso per illuminazione con strisce di LED, per creare affascinanti effetti luminosi. Utilizzabile anche come luce direzionale o di orientamento.
- ▶ Profilato in alluminio di alta qualità con copertura calpestabile (130 kg max.)
- ▶ Distribuzione omogenea della luce.
- ▶ Per montaggio a incasso in materiali a partire da 12 mm di spessore o per incollaggio permanente su laminato, piastrelle e moquette.
- ▶ Calotte terminali incluse
- ▶ Non adatto per il montaggio su laminato galleggiante



Floor Profil 2m

9 2010 27 mm
 EAN 4000870 704097
704.09 new

Kg
 130

Floor Profil 1m

9 1010 27 mm
 EAN 4000870 704103
704.10 new

Kg
 130



for LED Stripe



Corner Profil

- ▶ Decorative ceiling profile for shining indirect light onto the wall with LED strips.
- ▶ Uniform light distribution.
- ▶ End caps for straight wall cuts included in scope of supply
- ▶ Inner and outer corners available as accessories
- ▶ Outer corners can also be used as start and end points on straight sections
- ▶ Can be fastened with customary construction adhesives
- ▶ For laying LED strips and cable connections.
- ▶ Decorativo perfil de techo para iluminación indirecta de la pared con regletas de LEDs.
- ▶ Distribución lumínica uniforme.
- ▶ Se suministra junto con molduras de cierre para secciones de pared rectas
- ▶ Rinconeros y esquineros disponibles como accesorios
- ▶ Los esquineros pueden usarse igualmente como punto inicial o final en tramos rectos
- ▶ Fijación mediante adhesivos de construcción comerciales
- ▶ Para el tendido de regletas de LEDs y conectores de cables.
- ▶ Profilo decorativo per soffitto per l'illuminazione indiretta di pareti con strisce a LED.
- ▶ Distribuzione omogenea della luce.
- ▶ Calotte terminali incluse nel volume di consegna per montaggio anche a metà parete
- ▶ Angoli interni ed esterni disponibili come accessori
- ▶ Angoli esterni utilizzabili anche come elemento iniziale o finale su un tratto rettilineo
- ▶ Fissaggio con adesivi da costruzione comunemente in commercio
- ▶ Per la posa di strisce di LED e connettori per cavi.



Corner Profil 1m 1 m
 EAN 4000870 704400
704.40 new

Corner Profil 2m 2 m
 EAN 4000870 704394
704.39 new



Corner Profil Outside Edge
 EAN 4000870 704417
704.41 new

Corner Profil Inside Edge
 EAN 4000870 704424
704.42 new



Alu matt/Black Alu/Plastic
Aluminio mate/Negro
Aluminio/Plástico
Alluminio opaco/Nero
Alluminio/Plastica



TriX

- ▶ LED cabinet lamp
- ▶ Clear cover with prism effect
- ▶ Super flat, high-quality aluminium profile
- ▶ Incl. touch switch
- ▶ Easily fixed in place with mounting clips
- ▶ Incl. power supply
- ▶ Luminarias de armario de LED
- ▶ Cubierta transparente con efecto prismático
- ▶ Perfil de aluminio extraplano de gran calidad
- ▶ Incl. interruptor táctil
- ▶ Fácil fijación mediante presillas de montaje
- ▶ Incl. fuente de alimentación
- ▶ Illuminazione LED
- ▶ Copertura chiara con effetto prisma
- ▶ Profilo in alluminio di qualità, ultrapiatto
- ▶ Interruttore touch incluso
- ▶ Facile da fissare grazie alle clip di montaggio
- ▶ Alimentazione inclusa



incl. 1x4,2 W

340 lm, 3000 K
 $\angle 120^\circ$
 230/12 V, 7 VA
 $\updownarrow 12 \leftrightarrow 465 \varnothing 65 \text{ mm}$
 EAN 4000870 703984
703.98



Alu matt Alu/Plastic
Aluminio mate Aluminio/Plástico
Alluminio opaco Alluminio/Plastica




SenseLight

- ▶ LED drawer light with distance sensor
- ▶ Ideal for lighting drawers and closets
- ▶ Distance sensor switches automatically during opening and closing. Switching distance 5 cm
- ▶ Minimal installation height
- ▶ Easy to mount using slot blocks
- ▶ Luz de cajón de LEDs con sensor de distancia
- ▶ Ideal para iluminar cajones y armarios
- ▶ El sensor de distancia actúa automáticamente al abrir y cerrar el mueble. Distancia de actuación 5 cm
- ▶ Mínima altura de montaje
- ▶ Montaje sencillo: fijación con tacos de corredera
- ▶ Luce LED per cassetti con sensore di prossimità
- ▶ Ideale per l'illuminazione di cassetti e armadi
- ▶ Il sensore di prossimità scatta automaticamente all'apertura/chiusura. Distanza di commutazione 5 cm
- ▶ Minimo spessore di montaggio
- ▶ Semplice fissaggio con elementi a incastro



incl. 1x6,5 W

287 lm, 2700 K
 $\angle 120^\circ$
 230/12 V, 7 VA
 $\updownarrow 13 \leftrightarrow 500 \varnothing 31 \text{ mm}$
 EAN 4000870 703991
703.99



Silver Plastic
Plateada Plástico
Argentato Plastica




incl. 1x0,33 W

25 lm, 2700 K
 $\angle 120^\circ$
 $\updownarrow 22 \leftrightarrow 53 \varnothing 95 \text{ mm}$
 EAN 4000870 704981
704.98 **new**



SnapLED

- ▶ Optimal for sliding doors: Miniature LED light with roller for battery operation. When a cabinet door is opened, the roller automatically switches the light on and off again. Light that is simply there when you need it.
- ▶ Easy installation; simply fasten removable mounting base with adhesive pads or screws
- ▶ Easily accessible battery compartment
- ▶ Operated with 4x1.5V AAA (excl.)
- ▶ Clear cover and reflector for optimised light yield
- ▶ Ideal para puertas correderizas: miniluminarias de LEDs con rueda corredera para usar a pilas. La rueda enciende y apaga automáticamente la luz al abrirse o cerrarse una puerta del ropero. Sencillamente: luz cuando y donde se necesita.
- ▶ Fácil de fijar: base separable que puede fijarse con tornillos o almohadillas adhesivas
- ▶ Compartimento de pilas fácilmente accesible
- ▶ Funciona con 4 pilas AAA de 1,5V (no incl.)
- ▶ Cubierta transparente y reflector para un óptimo rendimiento lumínico
- ▶ Ottima per le porte scorrevoli: miniluce a LED con rullino di scorrimento funzionante a batteria. Il rullino di scorrimento accende automaticamente la luce quando una porta dell'armadio viene aperta, e successivamente torna a spegnerla. Per avere la luce giusta al momento giusto - né più, né meno.
- ▶ Montaggio semplice con base separabile per fissaggio con cuscinetti adesivi o viti
- ▶ Vano batterie facilmente accessibile
- ▶ Funzionamento con 4 batterie AAA da 1,5 V (non include)
- ▶ Copertura trasparente e riflettore per una propagazione ottimale della luce



Alu Alu/Plastic
Aluminio Aluminio/Plástico
Alluminio Alluminio/Plastica



incl. 1x0,18 W

7400-9400 K
 $\angle 120^\circ$
 $\updownarrow 24 \leftrightarrow 66 \varnothing 65 \text{ mm}$
 EAN 4000870 705001
705.00 **new**



TriLED

- ▶ Miniature LED light with magnet contact for battery operation. When a cabinet door is opened, the magnet contact automatically switches the light on and off again. Light that is simply there when you need it.
- ▶ Easy installation with adhesive pads
- ▶ Operated with 3x1.5 V AAA (excl.)
- ▶ Clear cover and reflector for optimised light yield
- ▶ Miniluminarias de LEDs con contacto magnético para usar a pilas. El contacto magnético enciende y apaga automáticamente la luz al abrirse o cerrarse una puerta del ropero. Sencillamente: luz cuando y donde se necesita.
- ▶ Fácil de montar mediante almohadillas adhesivas
- ▶ Funciona con 3 pilas AAA de 1,5V (no incl.)
- ▶ Cubierta transparente y reflector para un óptimo rendimiento lumínico
- ▶ Miniluce a LED con contatto magnetico funzionante a batteria. Il contatto magnetico accende automaticamente la luce quando una porta dell'armadio viene aperta, e successivamente torna a spegnerla. Per avere la luce giusta al momento giusto - né più, né meno.
- ▶ Montaggio semplice con cuscinetti adesivi
- ▶ Funzionamento con 3 batterie AAA da 1,5 V (non include)
- ▶ Copertura trasparente e riflettore per una propagazione ottimale della luce




White Plastic
 Blanco Plástico
 Bianco Plastica

Cubeline

- ▶ LED light bar in compact design
 - ▶ Slim plastic profile
 - ▶ Uniform light distribution
 - ▶ Also for vertical mounting in shelf compartments sized for standard file folders
 - ▶ Easily secured in place via screw holes
- ▶ Regleta de luces de LEDs en formato compacto
 - ▶ Esbelto perfil de plástico
 - ▶ Distribución uniforme de la luz
 - ▶ También para montaje vertical en compartimentos con altura de archivador estándar
 - ▶ Fácil fijación mediante molduras con rosca
- ▶ Listello luminoso LED a forma compatta
 - ▶ Sottile profilo in plastica
 - ▶ Distribuzione omogenea della luce
 - ▶ Anche per il montaggio in verticale in vani d'armadio con altezza standard per classificatori
 - ▶ Semplice fissaggio con canaline ad avvitamento



incl. 1×3,5 W
 240 lm, 3000 K
 $\sphericalangle 120^\circ$
 230/12 V, 3,6 VA
 ⌀24 ⇄300 ↗19 mm
 EAN 4000870 704004
704.00



Alu matt Alu/Plastic
 Aluminio mate Aluminio/Plástico
 Alluminio opaco Alluminio/Plastica



JetLine

- ▶ LED light bar with touch switch
 - ▶ Incl. satinied diffuser for uniform light distribution
 - ▶ Convenient installation thanks to clip holder
 - ▶ Ideal for 50 cm (70402) / 30 cm (70401) cabinet or shelf widths
 - ▶ With blue illuminated touch switch for quick orientation in the dark
- ▶ Regleta de luces de LEDs con interruptor táctil
 - ▶ Incl. difusor satinado para una distribución uniforme de la luz
 - ▶ Cómodo montaje gracias a la fijación por presilla
 - ▶ Ideal para anchuras de compartimento o armario de 50 cm (70402) / 30cm (70401)
 - ▶ Con interruptor táctil de piloto azul para su rápida localización a oscuras
- ▶ Listello LED con interruttore touch
 - ▶ Con diffusore satinato per la distribuzione omogenea della luce
 - ▶ Comodo da montare grazie al supporto a clip
 - ▶ Ideale per armadi o ripiani di 50 cm (70402) / 30 cm (70401) di larghezza
 - ▶ Con interruttore touch luminoso blu per una più rapida individuazione al buio



incl. 1×3,5 W
 150 lm, 2700 K
 $\sphericalangle 120^\circ$
 230/12 V, 3,6 VA
 ⌀17,5 ⇄260 ↗20 mm
 EAN 4000870 704011
704.01

incl. 1×6,2 W
 288 lm, 2700 K
 $\sphericalangle 120^\circ$
 230/12 V, 7 VA
 ⌀17,5 ⇄460 ↗20 mm
 EAN 4000870 704028
704.02



Alu matt Alu/Plastic
 Aluminio mate Aluminio/Plástico
 Alluminio opaco Alluminio/Plastica



DressLight

- ▶ Trimmable LED clothing rack lamp
 - ▶ Effortless switching with integrated motion detector
 - ▶ High-quality aluminium profile, trimmable with metal saw
 - ▶ Incl. soft top for silent gliding of hangers
 - ▶ Mounting flange with integrated power supply
- ▶ Luminaria de LED recortable para barra de perchas
 - ▶ Cómodo encendido mediante sensor de movimiento integrado
 - ▶ Perfil de aluminio de gran calidad recortable con sierra de metal
 - ▶ Incl. parte superior blanda para deslizamiento silencioso de las perchas
 - ▶ Brida de montaje con pasacorriente integrado
- ▶ Luce LED per asta portabiti accorciabile
 - ▶ Grande comodità di accensione e spegnimento con il sensore di movimento integrato
 - ▶ Profilo in alluminio di qualità, accorciabile con sega per metallo
 - ▶ Morbida striscia superiore inclusa per fare scivolare le grucce senza rumore
 - ▶ Flangia di montaggio con alimentazione di corrente integrata



incl. 1×6,5 W
 300 lm, 2700 K
 $\sphericalangle 120^\circ$
 230/12 V, 7 VA
 ⌀31 ⇄600 ↗19 mm
 EAN 4000870 704035
704.03

incl. 1×11,5 W
 535 lm, 2700 K
 $\sphericalangle 120^\circ$
 230/12 V, 12 VA
 ⌀31 ⇄1100 ↗19 mm
 EAN 4000870 704042
704.04



Silver Plastic
 Plateada Plástico
 Argentato Plastica



incl. 1×0,9 W
 35 lm, 2700 K
 $\sphericalangle 120^\circ$
 ⌀30 ⇄600 ↗16 mm
 EAN 4000870 705018
705.01 **new**

incl. 1×1,35 W
 58 lm, 2700 K
 $\sphericalangle 120^\circ$
 ⌀30 ⇄1100 ↗16 mm
 EAN 4000870 704998
704.99 **new**



- Alu matt Metal/Plastic
- Aluminio mate Metal/Plástico
- Alluminio opaco Metallo/Plastica



WaveLine

- ▶ Swivelling under-cabinet lamp with integrated switch
- ▶ Swivels 120° for directed lighting in the closet interior
- ▶ High energy efficiency
- ▶ Easy-to-install keyhole fastening
- ▶ Incl. power cable with standardised European plug
- ▶ Luminaria orientable bajo armario con interruptor integrado
- ▶ Iluminación de interior de armario orientable en 120°
- ▶ Alta eficacia energética
- ▶ Fijación tipo cerradura para un fácil montaje
- ▶ Incl. cable de alimentación con conector CE
- ▶ Lampada sottopensile orientabile con interruttore integrato
- ▶ Illuminazione interna per armadi orientata con angolo d'inclinazione di 120°
- ▶ Elevata efficienza energetica
- ▶ Tassello forato per montaggio facile
- ▶ Cavo di alimentazione incluso con spina europea



incl. 1x8 W, G5, A
480 lm, 3000 K
230 V
45 ⇄ 350 85 mm
EAN 4000870 704059

704.05


885.08

incl. 1x13 W, G5, A
980 lm, 3000 K
230 V
45 ⇄ 580 85 mm
EAN 4000870 704066

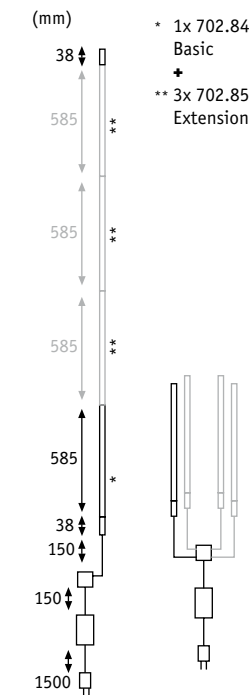
704.06

885.13

A-A Energy Saver On/Off 0 sec.



- Alu/Satin Alu/Acryl
- Aluminio/Satinada
- Aluminio/Acrylic
- Alluminio/Satinato
- Alluminio/Acrylic



LinkLight Basic 24V

- ▶ Complete set for under-cabinet lighting with bright LED technology
- ▶ High-quality aluminium profiles with satined cover
- ▶ Basic set can be augmented by 3 extensions (up to 4 bars in a system)
- ▶ Easy mounting thanks to clip attachments and plug-in system
- ▶ Juego completo para iluminación bajo armarios con la potente luminosidad de la tecnología LED
- ▶ Perfil de aluminio de gran calidad con revestimiento satinado
- ▶ El juego básico puede completarse con 3 ampliaciones (máx. 4 regletas en un sistema)
- ▶ Montaje sencillo por su sistema de encaje y soporte de clip
- ▶ Set completo per l'illuminazione di sottopensili con tecnologia LED ad alta intensità luminosa
- ▶ Profilato in alluminio di qualità con copertura satinata
- ▶ Set di base ampliabile con tre 3 prolunghe (massimo 4 listelli per sistema)
- ▶ Semplice montaggio grazie al supporto a clip e al sistema a innesto



incl. 1x7,5 W A+-A
380 lm, 3000 K
95°, 260 cd
230/24 V, 30 VA
10 ⇄ 660 22 mm
EAN 4000870 702840

702.84



incl. 1x7,5 W A+-A
380 lm, 3000 K
94°, 260 cd
24 V
10 ⇄ 625 22 mm
EAN 4000870 702857

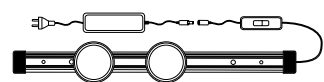
702.85



SlideLED Basic

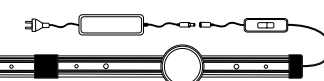
- ▶ Expandable LED under-cabinet rail system for individual light solutions
 - ▶ Spots can be positioned freely with the magnet holder
 - ▶ Basic set (703.02) ideal for 2x50 cm cabinet width, (703.03) ideal for 1x60 cm cabinet width
 - ▶ Super low installation height
 - ▶ High luminous power
 - ▶ Easy mounting thanks to plug-in connections
 - ▶ Can be expanded with up to 6 spots, additional rails and accessories
 - ▶ Touch dimmer 703.08 available as accessory
- ▶ Sistema de raíles de LEDs bajo armario ampliable para versión de luz personal
 - ▶ Los focos pueden emplazarse libremente mediante fijación magnética
 - ▶ Set básico (703.02) ideal para 2x50 cm de anchura de armario, (703.03) ideal para 1x60 cm de anchura de armario
 - ▶ Altura de montaje extraplana
 - ▶ Alta potencia lumínica
 - ▶ Montaje sencillo mediante conectores
 - ▶ Ampliable en hasta 6 focos, raíles adicionales y accesorios
 - ▶ Regulador táctil 703.08 disponible como accesorio
- ▶ Sistema d'illuminazione LED a binario sotto intonaco ampliable per soluzioni individuali
 - ▶ Spot a fissaggio magnetico per posizionamento a piacere
 - ▶ Set di base (703.02) ideale per mobili di larghezza 2x50 cm, (703.03) ideale per mobili di larghezza 1x60 cm
 - ▶ Ultrapiatto
 - ▶ Alta performance d'illuminazione
 - ▶ Montaggio semplice con connettori a innesto
 - ▶ Ampliable fino a max 6 spot, binari aggiuntivi e accessori
 - ▶ Dimmer touch 703.08 disponibile come accessorio

- Alu structure
- Alu structure
- Alu structure



SlideLED Basic 20 A++-A

incl. 2x5 W
2x210 lm, 2700 K
230/24 V, 20 VA
∅20 ∅570 ∅60 mm
EAN 4000870 703038
703.03



SlideLED Basic 30 A++-A

incl. 3x5 W
3x210 lm, 2700 K
230/24 V, 30 VA
∅20 ∅940 ∅60 mm
EAN 4000870 703021
703.02



- Alu structure
- Alu structure
- Alu structure



SlideLED Dimm-Sensor

- ▶ Incl. 3-stage touch dimmer
- ▶ Incl. regulador táctil de 3 niveles
- ▶ Dimmer touch a 3 posizioni incluso



SlideLED Dimm-Sensor

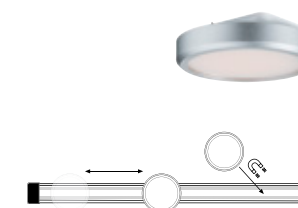
max. 30 W
24 V
∅10 ∅44,5 ∅44 mm
EAN 4000870 703083
703.08



SlideLED Flex Connector

max. 30 W
24 V
∅10 ∅130 ∅44 mm
EAN 4000870 703076
703.07

- Alu structure
- Alu structure
- Alu structure



SlideLED Spot Coin A++-A

incl. 1x5 W
210 lm, 2700 K
24 V
∅16,3 ∅60 mm
EAN 4000870 703045
703.04

- Alu structure
- Alu structure
- Alu structure



SlideLED 500

max. 15 W
24 V
∅11 ∅465 ∅44 mm
EAN 4000870 703052
703.05

- Alu structure
- Alu structure
- Alu structure

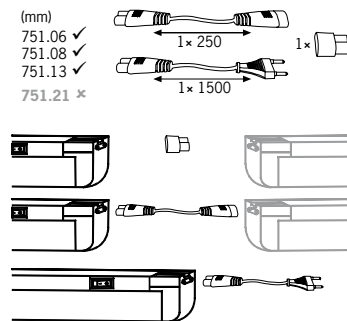
SlideLED 600

max. 15 W
24 V
∅11 ∅565 ∅44 mm
EAN 4000870 703069
703.06

- Alu structure
- Alu structure
- Alu structure

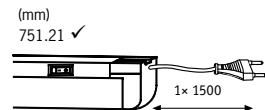


White Plastic
Blanco Plástico
Bianco Plastica



Slimline Micro

- Ready-to-plug-in energy-saving luminaire with electronic ballasts and integrated switch
- High energy efficiency
- Sliding block can be assembled flat or upright; no need to open the casing
- Lámpara de bajo consumo lista para enchufar con reactancia electrónica e interruptor integrado
- Alta eficacia energética
- Montaje plano o de canto sobre corredera; sin necesidad de abrir la carcasa
- Lampada a risparmio energetico pronta per il collegamento con alimentatore elettronico e interruttore integrato
- Elevata efficienza energetica
- Montaggio su pattino piatto o in verticale, senza necessità di aprire l'alloggiamento



incl. 1x6 W, G5, A	A-A	incl. 1x8 W, G5, A	A-A	incl. 1x13 W, G5, A	A-A	incl. 1x21 W, G5, A	A-A
320 lm, 3000 K 240 V Ø43 ⇄269 ⇄28 mm EAN 4000870 751060 751.06	Energy Saver On/Off 0 sec.	480 lm, 3000 K 240 V Ø43 ⇄345 ⇄28 mm EAN 4000870 751084 751.08	Energy Saver On/Off 0 sec.	950 lm, 3000 K 240 V Ø43 ⇄574 ⇄28 mm EAN 4000870 751138 751.13	Energy Saver On/Off 0 sec.	1890 lm, 4000 K 240 V Ø43 ⇄905 ⇄28 mm EAN 4000870 751213 751.21	Energy Saver On/Off 0 sec.
885.06		885.08		885.13		885.62	

Slimline

- Slimline luminaire for 230 V direct connection
- With length prism for optimal light distribution and lamp protection
- With integrated switch
- With electronic ballasts
- Easy assembly using keyhole fastening
- Lámpara angosta para conexión directa a 230 V
- Con prisma longitudinal para una óptima distribución lumínica y protección de la luminaria
- Con interruptor integrado
- Con reactancia electrónica
- Fácil montaje por fijación tipo ojo de cerradura
- Lampada slim per connessione diretta a 230 V
- Con prisma allungato per distribuzione ottimale della luce e protezione della lampadina
- Con interruttore integrato
- Con alimentatore elettronico
- Montaggio semplice mediante tassello forato



incl. 1x15 W, G13, B	A-B	incl. 1x18 W, G13, A	A-A	incl. 1x30 W, G13, A	A-A	incl. 1x36 W, G13, A	A-A
963 lm, 2700 K 220-240 V Ø36 ⇄494 ⇄64 mm EAN 4000870 750506 750.50	Energy Saver On/Off 0 sec.	1350 lm, 4000 K 220-240 V Ø36 ⇄647 ⇄64 mm EAN 4000870 750803 750.80	Energy Saver On/Off 0 sec.	2400 lm, 4000 K 220-240 V Ø36 ⇄950 ⇄64 mm EAN 4000870 750001 750.00	Energy Saver On/Off 0 sec.	3348 lm, 4000 K 220-240 V Ø36 ⇄1256 ⇄64 mm EAN 4000870 750605 750.60	Energy Saver On/Off 0 sec.
885.15		885.41		885.20		885.50	



White Plastic
Blanco Plástico
Bianco Plastica

Titanium Plastic
Titan Plástico
Titanio Plastica

WorX


- Under-cabinet luminaire with length prism for optimal light distribution and lamp protection
- Incl. feedthrough wiring for linking up to 10 luminaires
- With electronic ballasts
- High energy efficiency and flicker-free quick start
- Incl. direct joints
- Incl. 2 m feed line
- Lámpara de armario bajo con prisma longitudinal para una óptima distribución lumínica y protección de la luminaria
- Cableado pasante incluido para concatenar hasta 10 lámparas
- Con reactancia electrónica
- Alta eficacia energética y encendido inmediato sin centelleo
- Conector directo incluido
- Cable de alimentación incluido de 2 m
- Lampada sottopensile con prisma allungato per distribuzione ottimale della luce e protezione della lampadina
- Incl. cablaggio passante per il concatenamento di 10 lampade max.
- Con alimentatore elettronico
- Elevata efficienza energetica e accensione immediata senza luce pulsante
- Incl. connettore diretto
- Incl. cavo di alimentazione di ingresso 2 m



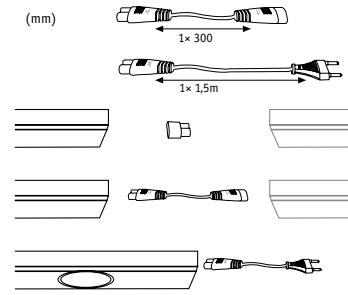
incl. 1x8 W, G5, A	A-A	incl. 1x13 W, G5, A	A-A	incl. 1x8 W, G5, A	A-A	incl. 1x13 W, G5, A	A-A
480 lm, 3000 K 230 V Ø20 ⇄340 ⇄75 mm EAN 4000870 703137 703.13	Energy Saver On/Off 0 sec.	950 lm, 3000 K 230 V Ø20 ⇄555 ⇄75 mm EAN 4000870 703144 703.14	Energy Saver On/Off 0 sec.	480 lm, 3000 K 230 V Ø20 ⇄340 ⇄75 mm EAN 4000870 703151 703.15	Energy Saver On/Off 0 sec.	950 lm, 3000 K 230 V Ø20 ⇄555 ⇄75 mm EAN 4000870 703168 703.16	Energy Saver On/Off 0 sec.
885.08		885.13		885.08		885.13	

WorX Plus

- Under-cabinet luminaire for wall mounting with double safety sockets
- Sockets with integrated child safety
- Easy to install keyhole fastening
- With electronic ballasts
- High energy efficiency
- Lámpara de armario bajo para montar en pared con caja de enchufe doble con contacto de tierra
- Cajas de enchufe con seguro para niños integrado
- Fácil de montar gracias a su fijación tipo ojo de cerradura
- Con reactancia electrónica
- Alta eficacia energética
- Lampada sottopensile per montaggio a parete con doppia presa Schuko
- Prese con sicurezza bambini integrata
- Tassello forato per montaggio facile
- Con alimentatore elettronico
- Elevata efficienza energetica




incl. 1x10 W, G13, A	A-A	incl. 1x15 W, G13, B	A-B	incl. 1x18 W, G13, A	A-A
675 lm, 4000 K 230 V Ø65 ⇄500 ⇄85 mm EAN 4000870 703915 703.91	Energy Saver On/Off 0 sec.	963 lm, 2700 K 230 V Ø65 ⇄605 ⇄85 mm EAN 4000870 703922 703.92	Energy Saver On/Off 0 sec.	1350 lm, 4000 K 230 V Ø65 ⇄755 ⇄85 mm EAN 4000870 703939 703.93	Energy Saver On/Off 0 sec.
885.22		885.15		885.41	



Flatline

- ▶ Under-cabinet luminaire with brilliant low-voltage light
- ▶ Optional low-voltage dimming
- ▶ Incl. feedthrough wiring for linking up to 6 luminaires
- ▶ Fastening made possible by screw holes; no need to open the casing
- ▶ Lámpara de armario bajo con luz brillante de baja tensión
- ▶ Opcionalmente con tecnología de baja tensión regulable
- ▶ Cableado pasante incluido para concatenar hasta 6 lámparas
- ▶ Fijación mediante canaletas atornillables, sin necesidad de abrir la carcasa
- ▶ Lampada sottopensile con luce brillante a basso voltaggio
- ▶ Tecnologia a basso voltaggio dimmerabile, opzionale
- ▶ Incl. cablaggio passante per il concatenamento di 6 lampade max.
- ▶ Fissaggio mediante canali di avvvitamento, senza necessità di aprire l'alloggiamento



incl. 2x20W, G4, $\langle C \rangle$ B-D
 2x254 lm, 2900 K
 230/12V, 60 VA
 ⌀25 ⇄540 ⌀80 mm
 EAN 4000870 984949
984.89

incl. 3x20W, G4, $\langle C \rangle$ B-D
 3x254 lm, 2900 K
 230/12V, 60 VA
 ⌀25 ⇄795 ⌀80 mm
 EAN 4000870 984901
984.90

831.17
 White Metal/Glass
 Blanco Metal/Cristal
 Bianco Metallo/Vetro

831.17
 White Metal/Glass
 Blanco Metal/Cristal
 Bianco Metallo/Vetro



incl. 2x20W, G4, $\langle C \rangle$ B-D
 2x254 lm, 2900 K
 230/12V, 60 VA
 ⌀25 ⇄540 ⌀80 mm
 EAN 4000870 984864
984.86

incl. 3x20W, G4, $\langle C \rangle$ B-D
 3x254 lm, 2900 K
 230/12V, 60 VA
 ⌀25 ⇄795 ⌀80 mm
 EAN 4000870 984208
984.94

831.17
 Brushed iron Metal/Glass
 Acero Mate Metal/Cristal
 Ferro spazzolato
 Metallo/Vetro

831.17
 Brushed iron Metal/Glass
 Acero Mate Metal/Cristal
 Ferro spazzolato
 Metallo/Vetro

Downlights

- 220 Special Line
- 257 Premium Line
- 314 Quality Line
- 325 Micro Line
- 345 Star Line
- 356 2Easy
- 363 Accessories




250 Board



228 Jupiter



285 Daz

Special Line

For wall and floor mounting Para montaje en pared y suelos Montaggio a parete e a pavimento

Application areas: Outdoors, bathroom, kitchen, living room	Ámbitos de aplicación: Exteriores, baño, cocina, salón	Impiego: Spazi esterni, bagno, cucina, soggiorno
▶ Light fixtures for special applications and requirements	▶ Luminarias para aplicaciones y exigencias especiales	▶ Apparecchi per applicazioni ed esigenze particolari
▶ High-quality, non-corrosive materials	▶ Materiales inoxidables de alta calidad	▶ Materiali inossidabili di alta qualità
▶ Protection against water up to IP67	▶ Protección contra el agua hasta IP67	▶ Protezione dall'acqua fino a IP67

Premium Line

For rigorous requirements Para exigencias elevadas Per esigenze particolari

Application areas: Outdoors, bathroom, kitchen, living room	Ámbitos de aplicación: Exteriores, baño, cocina, salón	Impiego: Spazi esterni, bagno, cucina, soggiorno
▶ High-quality, non-corrosive materials	▶ Materiales inoxidables de alta calidad	▶ Materiali inossidabili di alta qualità
▶ Incl. miniature transformer, fits into any ceiling	▶ Transformador pequeño incluido, encuentra sitio en cualquier techo	▶ incluso minitrasformatore, trova posto in tutti i soffitti
▶ Easy bulb change thanks to Easy-Click	▶ Cambio fácil del medio luminoso con mecanismo de Easy Click	▶ Facile sostituzione del corpo illuminante con Easy Click

Quality Line

For the living room Para la vivienda Per la casa

Application areas: Living room, kitchen	Ámbitos de aplicación: Salón, cocina	Impiego: Soggiorno, cucina
▶ Easy installation thanks to plug-in connectors	▶ Montaje fácil con conector	▶ Facile montaggio con connettori a innesto
▶ Incl. miniature transformer, fits into any ceiling	▶ Transformador pequeño incluido, encuentra sitio en cualquier techo	▶ Incluso minitrasformatore, trova posto in tutti i soffitti
▶ Easy bulb change thanks to Easy-Click	▶ Cambio fácil del medio luminoso con mecanismo de Easy Click	▶ Facile sostituzione del corpo illuminante con Easy Click

Micro Line

For installation in and on furniture Para la instalación y el montaje en muebles Per l'incasso e il montaggio su mobili

Application areas: Living room, kitchen, shelves, wooden ceilings, display cases	Ámbitos de aplicación: Salón, cocina, estanterías, techos de madera, vitrinas	Impiego: Soggiorno, cucina, librerie, soffitti in legno, vetrine
▶ Super-flat, minimal installation depth	▶ ¡Súper plano, profundidad mínima para empotrar	▶ Ultrapiatto, minima profondità d'installazione
▶ Surface-mounted variants	▶ Variantes de montaje	▶ Varianti di composizione
▶ Protection against water up to IP44	▶ Protección contra el agua hasta IP44	▶ Protezione dall'acqua fino a IP44

Star Line

Starry sky Cielo estrellado Cielo stellato

Application areas: Living room, bathroom, kitchen Effect lighting	Ámbitos de aplicación: Salón, baño, cocina Iluminación con efecto	Impiego: Soggiorno, bagno, cucina Illuminazione d'effetto
▶ Creative design-possibilities	▶ Creativas posibilidades de diseño	▶ Possibilità di allestimenti creativi
▶ Minimum installation depth	▶ Mínima profundidad de instalación	▶ Minima profondità d'incasso
▶ Easy mounting thanks to plug-in connectors	▶ Montaje fácil con conector	▶ Facile montaggio con connettori a innesto

Practical helpers and accessories

Practical accessories from Paulmann allow you to add additional lights to your lighting system or to adjust recessed adapters or recessed sockets to special installation conditions.

Elementos accesorios y asistentes prácticos

Los prácticos accesorios de Paulmann le permitirán complementar su sistema de iluminación con más lámparas o adecuar su sistema a condiciones especiales de montaje mediante adaptadores y tomas empotrables.

Pratici aiuti e accessori

I pratici accessori Paulmann vi permettono di arricchire il vostro sistema di illuminazione di nuove luci o di adattarlo a particolari caratteristiche di montaggio grazie ad adattatori o scatole da incasso.

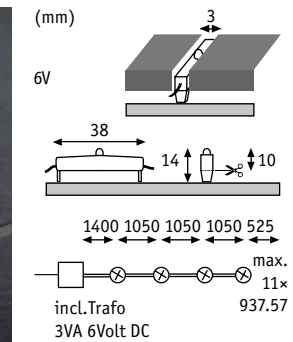

Trafo/
Power Supply
☐ = 369-379Connector
☐ = 366-367Mounting Box
☐ = 363-364Clip
☐ = 368



Special Line

For wall and floor mounting Para montaje en pared y suelos Montaggio a parete e a pavimento

Application areas: Outdoors, bathroom, kitchen, living room	Ámbitos de aplicación: Exteriores, baño, cocina, salón	Impiego: Spazi esterni, bagno, cucina, soggiorno
► Light fixtures for special applications and requirements	► Luminarias para aplicaciones y exigencias especiales	► Apparecchi per applicazioni ed esigenze particolari
► High-quality, non-corrosive materials	► Materiales inoxidables de alta calidad	► Materiali inossidabili di alta qualità
► Protection against water up to IP67	► Protezione contra el agua hasta IP67	► Protezione dall'acqua fino a IP67



www.paulmann.com/groovelight/all


Special Line GrooveLight Basic

Plastic Plástico Plastica

- The product dimensions are ideal for current tile sizes.
- The light can also be inserted vertically or horizontally in tile joints and in seams as narrow as 3 mm (cables can be laid diagonally).
- The basic set is expandable to a total of 48 LED elements or 11 x 93757

- Las dimensiones del producto se adecúan perfectamente a las medidas actuales de baldosas.
- La lámpara puede colocarse vertical u horizontalmente en intersecciones de baldosas o también en ranuras de tan solo 3mm (los cables pueden tenderse diagonalmente)
- El juego básico es ampliable hasta un total del 48 elementos LED, o bien 11 x 93757

- Le dimensioni del prodotto si adattano perfettamente alle attuali misure delle piastrelle.
- L'apparecchio può essere installato verticalmente o orizzontalmente sia nei punti di incrocio delle piastrelle che in fughe strette da 3mm (il cavo può essere sistemato diagonalmente)
- Il set di base è espandibile fino ad un totale di 48 elementi LED (11 x 93757)



Transparent Trasparente Trasparente

incl. 4x0,02 W
0,4 lm, 2700 K

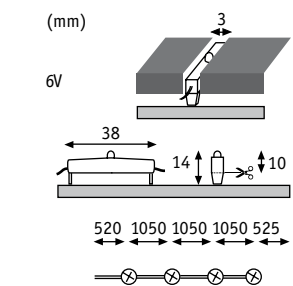
incl. 3 VA
EAN 4000870 937563
937.56

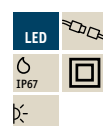
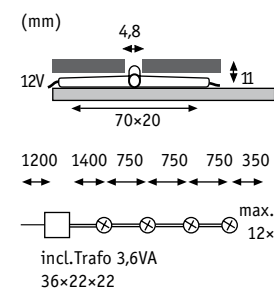


Transparent Trasparente Trasparente

incl. 4x0,02 W
0,4 lm, 2700 K


EAN 4000870 937570
937.57




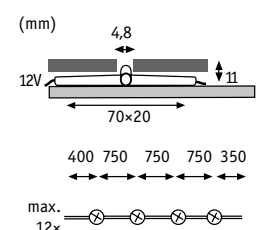


Special Line Crosslight Basic Plastic Plástico Plastica


- ▶ Basic set can be extended by the auxiliary set to up to 12 light points
- ▶ Tile joint can also be installed afterwards
- ▶ El juego básico puede ampliarse con el juego complementario hasta a 12 puntos de luz
- ▶ La intersección de baldosas puede instalarse también posteriormente
- ▶ Set di base ampliabile fino a 12 punti luce mediante set aggiuntivo
- ▶ Crosslight per piastrelle montabili anche in un momento successivo



Black Negro Nero
incl. 4x0,275 W
 20.000 K
 incl. 3,6 VA
 EAN 4000870 987681
987.68


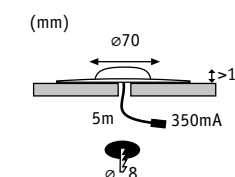



Special Line Crosslight Extra Plastic Plástico Plastica



Black Negro Nero
incl. 4x0,275 W
 20.000 K
 EAN 4000870 987728
987.72

Trafo/Power Supply 369-379
 Accessories 363-368

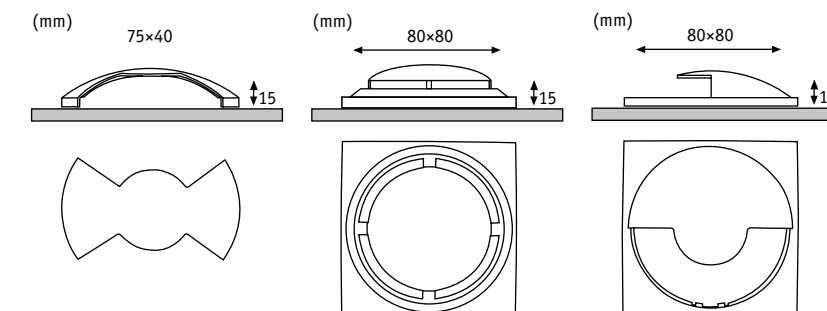



Special Line UpDownlight Highpower Alu/Plastic Aluminio/Plástico Alluminio/Plastica

- ▶ Incl. optional visor
- ▶ No installation depth
- ▶ Pantalla antideslumbrante opcional incluida
- ▶ Sin profundidad de empotrado
- ▶ Incl. protezione antiabbagliante opzionale
- ▶ Non richiede un'installazione in profondità



Chrome matt Cromo mate Cromo opaco
incl. 3x3 W A++-A
 4000 K
 80°, 73 cd
 incl. 12 VA
 EAN 4000870 988725
988.72



Special Line UpDownlight Plastic Plástico Plastica

- ▶ Easy-to-attach decorative glare cover to uplight/downlight HighPower
- ▶ Acople sencillamente la decorativa pantalla antideslumbrante al set UpDownlight Highpower
- ▶ La protezione antiabbagliante decorativa si monta con facilità sull'UpDownlight Highpower.




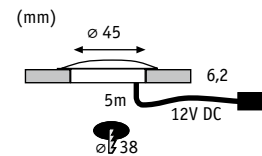
Chrome matt Cromo mate Cromo opaco

EAN 4000870 937334
937.33

EAN 4000870 937341
937.34

EAN 4000870 937358
937.35

Trafo/Power Supply 369-379
 Accessories 363-368



Special Line UpDownlight Polycarbonate Policarbonato Policarbonato

- ▶ Dust- and waterproof (IP67)
- ▶ The parquet thickness is sufficient for the installation depth
- ▶ Hermético al polvo y protegido frente a inmersión en agua (IP67)
- ▶ Como profundidad de empotrado basta el grosor del parquet
- ▶ Protezione da penetrazione di polvere e breve immersione in acqua (IP67)
- ▶ Come profondità di incasso è sufficiente lo spessore del parquet



Transparent Trasparente Trasparente

incl. 1x1 W	incl. 3x1 W	incl. 6x1 W
6500 K	6500 K	6500 K
∠ 120°, 13 cd	∠ 120°, 13 cd	∠ 120°, 13 cd
	incl. 12 VA	incl. 12 VA
EAN 4000870 987919	EAN 4000870 987940	EAN 4000870 987971
987.91	987.94	987.97



Satin Satinada Satinato

incl. 1x1 W	incl. 3x1 W	incl. 6x1 W
6500 K	6500 K	6500 K
∠ 120°, 13 cd	∠ 120°, 13 cd	∠ 120°, 13 cd
	incl. 12 VA	incl. 12 VA
EAN 4000870 987568	EAN 4000870 987575	EAN 4000870 987582
987.56	987.57	987.58



Satin Satinada Satinato

incl. 1x1 W	incl. 3x1 W
3000 K	3000 K
∠ 120°, 13 cd	∠ 120°, 13 cd
	incl. 12 VA
EAN 4000870 937006	EAN 4000870 937013
937.00	937.01



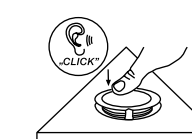
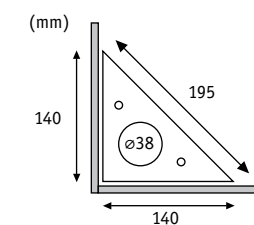
Special Line UpDownlight Mounting ring triangular Stainless steel/Plastic Inox/Plástico Acciaio legato/Plastica

- ▶ Surface-mount frame for installation e.g. on stairs
- ▶ Marco de montaje para instalar p.ej. en escalones
- ▶ Telaio di montaggio per l'installazione, ad esempio, su gradini



Stainless steel Inox Acciaio legato

EAN 4000870 937556
937.55



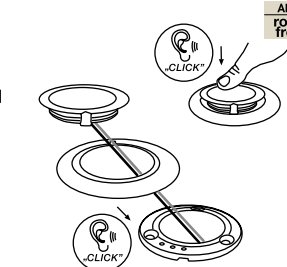
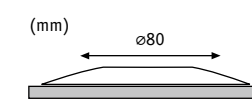
Special Line UpDownlight Mounting ring round Aluminium Zinc Aluminio-zinc Zinco-Alluminio

- ▶ Surface-mounted ring for installation on e.g. stone, concrete, carpet
- ▶ Anillo de fijación para instalar p.ej. sobre piedra, hormigón, moqueta
- ▶ Anello di montaggio per l'installazione su pietra, cemento, moquette ecc.



Brushed iron Acero Mate Ferro spazzolato

EAN 4000870 987810
987.81



Chrome matt Cromo mate Cromo opaco

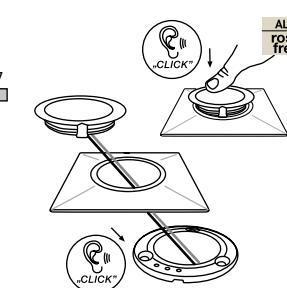
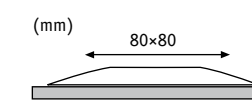
EAN 4000870 987773
987.77

Special Line UpDownlight Mounting ring square Aluminium Zinc Aluminio-zinc Zinco-Alluminio



Brushed iron Acero Mate Ferro spazzolato

EAN 4000870 987827
987.82



Chrome matt Cromo mate Cromo opaco

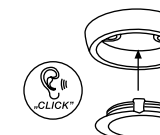
EAN 4000870 987797
987.79

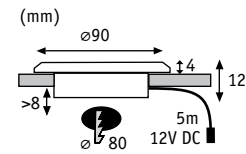
Special Line UpDownlight Mounting ring Polycarbonate Policarbonato Policarbonato



Chrome matt Cromo mate Cromo opaco

EAN 4000870 975411
975.41





LED IP44
Stainless Steel
rost frei
Kg
140


Special Line Deco UpDownlight Polycarbonate / Polycarbonato / Acciaio legato / Polycarbonato

- ▶ Easy to mount: attached using adhesive film
- ▶ Montaje sencillo: fijación con lámina adhesiva
- ▶ Montaggio semplice: fissaggio mediante pellicola adesiva

Stainless steel/Satin Inox/Satinada Acciaio legato/Satinato



incl. 3x1 W A++-A
13 lm, 2700 K
120°, 4 cd
incl. 3,6 VA
EAN 4000870 937686
937.68



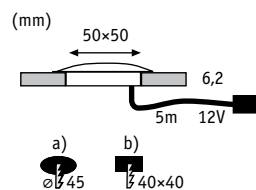
Special Line Quadro Polycarbonate / Polycarbonato / Polycarbonato

- ▶ Dust- and waterproof (IP67)
- ▶ Hermético al polvo y protegido frente a inmersión en agua (IP67)
- ▶ Protezione da penetrazione di polvere e breve immersione in acqua (IP67)
- ▶ The parquet thickness is sufficient for the installation depth
- ▶ Como profundidad de empotrado basta el grosor del parquet
- ▶ Come profondità di incasso è sufficiente lo spessore del parquet

Satin Satinada Satinato



incl. 3x1 W
6500 K
120°, 13 cd
incl. 12 VA
EAN 4000870 988626
988.62

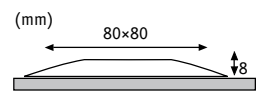


LED IP67
Polycarbonate
rost frei
Kg
130



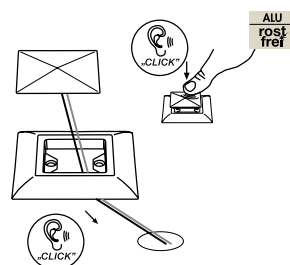
Chrome matt Cromo mate Cromo opaco

EAN 4000870 988619
988.61

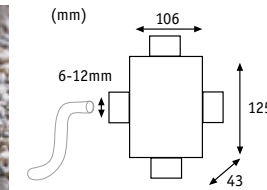


Brushed iron Acero Mate Ferro spazzolato

EAN 4000870 988602
988.60



Trafo/Power Supply 369-379
Accessories 363-368



IP67

Special Line Junction-Box Plastic / Plástico / Plastica

- ▶ Connection box for up to 4 lines
- ▶ Caja de conexión para 4 cables
- ▶ Scatola di collegamento fino a 4 linee
- ▶ Unused outputs remain closed
- ▶ Las tomas que no se usan permanecen cerradas
- ▶ Le uscite inutilizzate rimangono chiuse
- ▶ Dust- and waterproof (IP67)
- ▶ Hermético al polvo y protegido frente a inmersión en agua (IP67)
- ▶ Protezione da penetrazione di polvere e breve immersione in acqua (IP67)



Black Negro Nero

max. 2500 W

EAN 4000870 002322
232



IP65

Special Line IP65 Connector Rubber / Goma / Gomma

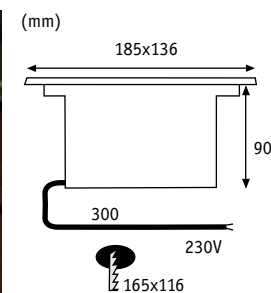
Black Negro Nero

max. 100 W

12 V
5 m
EAN 4000870 988466
988.46



Trafo/Power Supply 369-379
Accessories 363-368



LED IP67
Stainless Steel
rost frei
Kg 1.700

Special Line Floor LED

Metal Metal Metallo

- ▶ Dust- and waterproof (IP67)
- ▶ Max. load up to 1,700 kg
- ▶ Operates directly with 230 V
- ▶ Hermético al polvo y protegido frente a inmersión en agua (IP67)
- ▶ Soporta hasta 1700 kg
- ▶ Funciona directamente con 230V
- ▶ Protezione da penetrazione di polvere e breve immersione in acqua (IP67)
- ▶ Carico fino a 1.700 kg
- ▶ Funzionamento diretto a 230 V

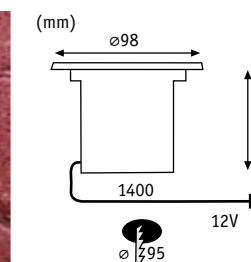

Stainless steel Inox Acciaio legato



incl. 1x2,5 W A++-A
35 lm, 2700 K
∠ 85°
EAN 4000870 937969
937.96 new



incl. 1x2,5 W A++-A
35 lm, 6500 K
∠ 85°
EAN 4000870 937976
937.97 new



LED IP65
Stainless Steel
rost frei
Kg 500

Special Line Floor LED

Metal Metal Metallo

- ▶ Included diffuser allows optional accentuated or diffused light
- ▶ El difusor adjunto permite acentuar o difuminar la luz
- ▶ Possibilità di scelta tra luce accentuata e diffusa grazie al diffusore in dotazione

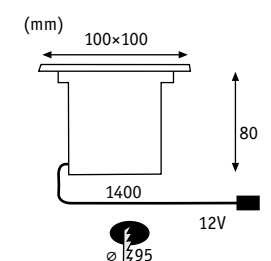

Stainless steel Inox Acciaio legato



incl. 3x1,2 W A++-A
35 lm, 2700 K
∠ 120°, 17 cd
incl. 6 VA
EAN 4000870 937891
937.89 new



incl. 3x1,2 W A++-A
6500 K
∠ 120°, 1,5 cd
incl. 6 VA
EAN 4000870 988770
988.77



LED IP65
Stainless Steel
rost frei
Kg 500

Special Line Floor LED

Metal Metal Metallo

- ▶ Included diffuser allows optional accentuated or diffused light
- ▶ El difusor adjunto permite acentuar o difuminar la luz
- ▶ Possibilità di scelta tra luce accentuata e diffusa grazie al diffusore in dotazione

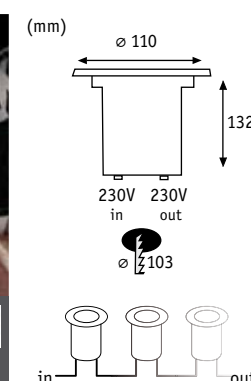
Stainless steel Inox Acciaio legato



incl. 3x1,2 W A++-A
35 lm, 2700 K
∠ 120°, 17 cd
incl. 6 VA
EAN 4000870 937877
937.87 new



incl. 3x1,2 W A++-A
6500 K
∠ 120°, 1,5 cd
incl. 6 VA
EAN 4000870 988763
988.76



LED IP67
Stainless Steel
rost frei
Kg 500

Special Line Floor LED

Metal Metal Metallo

- ▶ Included diffuser allows optional accentuated or diffused light
- ▶ Operates directly with 230 V
- ▶ El difusor adjunto permite acentuar o difuminar la luz
- ▶ Funciona directamente con 230V
- ▶ Possibilità di scelta tra luce accentuata e diffusa grazie al diffusore in dotazione
- ▶ Funzionamento diretto a 230 V

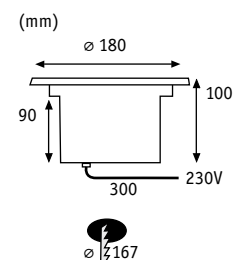
Stainless steel Inox Acciaio legato



incl. 1x1,2 W A++-A
30 lm, 2700 K
∠ 120°, 17 cd
EAN 4000870 937884
937.88 new



incl. 1x1,2 W A++-A
6500 K
∠ 120°, 1,5 cd
EAN 4000870 988756
988.75



Special Line Floor LED 2,1W

Stainless steel Inox Acciaio legato

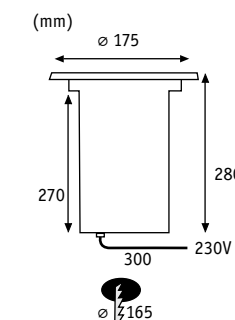
- ▶ Dust- and waterproof (IP67)
- ▶ Integrated transformer allows for direct connection to the 230 V mains
- ▶ Hermético al polvo y protegido frente a inmersión en agua (IP67)
- ▶ Mediante su equipo de alimentación integrado se puede conectar directamente a la instalación eléctrica (230V).
- ▶ Protezione da penetrazione di polvere e breve immersione in acqua (IP67)
- ▶ Collegabile direttamente al cablaggio domestico presente (230 V) mediante il dispositivo di alimentazione integrato.



Stainless steel Inox Acciaio legato

incl. 1x2,1 W A++-A
37 lm, 6500 K

incl. \square 3,6 VA
EAN 4000870 937464
937.46



Special Line Floor

Stainless steel Inox Acciaio legato

- ▶ Suitable for energy-saving lamps or LED
- ▶ Operates directly with 230V
- ▶ Ideal para luminarias de bajo consumo y LEDs
- ▶ Funciona directamente con 230V
- ▶ E' ideale per lampadine a risparmio energetico e LED
- ▶ Funzionamento diretto a 230V

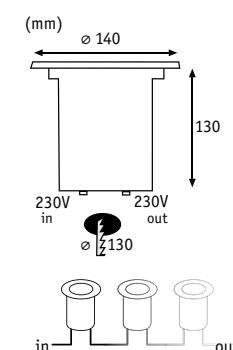


Stainless steel Inox Acciaio legato

max. 20W A++-E

EAN 4000870 937488
937.48

E27
892.40 20W
281.41 8W
892.39 15W



Special Line Floor Energy Saving

Stainless steel Inox Acciaio legato

- ▶ Suitable for LED and energy-saving lamps
- ▶ Operates directly with 230 V
- ▶ Max. load up to 2000 kg
- ▶ Apto par LEDs y luminarias de bajo consumo
- ▶ Funciona directamente con 230V
- ▶ Soporte hasta 2000 kg
- ▶ Per LED e lampadine a risparmio energetico
- ▶ Funzionamento diretto a 230 V
- ▶ Carico fino a 2000 kg

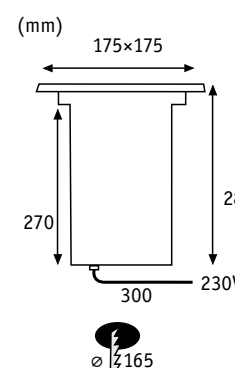


Stainless steel Inox Acciaio legato

incl. 1x7 W, B A-B
230 lm, 2700 K
 \sphericalangle 100°

EAN 4000870 988435
988.43

Trafo/Power Supply \square = 369-379
Accessories \square = 363-368



Special Line Floor

Stainless steel Inox Acciaio legato

- ▶ Suitable for energy-saving lamps or LED
- ▶ Operates directly with 230V
- ▶ Ideal para luminarias de bajo consumo y LEDs
- ▶ Funciona directamente con 230V
- ▶ E' ideale per lampadine a risparmio energetico e LED
- ▶ Funzionamento diretto a 230V



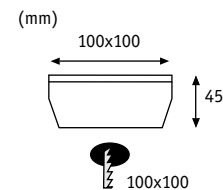
Stainless steel Inox Acciaio legato

max. 20W A++-E

EAN 4000870 937495
937.49

E27
892.40 20W
281.41 8W
892.39 15W

Trafo/Power Supply \square = 369-379
Accessories \square = 363-368



LED IP67
Stainless Steel
rost frei
Incl. Kg
Accu 500

Solar

Special Line Solar Cube/Box LED Stainless steel/Polycarbonate Inox/Polycarbonato Acciaio legato/Polycarbonato

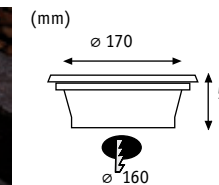
- ▶ 6-8 hour charge time with sun alignment, provides 8 to 10 hours of light
- ▶ Tiempo de carga en orientación al sol, 6-8 horas, duración luz, 8-10 horas
- ▶ Tempo di carica alla luce solare: 6-8 ore, durata di illuminazione: 8-10 ore



Stainless steel/Clear Inox/Claro Acciaio legato/Chiaro

incl. 1x0,24 W
3,6 lm, 2700 K

EAN 4000870 937747
937.74 new



LED IP67
Stainless Steel
rost frei
Incl. Kg
Accu 1.000

Solar

Special Line Solar Pandora LED Stainless steel/Glass Inox/Cristal Acciaio legato/Vetro

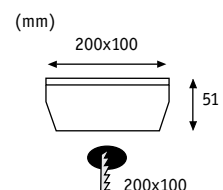

- ▶ 6-8 hour charge time with sun alignment, provides 8 to 10 hours of light
- ▶ Tiempo de carga en orientación al sol, 6-8 horas, duración luz, 8-10 horas
- ▶ Tempo di carica alla luce solare: 6-8 ore, durata di illuminazione: 8-10 ore



Stainless steel/Clear Inox/Claro Acciaio legato/Chiaro

incl. 1x0,36 W
9,8lm, 2700 K

EAN 4000870 937761
937.76 new



LED IP67
Stainless Steel
rost frei
Incl. Kg
Accu 500

Solar

Special Line Solar Cube/Box LED Stainless steel/Polycarbonate Inox/Polycarbonato Acciaio legato/Polycarbonato

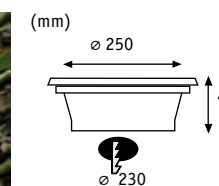
- ▶ 6-8 hour charge time with sun alignment, provides 8 to 10 hours of light
- ▶ Tiempo de carga en orientación al sol, 6-8 horas, duración luz, 8-10 horas
- ▶ Tempo di carica alla luce solare: 6-8 ore, durata di illuminazione: 8-10 ore



Stainless steel/Clear Inox/Claro Acciaio legato/Chiaro

incl. 1x0,6 W
7,5 lm, 2700 K

EAN 4000870 937754
937.75 new




LED IP67
Stainless Steel
rost frei
Incl. Kg
Accu 1.000

Solar

Special Line Solar Jupiter LED Stainless steel/Glass Inox/Cristal Acciaio legato/Vetro

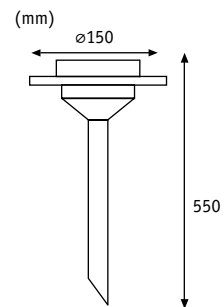
- ▶ 6-8 hour charge time with sun alignment, provides 8 to 10 hours of light
- ▶ Tiempo de carga en orientación al sol, 6-8 horas, duración luz, 8-10 horas
- ▶ Tempo di carica alla luce solare: 6-8 ore, durata di illuminazione: 8-10 ore



Stainless steel/Clear Inox/Claro Acciaio legato/Chiaro

incl. 1x0,6 W
11 lm, 2700 K

EAN 4000870 937778
937.77 new



LED On/Off
IP44
Stainless Steel
rost frei
Incl.
Accu

Solar

Special Line Solar Ufo LED Alu Aluminio Alluminio

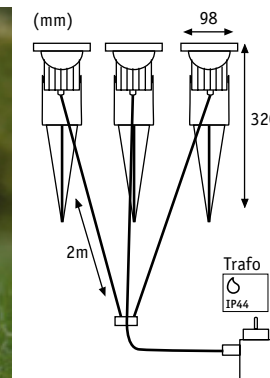
- ▶ 6-8 hour charge time with sun alignment, provides 3 to 5 hours of light
- ▶ Tiempo de carga en orientación al sol, 6-8 horas, duración luz, 3-5 horas
- ▶ Tempo di carica alla luce solare: 6-8 ore, durata di illuminazione: 3-5 ore



Alu Aluminio Alluminio

incl. 1x0,2 W
3000 K

EAN 4000870 937648
937.64

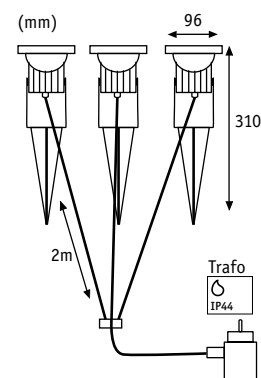


LED
IP65
ALU
rost frei

Special Line Garden Spot LED Alu Aluminio Alluminio

Alu Aluminio Alluminio

incl. 3x1 W A++-A
3000 K
∠ 100°, 20 cd
incl. 6 VA
EAN 4000870 937501
937.50

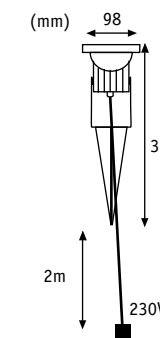


LED
IP65
ALU
rost frei

Special Line Garden Spot LED Alu Aluminio Alluminio

Alu Aluminio Alluminio

incl. 3x3 W A++-A
3000 K
∠ 45°, 275 cd
incl. 16 VA
EAN 4000870 988459
988.45



GU10
800.35 28 W
281.53 3,5 W

LED
IP65
ALU
rost frei



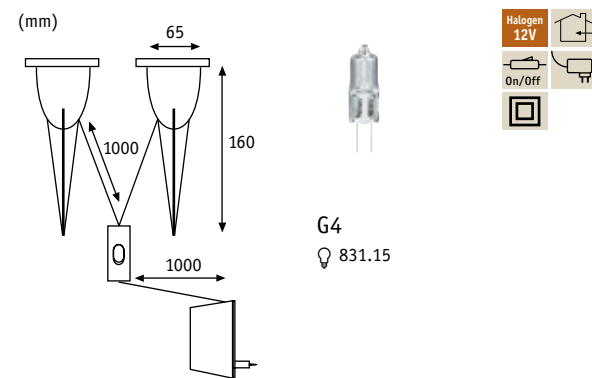
Special Line Garden Spot Alu Aluminio Alluminio

Alu Aluminio Alluminio

max. 28 W A++-E

EAN 4000870 937518
937.51





Special Line Plantdart

Plastic Plástico Plastica



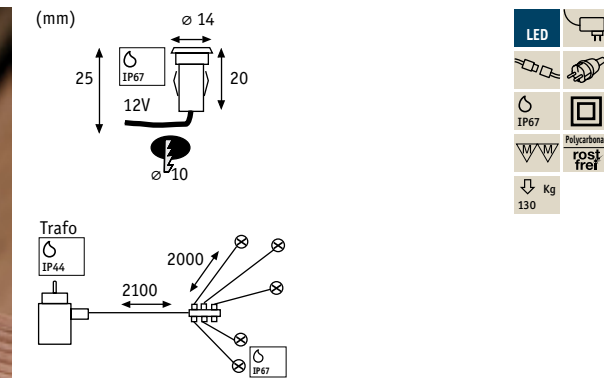
Black Negro Nero

incl. 2x10W, C B-D
2x95 lm, 2900 K

incl. 20 VA
EAN 4000870 503256
503.25



G4
831.15



Special Line Micro IP67 Basic

Polycarbonate Policarbonato Policarbonato

- ▶ Basic set can be extended by the auxiliary set to up to 20 light points
- ▶ Easy mounting using plug-in connections

- ▶ El juego básico puede ampliarse con el juego complementario hasta a 20 puntos de luz
- ▶ Facílísimo de montar por conexión de enchufe

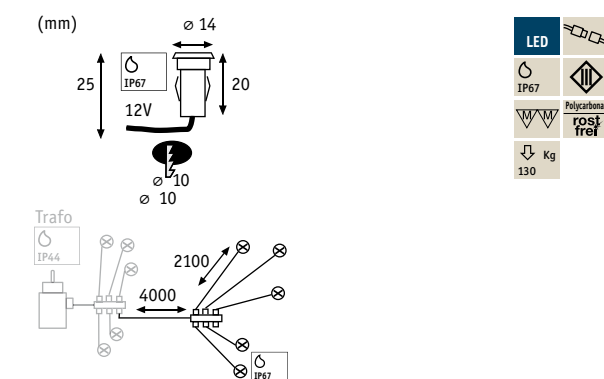
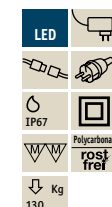
- ▶ Set di base ampliabile fino a 20 punti luce mediante set aggiuntivo
- ▶ Montaggio semplicissimo con connessione a innesto

Satin Satinada Satinato



incl. 5x0,16 W A+-A
6500 K

incl. 6 VA
EAN 4000870 988916
988.91



Special Line Micro IP67 Extra

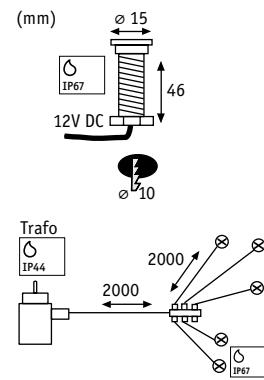
Polycarbonate Policarbonato Policarbonato

Satin Satinada Satinato



incl. 5x0,16 W A+-A
6500 K

EAN 4000870 988923
988.92



Special Line MicroPen IP67 Basic

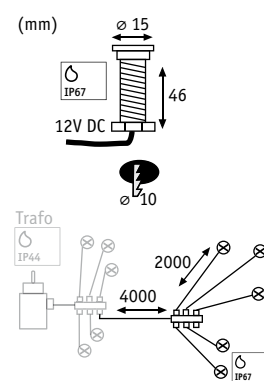
Stainless steel Inox Acciaio legato

- ▶ Basic set can be extended using the auxiliary set by up to 25 light points 4x 937.59
- ▶ El juego básico puede ampliarse con el juego complementario hasta a 25 puntos de luz 4x 937.59
- ▶ Set di base ampliabile fino a 25 punti luce mediante set aggiuntivo 4x 937.59
- ▶ Easy mounting using plug-in connections
- ▶ Fácil montaje mediante conector insertable
- ▶ Montaggio semplicissimo con connessione a innesto
- ▶ Installation in materials from 5 to 35 mm
- ▶ Montaje en materiales de 5 a 35 mm
- ▶ Montaggio in materiali da 5 a 35mm

Stainless steel Inox Acciaio legato



incl. 5x0,16 W A++-A
3000 K
30°, 5x1,4 cd
incl. 6 VA
EAN 4000870 937549
937.54



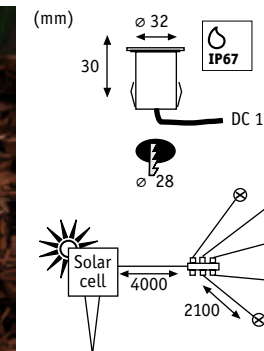
Special Line MicroPen IP67 Extra

Stainless steel Inox Acciaio legato

Stainless steel Inox Acciaio legato



incl. 5x0,16 W A++-A
3000 K
30°, 5x1,4 cd
EAN 4000870 937594
937.59



Special Line Solarmodul Floor

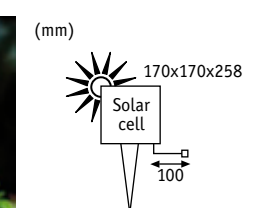
Stainless steel/Plastic Inox/Plástico Acciaio legato/Plastica

- ▶ 6-8 hour charge time with sun alignment, provides 8 to 10 hours of light
- ▶ Tiempo de carga en orientación al sol, 6-8 horas, duración luz, 8-10 horas
- ▶ Tempo di carica alla luce solare: 6-8 ore, durata di illuminazione: 8-10 ore

Stainless steel/Black Inox/Negro Acciaio legato/Nero



incl. 5x0,2 W
5x4 lm, 2700 K
120°
EAN 4000870 937679
937.67 new



Special Line Solarmodul

Plastic Plástico Plastica

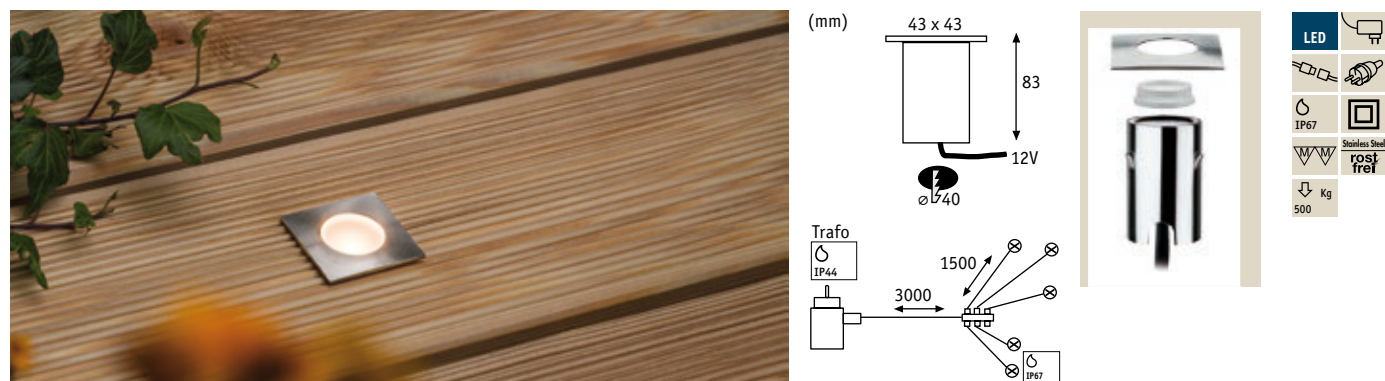
- ▶ 6-8 hour charge time with sun alignment
- ▶ Tiempo de carga en orientación al sol: 6-8 horas
- ▶ Tempo di carica alla luce solare: 6 - 8 ore
- ▶ Compatible with 1x 988.92 or 1x 937.59.
- ▶ Compatible con 1x 988.92 ó 1x 937.59.

Black Negro Nero




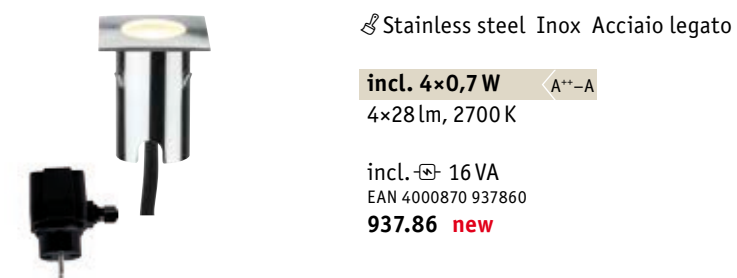
max. 1 W

EAN 4000870 937662
937.66 new



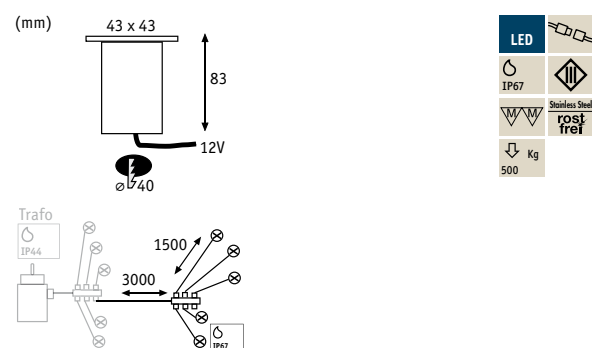
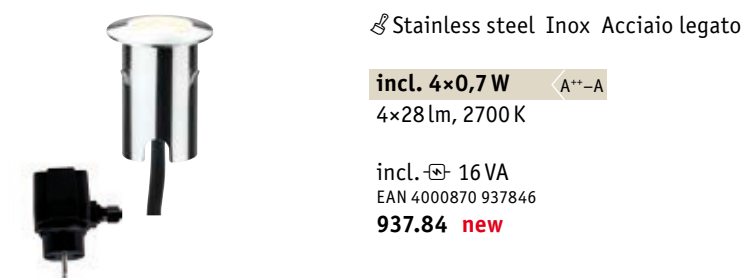
Special Line MiniPlus Basic Stainless steel Inox Acciaio legato

- ▶ Basic set can be extended using the auxiliary set by up to 12 light points
- ▶ El juego básico puede ampliarse con el juego complementario hasta a 12 puntos de luz
- ▶ Set di base ampliabile fino a 12 punti luce mediante set aggiuntivo
- ▶ Easy assembly using IP-protected screw connections
- ▶ Facilísimo de montar por conexiones de rosca con grado de protección IP
- ▶ Montaggio semplice mediante collegamenti a vite con protezione IP

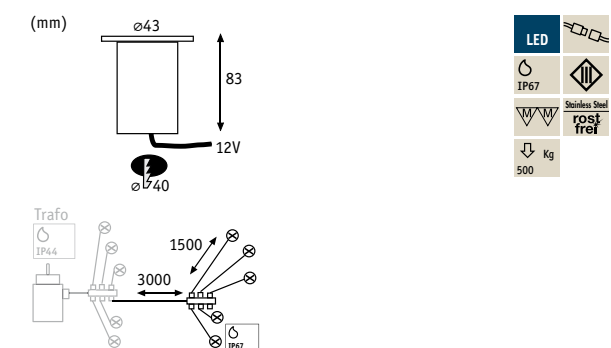
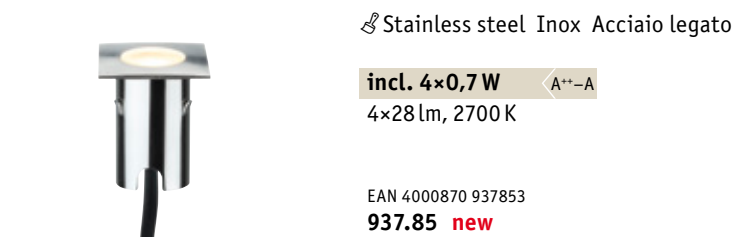


Special Line MiniPlus Basic Stainless steel Inox Acciaio legato

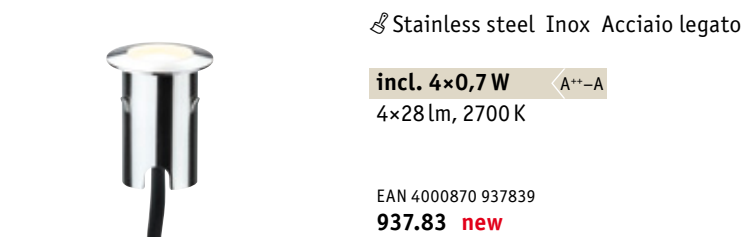
- ▶ Basic set can be extended using the auxiliary set by up to 12 light points
- ▶ El juego básico puede ampliarse con el juego complementario hasta a 12 puntos de luz
- ▶ Set di base ampliabile fino a 12 punti luce mediante set aggiuntivo
- ▶ Easy assembly using IP-protected screw connections
- ▶ Facilísimo de montar por conexiones de rosca con grado de protección IP
- ▶ Montaggio semplice mediante collegamenti a vite con protezione IP

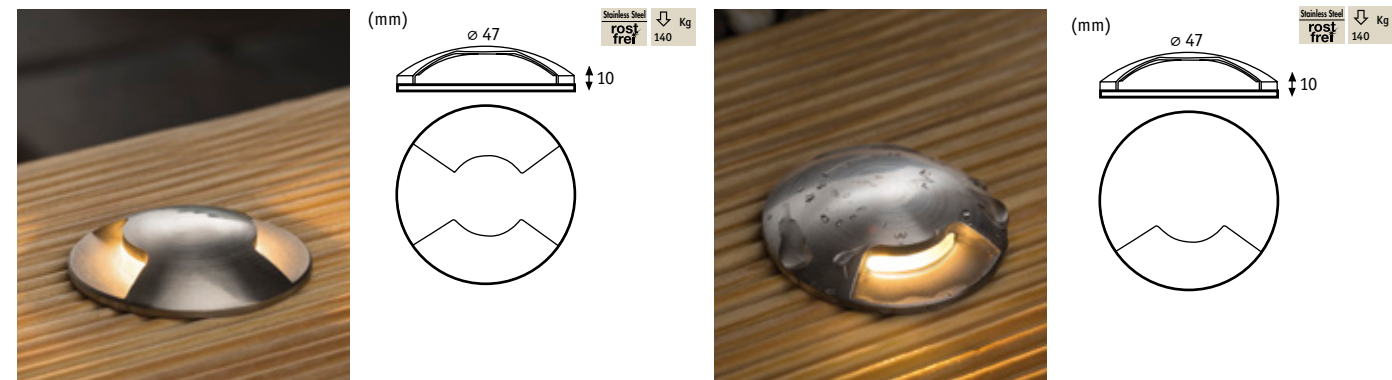


Special Line MiniPlus Extra Stainless steel Inox Acciaio legato



Special Line MiniPlus Extra Stainless steel Inox Acciaio legato





Special Line MiniPlus Cover Stainless steel Inox Acciaio legato

- ▶ Decorative glare protection for the MiniPlus Floor recessed light
- ▶ Decorativo antideslumbrante para la lámpara empotrable de suelo MiniPlus
- ▶ Protezione antiabbagliante decorativa per il faretto a incasso da pavimento MiniPlus

Stainless steel Inox Acciaio legato



Special Line MiniPlus Glass Plastic Plástico Plastica

- ▶ Colored glass elements for the MiniPlus Floor recessed light
- ▶ Cristales de colores para la lámpara empotrable de suelo MiniPlus
- ▶ Vetri colorati per il faretto a incasso da pavimento MiniPlus

Red Rojo Rosso

Green Verde Verde

Blue Azul Blu

EAN 4000870 937945
937.94 new

EAN 4000870 937921
937.92 new

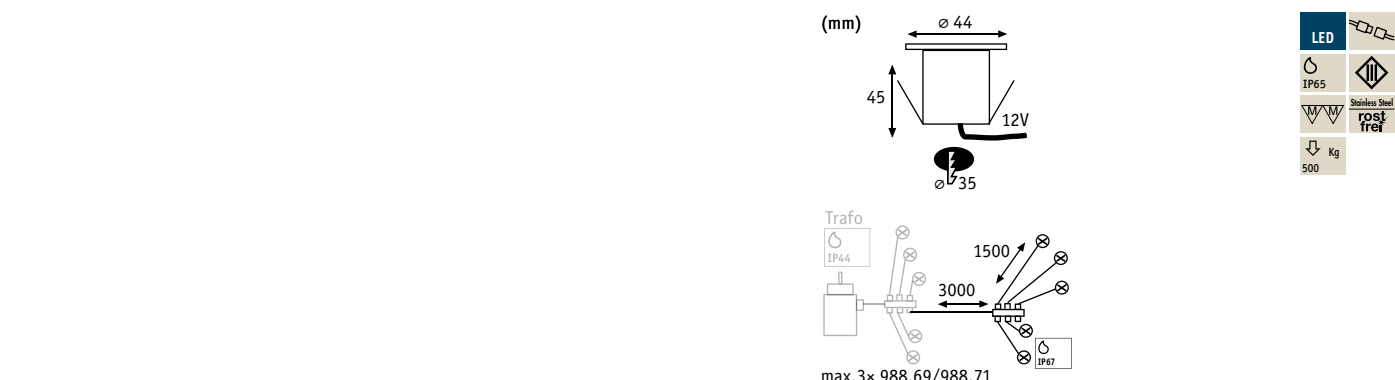
EAN 4000870 937938
937.93 new



Special Line Mini Basic Stainless steel Inox Acciaio legato

- ▶ Basic set can be extended using the auxiliary set by up to 12 light points
- ▶ El juego básico puede ampliarse con el juego complementario hasta a 12 puntos de luz
- ▶ Set di base ampliabile fino a 12 punti luce mediante set aggiuntivo
- ▶ Easy assembly using IP-protected screw connections
- ▶ Facílísimo de montar por conexiones de rosca con grado de protección IP
- ▶ Montaggio semplice mediante collegamenti a vite con protezione IP

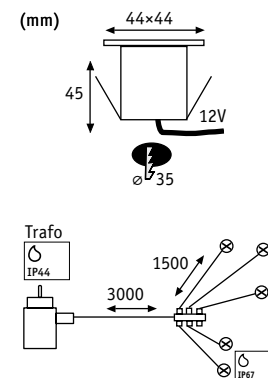
Stainless steel Inox Acciaio legato



Special Line Mini Extra Stainless steel Inox Acciaio legato

Stainless steel Inox Acciaio legato





Special Line Mini Basic

Stainless steel Inox Acciaio legato

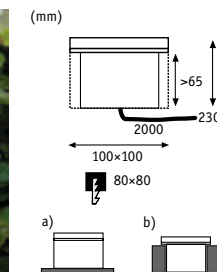

- ▶ Basic set can be extended using the auxiliary set by up to 12 light points
- ▶ El juego básico puede ampliarse con el juego complementario hasta a 12 puntos de luz
- ▶ Set di base ampliabile fino a 12 punti luce mediante set aggiuntivo
- ▶ Easy assembly using IP-protected screw connections
- ▶ Facilísimo de montar por conexiones de rosca con grado de protección IP
- ▶ Montaggio semplice mediante collegamenti a vite con protezione IP



Stainless steel Inox Acciaio legato

incl. 4x0,6 W A++-A
7000 K

incl. 10,5 VA
EAN 4000870 988701
988.70



Special Line Wall/Floor LED

Aluminium Zinc Aluminio-zinc Zinco-Alluminio

- ▶ Recessed and surface mounting
- ▶ Para empotrado o montaje sobre muebles
- ▶ Possibilità di incasso e montaggio

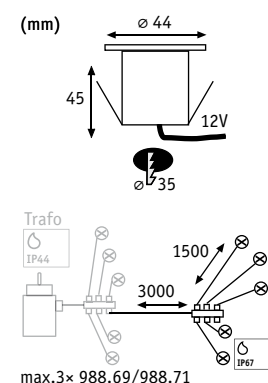


Titanium Titan Titanio

incl. 1x1 W A++-A

6500 K
8 cd

EAN 4000870 994887
994.88



Special Line Mini Extra

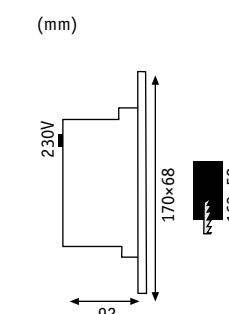
Stainless steel Inox Acciaio legato



Stainless steel Inox Acciaio legato

incl. 4x0,6 W A++-A
7000 K

EAN 4000870 988718
988.71



Special Line Wall LED

Stainless steel Inox Acciaio legato


- ▶ Operates directly with 230 V
- ▶ Funciona directamente con 230 V
- ▶ Funzionamento diretto a 230 V



Stainless steel Inox Acciaio legato

incl. 1x1,2 W A++-A
6500 K

EAN 4000870 998168
998.16



Special Line House Number Sunset Stainless steel/Polycarbonate Inox/Policarbonato Acciaio legato/Policarbonato


- ▶ Incl. house numbers in stainless steel effect
- ▶ With twilight switch
- ▶ Operates directly with 230 V
- ▶ House number size 10cm, in line with official guidelines
- ▶ Incl. números de edificio en óptica de acero
- ▶ Con interruptor crepuscular
- ▶ Funciona directamente con 230 V
- ▶ Tamaño de número 10cm, corresponde con la norma oficial
- ▶ Con numero civico effetto acciaio inox
- ▶ Con interruttore crepuscolare
- ▶ Funzionamento diretto a 230 V
- ▶ Dimensioni del numero civico: 10 cm, secondo le disposizioni ufficiali



Stainless steel/White Inox/Blanco Acciaio legato/Bianco

incl. 1x5,6 W A++-A
160 lm, 2700 K

EAN 4000870 937914
937.91 new



Special Line House Number Sun Stainless steel/Polycarbonate Inox/Policarbonato Acciaio legato/Policarbonato

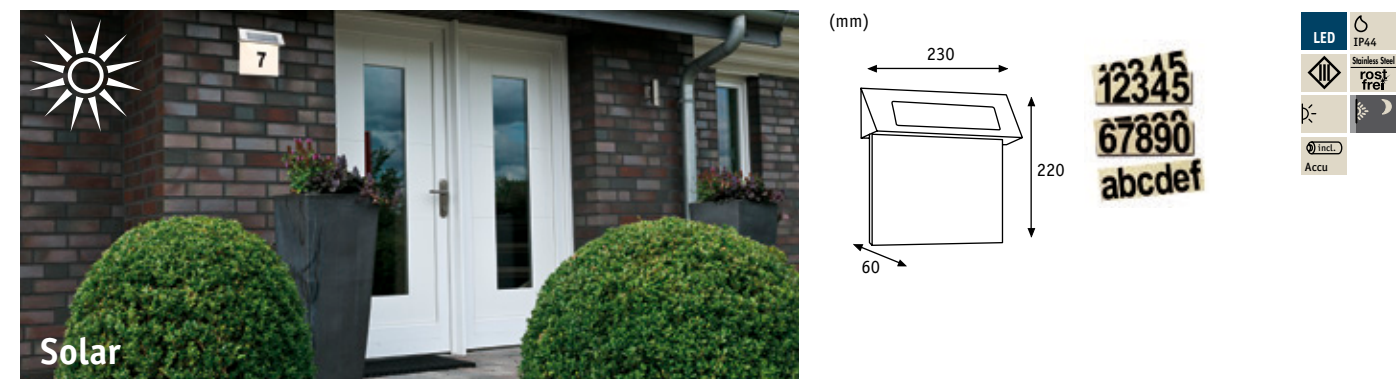
- ▶ Operates directly with 230 V
- ▶ Funciona directamente con 230 V
- ▶ Funzionamento diretto a 230 V



Stainless steel/White Inox/Blanco Acciaio legato/Bianco

incl. 1x5,6 W A++-A
160 lm, 2700 K

EAN 4000870 937693
937.69



Special Line Solar House Number Stainless steel/Acryl Inox/Acrylic Acciaio legato/Acrylic


- ▶ 6-8 hour charge time with sun alignment, provides 3 to 5 hours of light
- ▶ Tiempo de carga en orientación al sol, 6-8 horas, duración luz, 3-5 horas
- ▶ Tempo di carica alla luce solare: 6-8 ore, durata di illuminazione: 3-5 ore



Stainless steel/White Inox/Blanco Acciaio legato/Bianco


incl. 1x0,2 W
3000 K

EAN 4000870 937655
937.65




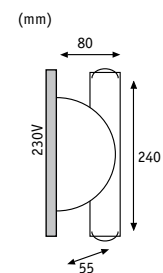
Special Line LED Trendy Aluminium Zinc Aluminio-zinc Zinco-Alluminio

- ▶ Operates directly with 230 V
- ▶ Funciona directamente con 230 V
- ▶ Funzionamento diretto a 230 V



Brushed alu/Chrome Aluminio mateado/Cromo Alluminio spazzolato/Cromo

incl. 1x3 W A++-A
100 lm, 2700 K
∠ 120°
incl. 3 VA
EAN 4000870 937631
937.63

**Special Line 2Flame**

Aluminium Zinc Aluminio-zinc Zinco-Alluminio

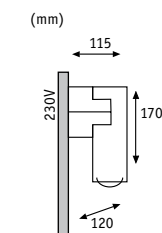

- ▶ Operates directly with 230 V
- ▶ Funciona directamente con 230 V
- ▶ Funzionamento diretto a 230 V



Brushed alu/Black Aluminio mateado/Negro Alluminio spazzolato/Nero

incl. 2x1 W A++-A
 2x45 lm, 2700 K
 \sphericalangle 35°, 2x140 cd

EAN 4000870 937792
937.79 new

**Special Line 1Flame**

Aluminium Zinc Aluminio-zinc Zinco-Alluminio


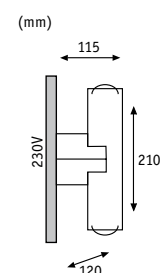
- ▶ Operates directly with 230 V
- ▶ Funciona directamente con 230 V
- ▶ Funzionamento diretto a 230 V



Brushed alu/Black Aluminio mateado/Negro Alluminio spazzolato/Nero

incl. 1x1 W A++-A
 45 lm, 2700 K
 \sphericalangle 35°, 140 cd

EAN 4000870 937952
937.95 new

**Special Line 2Flame**

Aluminium Zinc Aluminio-zinc Zinco-Alluminio

- ▶ Operates directly with 230 V
- ▶ Funciona directamente con 230 V
- ▶ Funzionamento diretto a 230 V




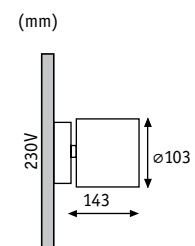
Brushed alu/Black Aluminio mateado/Negro Alluminio spazzolato/Nero

incl. 2x1 W A++-A
 2x45 lm, 2700 K
 \sphericalangle 35°, 2x140 cd

EAN 4000870 937785
937.78 new

Trafo/Power Supply = 369-379
 Accessories = 363-368

Trafo/Power Supply = 369-379
 Accessories = 363-368

**Special Line Big Flame**

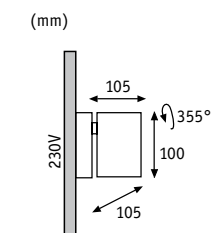
Alu Aluminio Alluminio

- Operates directly with 230 V
- Funciona directamente con 230 V
- Funzionamento diretto a 230 V



Matt white Blanco mate Bianco opaco

incl. 1x3 W A++-A
 63 lm, 2700 K
 \sphericalangle 90°
 incl. 3 VA
 EAN 4000870 937808
937.80 new

**Special Line 360° Cube Flame**


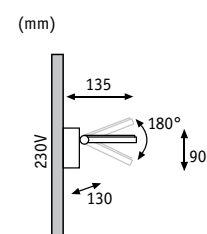
Alu Aluminio Alluminio

- Operates directly with 230 V
- Funciona directamente con 230 V
- Funzionamento diretto a 230 V



Matt white Blanco mate Bianco opaco

incl. 1x7 W A++-A
 240 lm, 2700 K
 \sphericalangle 32°
 incl. 8,3 VA
 EAN 4000870 937822
937.82 new

**Special Line Board**

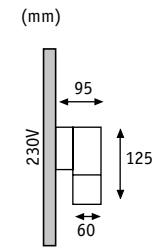
Alu Aluminio Alluminio

- Operates directly with 230 V
- Funciona directamente con 230 V
- Funzionamento diretto a 230 V

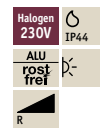


Matt white Blanco mate Bianco opaco

incl. 1x6,8 W A++-A
 480 lm, 2700 K
 \sphericalangle 100°
 incl. 6 VA
 EAN 4000870 937815
937.81 new



GU10
836.34 35 W
836.33 25 W



Special Line Flame Alu Aluminio Alluminio


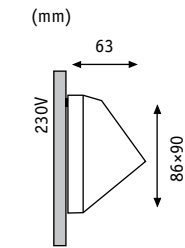
- ▶ Operates directly with 230 V
- ▶ Funciona directamente con 230 V
- ▶ Funzionamento diretto a 230 V



Alu Aluminio Alluminio

incl. 1×35 W, <D> <D-E>
173 lm, 2900 K
◀ 30°, 700 cd

EAN 4000870 937709
937.70



Special Line Wall LED Alu Aluminio Alluminio

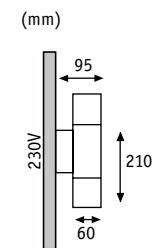
- ▶ Operates directly with 230 V
- ▶ Funciona directamente con 230 V
- ▶ Funzionamento diretto a 230 V



Titanium Titan Titanio

incl. 1×1,5 W <A+-A>
6500 K

EAN 4000870 998175
998.17



GU10
836.34 35 W
836.33 25 W



Special Line Flame Alu Aluminio Alluminio

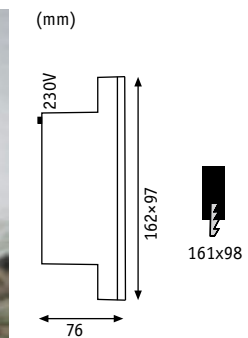
- ▶ Operates directly with 230 V
- ▶ Funciona directamente con 230 V
- ▶ Funzionamento diretto a 230 V



Alu Aluminio Alluminio

incl. 2×35 W, <D> <D-E>
2×173 lm, 2900 K
◀ 30°, 700 cd

EAN 4000870 937716
937.71



Special Line Wall LED Alu Aluminio Alluminio

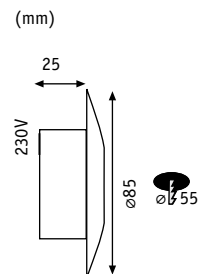
- ▶ Operates directly with 230 V
- ▶ Incl. recessed socket
- ▶ Funciona directamente con 230 V
- ▶ Caja de enchufe incluida
- ▶ Funzionamento diretto a 230 V
- ▶ Incl. scatola da incasso



Titanium Titan Titanio

incl. 1×2,4 W <A+-A>
6500 K

EAN 4000870 998182
998.18



Special Line IP65 Downlight

■ Metal/Plastic Metal/Plástico Metallo/Plastica


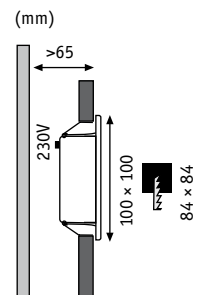

- ▶ Assembly possible directly in 60 mm recessed sockets
- ▶ Operates directly with 230 V
- ▶ Es posible montarlo directamente en cajas de enchufe de 60 mm
- ▶ Funciona directamente con 230V
- ▶ Possibilità di montaggio diretto in scatole da incasso da 60 mm
- ▶ Funzionamento diretto a 230 V



☞ Nickel satinised/Opal Níquel satinado/Opal Nichel satinatoq/Opale

incl. 1x0,25 W A++-A
8,6 lm, 5000 K
⊘ 120°

EAN 4000870 989883
989.88



Special Line LED Window 1

■ Metal Metal Metallo

Special Line LED Window 2

- ▶ Integrated transformer allows for direct connection to the existing house wiring (230 V).
- ▶ Mediante su equipo de alimentación integrado se puede conectar directamente a la instalación eléctrica (230V).
- ▶ Collegabile direttamente al cablaggio domestico presente (230 V) mediante il dispositivo di alimentazione integrato.

☞ Alu matt Aluminium mate Alluminio opaco



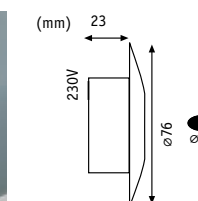
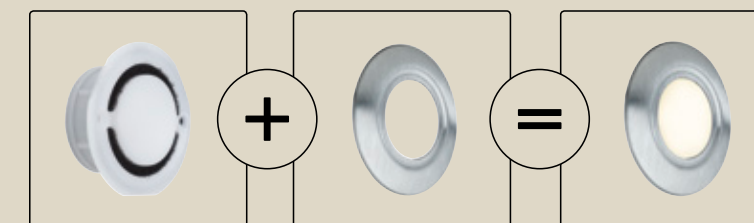
incl. 1x2 W A++-A
6500 K
⊘ 160°, 1,5 cd
EAN 4000870 994979
994.97



incl. 1x2 W A++-A
6500 K
⊘ 160°, 1,5 cd
EAN 4000870 994986
994.98

Trafo/Power Supply ☐= 369-379
Accessories ☐= 363-368

*Combine your own personal lighting system
Combine usted mismo su sistema de luz personal
Scegliete voi stessi le combinazioni per il vostro sistema d'illuminazione personalizzato*



Special Line IP65 Downlight Basic

■ Polycarbonate Policarbonato Policarbonato

- ▶ Assembly possible directly in 60 mm recessed sockets;
- ▶ Toolless mounting of stainless-steel decor by Velcro strip
- ▶ Is augmented by stainless steel cover
- ▶ Es posible montarlo directamente en cajas de montaje empotrables de 60 mm;
- ▶ Se complementa con embellecedor de acero de ley
- ▶ Possibilità di montaggio diretto in scatole da incasso da 60 mm;
- ▶ Rifinito con copertura in acciaio inox

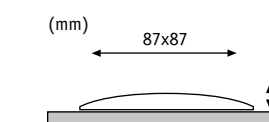

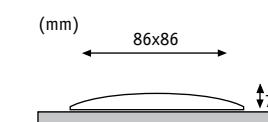
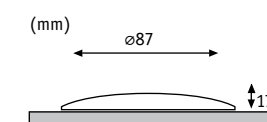

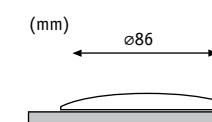



☞ Opal Opal Opale

incl. 1x1,4 W A++-A
3000 K
EAN 4000870 937402
937.40



incl. 1x1,4 W A++-A
4000 K
EAN 4000870 937419
937.41



Special Line Cover round

■ Stainless steel Inox Acciaio legato

- ▶ Stainless steel cover for special recessed luminaires 937.40 and 937.41
- ▶ Embellecedor de acero de ley para Special EBL 937.40 y 937.41
- ▶ Copertura in acciaio inox per faretto da incasso Special 937.40 e 937.41



EAN 4000870 937426
937.42



EAN 4000870 937433
937.43

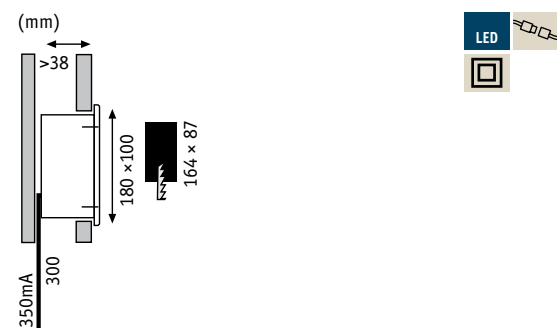


EAN 4000870 937440
937.44



EAN 4000870 937457
937.45

Trafo/Power Supply ☐= 369-379
Accessories ☐= 363-368



Special Line Wall LED Cross

Alu Aluminio Alluminio

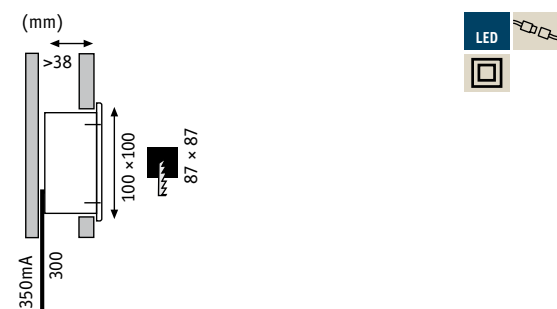
- Is delivered incl. installation frame
- Se suministra con bastidor empotrable incluido
- Fornito con cornice da incasso inclusa



Brushed alu Aluminio mateado Alluminio spazzolato

incl. 1x4 W A++-A
50 lm, 3000 K

incl. 6 VA
EAN 4000870 937525
937.52



Special Line Wall LED Quadro

Alu Aluminio Alluminio

- Is delivered incl. installation frame
- Se suministra con bastidor empotrable incluido
- Fornito con cornice da incasso inclusa



Brushed alu Aluminio mateado Alluminio spazzolato

incl. 1x2 W A++-A
50 lm, 3000 K

incl. 3 VA
EAN 4000870 937532
937.53

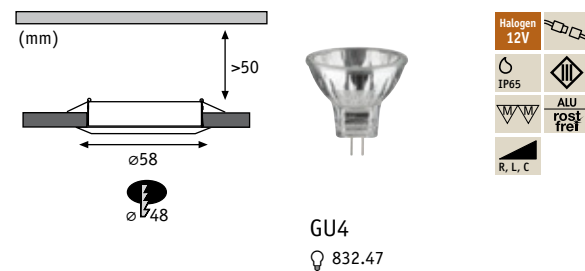

Trafo/Power Supply 369-379
Accessories 363-368



Premium Line

For rigorous requirements Para exigencias elevadas Per esigenze particolari

Application areas: Outdoors, bathroom, kitchen, living room	Ámbitos de aplicación: Exteriores, baño, cocina, salón	Impiego: Spazi esterni, bagno, cucina, soggiorno
► High-quality, non-corrosive materials	► Materiales inoxidables de alta calidad	► Materiali inossidabili di alta qualità
► Incl. miniature transformer, fits into any ceiling	► Transformador pequeño incluido, encuentra sitio en cualquier techo	► incluso minitrasformatore, trova posto in tutti i soffitti
► Easy bulb change thanks to Easy-Click	► Cambio fácil del medio luminoso con mecanismo de Easy Click	► Facile sostituzione del corpo illuminante con Easy Click



GU4
832.47



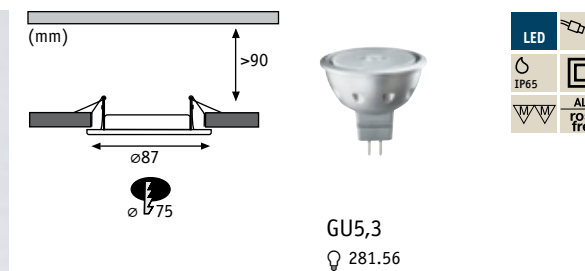
Premium Line IP65 Alu Aluminio Alluminio

- ▶ Protected from spray water and water jets (IP65)
- ▶ Protección contra chorros de agua y agua proyectada (IP65)
- ▶ Protezione da spruzzi e getti d'acqua (IP65)



Brushed alu Aluminio mateado Alluminio spazzolato

max. 1x20W A+-E **incl. 3x20W**, C B-D
 3x201 lm, 2900 K
 25°, 470 cd
 incl. 70 VA
 EAN 4000870 998090
998.09



GU5,3
281.56



Premium Line LED IP65 Aluminium Zinc Aluminio-zinc Zinco-Alluminio

- ▶ Protected from spray water and water jets (IP65)
- ▶ Protección contra chorros de agua y agua proyectada (IP65)
- ▶ Protezione da spruzzi e getti d'acqua (IP65)
- ▶ Glare-free due to recessed lamp
- ▶ No deslumbra gracias a la luminaria dispuesta más atrás
- ▶ Anabbagliante grazie a lampadina in posizione arretrata



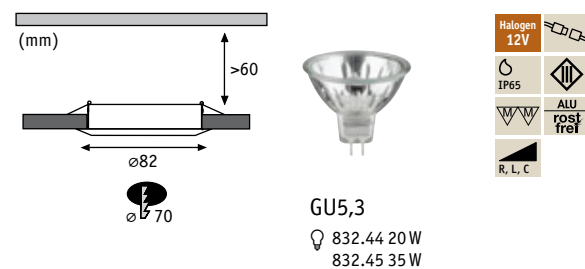

White Blanco Bianco

incl. 3x4 W, A A-D
 3x140 lm, 3000 K
 25°, 640 cd
 incl. 15 VA
 EAN 4000870 994603
994.60



Brushed iron Acero Mate Ferro spazzolato

incl. 3x4 W, A A-D
 3x140 lm, 3000 K
 25°, 640 cd
 incl. 15 VA
 EAN 4000870 994610
994.61



GU5,3
832.44 20W
832.45 35W



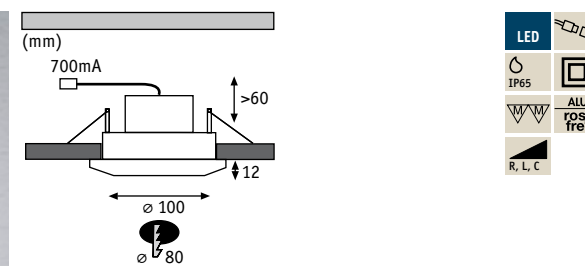
Premium Line IP65 Alu Aluminio Alluminio

- ▶ Protected from spray water and water jets (IP65)
- ▶ Protección contra chorros de agua y agua proyectada (IP65)
- ▶ Protezione da spruzzi e getti d'acqua (IP65)



Brushed alu Aluminio mateado Alluminio spazzolato

max. 1x35W A+-E **incl. 3x35W**, C B-D
 3x430 lm, 2900 K
 38°, 1100 cd
 incl. 105 VA
 EAN 4000870 993941
993.94

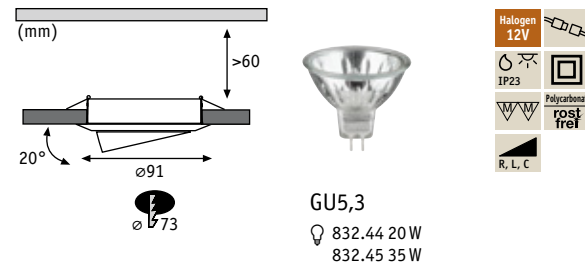


Premium Line Pearly Alu Aluminio Alluminio

Matt white Blanco mate Bianco opaco

incl. 1x7,5 W A+-A **incl. 3x7,5 W** A+-A
 420 lm, 2700 K
 25°, 1996 cd
 EAN 4000870 925843
925.84

3x420 lm, 2700 K
 25°, 3x1996 cd
 incl. 27 VA
 EAN 4000870 926864
926.86 new

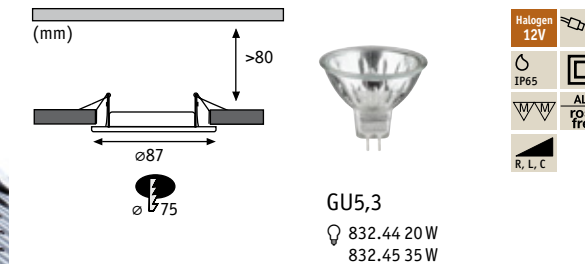


Premium Line Weatherproof Polycarbonate Policarbonato Policarbonato



Chrome matt Cromo mate Cromo opaco

incl. 3x35 W, <C> <B-D>
3x430 lm, 2900 K
38°, 1100 cd
incl. 105 VA
EAN 4000870 980910
980.91



Premium Line IP65 Aluminium Zinc Aluminio-zinc Zinco-Alluminio

- ▶ Protected from spray water and water jets (IP65)
- ▶ Protección contra chorros de agua y agua proyectada (IP65)
- ▶ Protezione da spruzzi e getti d'acqua (IP65)
- ▶ Glare-free due to recessed lamp
- ▶ No deslumbra gracias a la luminaria dispuesta más atrás
- ▶ Anabbagliante grazie a lampadina in posizione arretrata



White Blanco Bianco

max. 1x35 W <A++-E> **incl. 2x35 W, <C> <B-D>**
2x430 lm, 2900 K
38°, 1100 cd
incl. 70 VA
EAN 4000870 993330
993.33

incl. 3x35 W, <C> <B-D>
3x430 lm, 2900 K
38°, 1100 cd
incl. 105 VA
EAN 4000870 993453
993.45



Brushed iron Acero Mate Ferro spazzolato

max. 1x35 W <A++-E> **incl. 3x35 W, <C> <B-D>**
3x430 lm, 2900 K
38°, 1100 cd
incl. 105 VA
EAN 4000870 993439
993.43

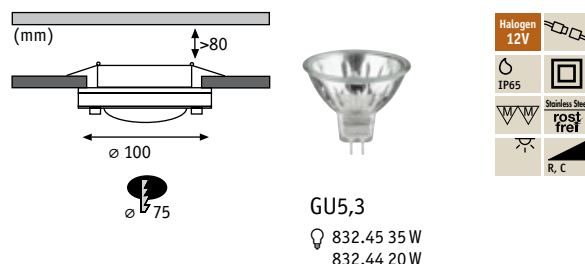
incl. 3x35 W, <C> <B-D>
3x430 lm, 2900 K
38°, 1100 cd
incl. 105 VA
EAN 4000870 993484
993.48



Chrome Cromo Cromo

max. 1x35 W <A++-E> **incl. 3x35 W, <C> <B-D>**
3x430 lm, 2900 K
38°, 1100 cd
incl. 105 VA
EAN 4000870 993422
993.42

incl. 3x35 W, <C> <B-D>
3x430 lm, 2900 K
38°, 1100 cd
incl. 105 VA
EAN 4000870 993477
993.47



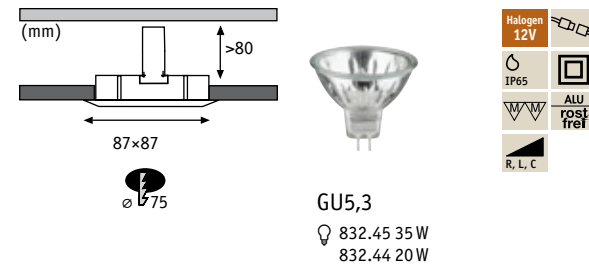
Premium Line IP65 Deco Glass/Stainless steel Cristal/Inox Vetro/Acciaio legato

- ▶ Protected from spray water and water jets (IP65)
- ▶ Protección contra chorros de agua y agua proyectada (IP65)
- ▶ Protezione da spruzzi e getti d'acqua (IP65)



Satin/Chrome Satinada/Cromo Satinato/Cromo

incl. 3x35 W, <C> <B-D>
3x430 lm, 2900 K
38°, 1100 cd
incl. 105 VA
EAN 4000870 925362
925.36



Premium Line IP65 Quadro Alu Aluminium Zinc Aluminio-zinc Zinco-Alluminio

- ▶ Protected from spray water and water jets (IP65)
- ▶ Glare-free due to recessed lamp
- ▶ Protección contra chorros de agua y agua proyectada (IP65)
- ▶ No deslumbra gracias a la luminaria dispuesta más atrás
- ▶ Protezione da spruzzi e getti d'acqua (IP65)
- ▶ Anabbagliante grazie a lampadina in posizione arretrata



White Blanco Bianco

max. 1x35 W A++-E **incl. 1x35 W**, <C> B-D 430 lm, 2900 K
 \sphericalangle 38°, 1100 cd
 incl. - 70 VA
 EAN 4000870 937280
937.28

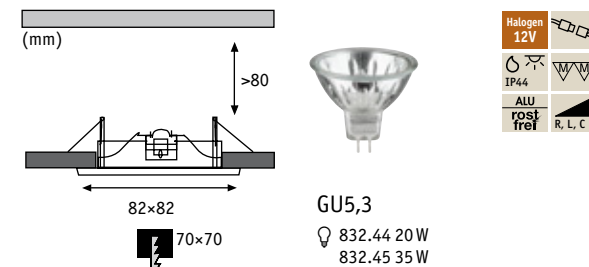

incl. 3x35 W, <C> B-D 3x430 lm, 2900 K
 \sphericalangle 38°, 1100 cd
 incl. - 105 VA
 EAN 4000870 937297
937.29



Brushed iron Acero Mate Ferro spazzolato

max. 1x35 W A++-E **incl. 3x35 W**, <C> B-D 3x430 lm, 2900 K
 \sphericalangle 38°, 1100 cd
 incl. - 105 VA
 EAN 4000870 937266
937.26

incl. 3x35 W, <C> B-D 3x430 lm, 2900 K
 \sphericalangle 38°, 1100 cd
 incl. - 105 VA
 EAN 4000870 937273
937.27




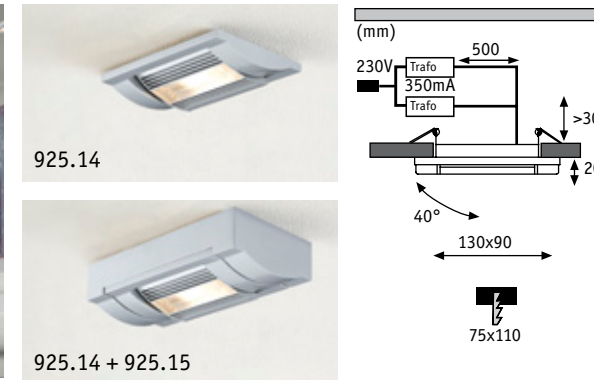
Premium Line Quadro Alu Aluminium Zinc Aluminio-zinc Zinco-Alluminio



Titanium Titan Titanio

incl. 4x35 W, <C> B-D 4x430 lm, 2900 K
 \sphericalangle 38°, 1100 cd
 incl. - 150 VA
 EAN 4000870 995792
995.79

Trafo/Power Supply = 369-379
 Accessories = 363-368



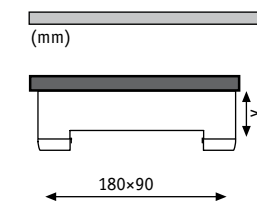
Premium Line Linear LED Alu Aluminium Alluminio

- ▶ This innovative LED recessed luminaire allows your living spaces to be perfectly lit
- ▶ With the optional surface-mounted ring, the luminaire can do without installation depth.
- ▶ Con estas innovadoras lámparas empotrables de LEDs podrá Ud. ambientar sus habitaciones a la perfección
- ▶ Gracias al anillo de fijación opcional, la lámpara no necesita profundidad de empotrado.
- ▶ Luci da incasso a LED innovative per una perfetta illuminazione degli spazi abitativi
- ▶ Con l'anello di montaggio opzionale non è richiesta alcuna profondità di incasso per la lampada.



Chrome matt Cromo mate Cromo opaco

incl. 1x6 W A++-A 380 lm, 3000 K
 \sphericalangle 30°, 435 cd
 incl. - 6 VA
 EAN 4000870 925140
925.14




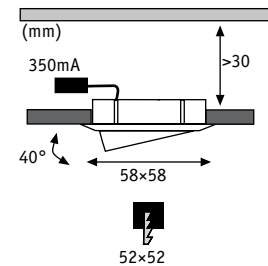
Premium Line Linear LED Alu Aluminium Alluminio



Chrome matt Cromo mate Cromo opaco

EAN 4000870 925157
925.15

Trafo/Power Supply = 369-379
 Accessories = 363-368



Premium Line Cardano LED Alu Aluminio Alluminio



Chrome matt Cromo mate Cromo opaco

incl. 1x1 W A+-A	incl. 3x1 W A+-A
3000 K	3000 K
36°	36°
EAN 4000870 994702	incl. 3,6 VA EAN 4000870 994658
994.70	994.65



GU10
281.54

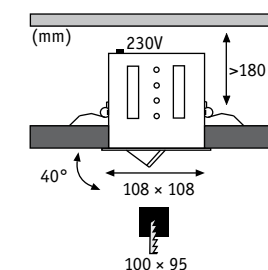


Premium Line Cardano LED 230V GU10 Metal Metal Metallo

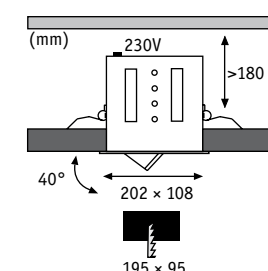


Matt white Blanco mate Bianco opaco

incl. 1x4 W, A A+-E
150 lm, 3000 K
25°, 800 cd
EAN 4000870 926673
926.67 new

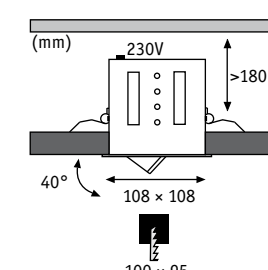


incl. 2x4 W, A A+-E
2x150 lm, 3000 K
25°, 800 cd
EAN 4000870 926680
926.68 new


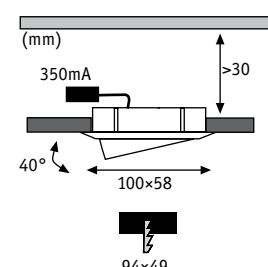
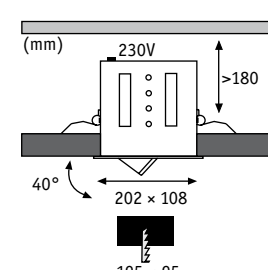


Titanium Titan Titanio

incl. 1x4 W, A A+-E
150 lm, 3000 K
25°, 800 cd
EAN 4000870 926666
926.66 new



incl. 2x4 W, A A+-E
2x150 lm, 3000 K
25°, 800 cd
EAN 4000870 926642
926.64 new



Premium Line Cardano LED Alu Aluminio Alluminio



Chrome matt Cromo mate Cromo opaco

incl. 1x (3x1 W) A+-A	incl. 3x (3x1 W) A+-A
3000 K	3000 K
36°	36°
EAN 4000870 994559	incl. 12 VA EAN 4000870 994573
994.55	994.57



Premium Line Cardano

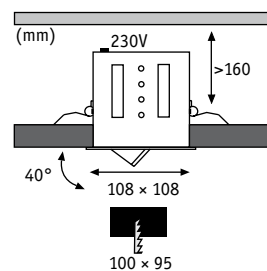
☒ Metal Metal Metallo



☞ Titanium Titan Titanio

incl. 1x50 W, ☐ D ☐ D-E
292 lm, 2900 K
☞ 30°, 800 cd

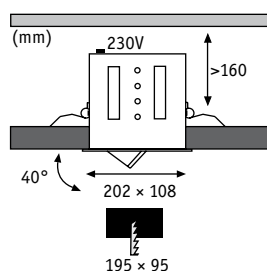
EAN 4000870 753019
753.01



☞ Titanium Titan Titanio

incl. 2x50 W, ☐ D ☐ D-E
2x292 lm, 2900 K
☞ 30°, 800 cd

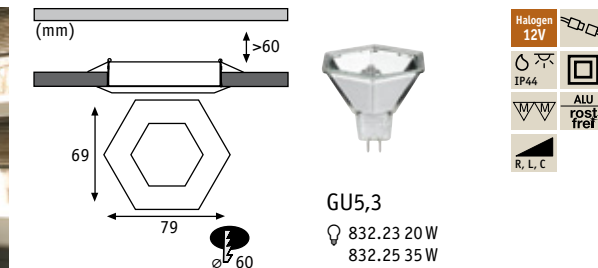
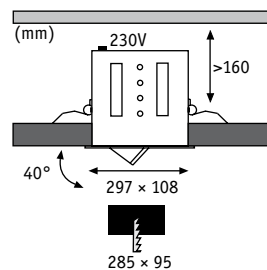
EAN 4000870 753026
753.02



☞ Titanium Titan Titanio


incl. 3x50 W, ☐ D ☐ D-E
3x292 lm, 2900 K
☞ 30°, 800 cd

EAN 4000870 753033
753.03



Premium Line Hexa

☒ Aluminium Zinc Aluminio-zinc Zinco-Alluminio



☞ Brushed iron Acero Mate Ferro spazzolato

max. 1x35 W ☐ A** ☐ E	incl. 4x35 W , ☐ C ☐ B-D 4x320 lm, 2900 K ☞ 60°, 855 cd incl. ☐ 150 VA ☐ EAN 4000870 995679 995.67	incl. 6x35 W , ☐ C ☐ B-D 6x320 lm, 2900 K ☞ 60°, 855 cd incl. ☐ 2x105 VA ☐ EAN 4000870 995594 995.59
------------------------------	---	---


EAN 4000870 057544
5754



☞ Chrome Cromo Cromo

max. 1x35 W ☐ A** ☐ E	incl. 4x35 W , ☐ C ☐ B-D 4x320 lm, 2900 K ☞ 60°, 855 cd incl. ☐ 150 VA ☐ EAN 4000870 995686 995.68	incl. 6x35 W , ☐ C ☐ B-D 6x320 lm, 2900 K ☞ 60°, 855 cd incl. ☐ 2x105 VA ☐ EAN 4000870 995563 995.56
------------------------------	---	---

EAN 4000870 057537
5753



Premium Line Quadro Aluminium Zinc Aluminio-zinc Zinco-Alluminio

White Blanco Bianco

max. 1x35 W A++-E **incl. 4x35 W,** C B-D
 4x324 lm, 2900 K
 \sphericalangle 60°, 310 cd
 incl. 150 VA

EAN 4000870 057001
5700

EAN 4000870 995716
995.71

Brushed iron Acero Mate Ferro spazzolato

max. 1x35 W A++-E **incl. 4x35 W,** C B-D **incl. 6x35 W,** C B-D
 4x324 lm, 2900 K 6x324 lm, 2900 K
 \sphericalangle 60°, 310 cd \sphericalangle 60°, 310 cd
 incl. 150 VA incl. 2x105 VA

EAN 4000870 057049
5704

EAN 4000870 995723
995.72

EAN 4000870 995099
995.09


Chrome Cromo Cromo

max. 1x35 W A++-E **incl. 4x35 W,** C B-D **incl. 6x35 W,** C B-D
 4x324 lm, 2900 K 6x324 lm, 2900 K
 \sphericalangle 60°, 310 cd \sphericalangle 60°, 310 cd
 incl. 150 VA incl. 2x105 VA

EAN 4000870 057032
5703

EAN 4000870 995730
995.73

EAN 4000870 995068
995.06



Premium Line Quadro Aluminium Zinc Aluminio-zinc Zinco-Alluminio

White Blanco Bianco

max. 1x35 W A++-E **incl. 6x35 W,** C B-D
 6x324 lm, 2900 K
 \sphericalangle 60°, 310 cd
 incl. 2x105 VA

EAN 4000870 057056
5705

EAN 4000870 995181
995.18

Brushed iron Acero Mate Ferro spazzolato

max. 1x35 W A++-E **incl. 6x35 W,** C B-D
 6x324 lm, 2900 K
 \sphericalangle 60°, 310 cd
 incl. 2x105 VA

EAN 4000870 057094
5709

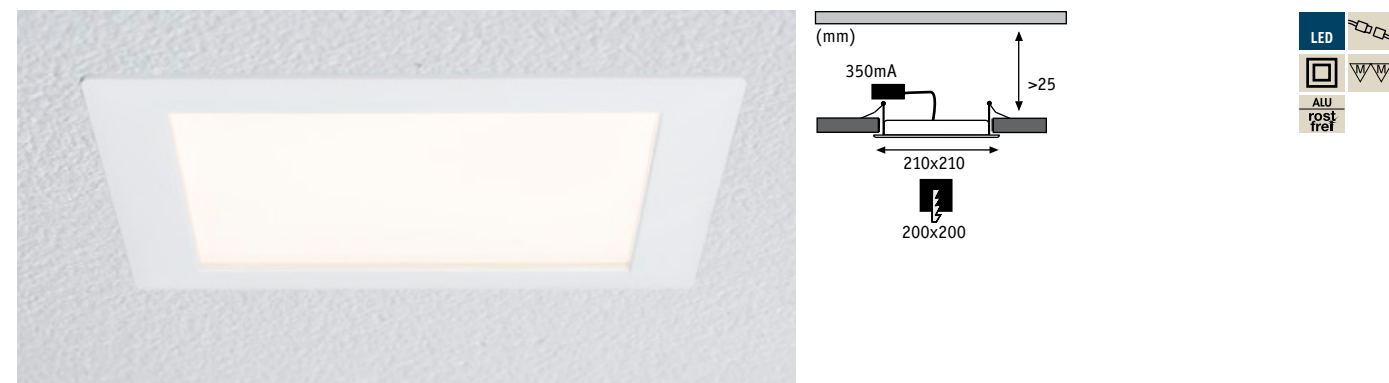
EAN 4000870 995242
995.24

Chrome Cromo Cromo

max. 1x35 W A++-E **incl. 6x35 W,** C B-D
 6x324 lm, 2900 K
 \sphericalangle 60°, 310 cd
 incl. 2x105 VA


EAN 4000870 057087
5708


EAN 4000870 995211
995.21



Premium Line Panel Alu/Plastic Aluminium/Plástico Alluminio/Plastica


- ▶ Multichip LED for optimal light distribution
- ▶ LED Multichip para una distribución óptima de la luz
- ▶ LED multichip per la distribuzione ottimale della luce

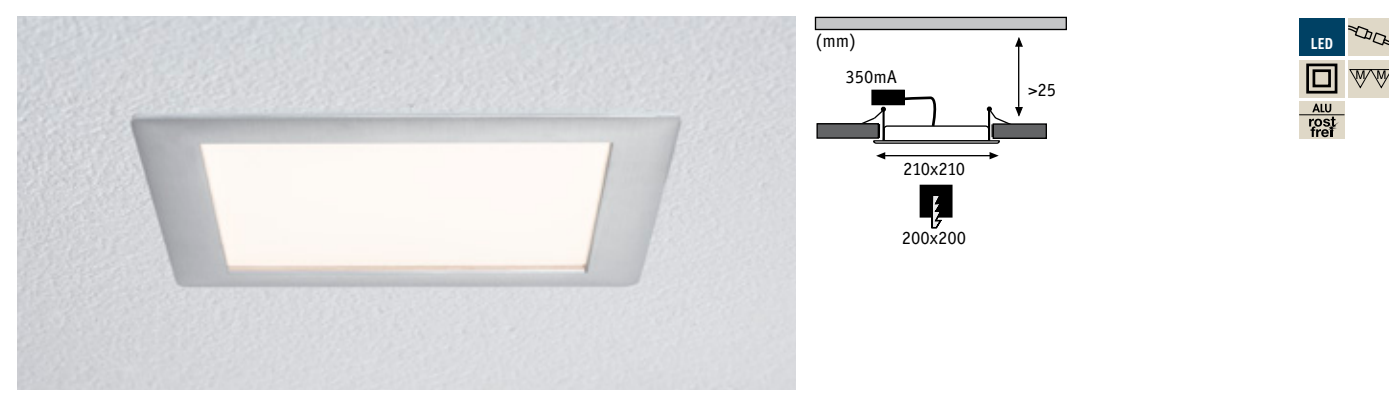
	☞ Matt white/Satin Blanco mate/Satinada Bianco opaco/Satinato
incl. 1x8 W $A^{++}-A$ 550 lm, 6500 K	incl. 1x8 W $A^{++}-A$ 500 lm, 2700 K
incl. ⚡ 8 VA EAN 4000870 926130 926.13	incl. ⚡ 8 VA EAN 4000870 926123 926.12
	incl. 1x15 W $A^{++}-A$ 960 lm, 2700 K
	incl. ⚡ 15 VA EAN 4000870 926154 926.15



Premium Line Panel IP44 Alu/Plastic Aluminium/Plástico Alluminio/Plastica


- ▶ Operates directly with 230 V
- ▶ Funciona directamente con 230 V
- ▶ Funzionamento diretto a 230 V
- ▶ Multichip LED for optimal light distribution
- ▶ LED Multichip para una distribución óptima de la luz
- ▶ LED multichip per la distribuzione ottimale della luce


	☞ Brushed alu/Satin Aluminium mateado/Satinada Alluminio spazzolato/Satinato
incl. 1x11 W $A^{++}-A$ 800 lm, 2700 K	
EAN 4000870 926093 926.09	



Premium Line Panel Alu/Plastic Aluminium/Plástico Alluminio/Plastica


- ▶ Multichip LED for optimal light distribution
- ▶ LED Multichip para una distribución óptima de la luz
- ▶ LED multichip per la distribuzione ottimale della luce


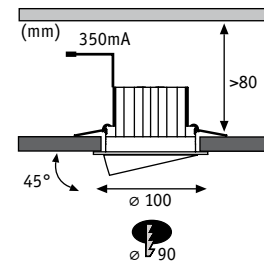
	☞ Brushed alu/Satin Aluminium mateado/Satinada Alluminio spazzolato/Satinato
incl. 1x8 W $A^{++}-A$ 550 lm, 6500 K	incl. 1x8 W $A^{++}-A$ 500 lm, 2700 K
incl. ⚡ 8 VA EAN 4000870 926116 926.11	incl. ⚡ 8 VA EAN 4000870 926109 926.10
	incl. 1x15 W $A^{++}-A$ 960 lm, 2700 K
	incl. ⚡ 15 VA EAN 4000870 926147 926.14



Premium Line Areal Alu Aluminium Alluminio

- ▶ Operates directly with 230 V
- ▶ Funciona directamente con 230 V
- ▶ Funzionamento diretto a 230 V
- ▶ Multichip LED for optimal light distribution
- ▶ LED Multichip para una distribución óptima de la luz
- ▶ LED multichip per la distribuzione ottimale della luce

	☞ Chrome matt Cromo mate Cromo opaco
incl. 3x2 W $A^{++}-A$ 3x70 lm, 3000 K	
EAN 4000870 937587 937.58	



Premium Line Plainly

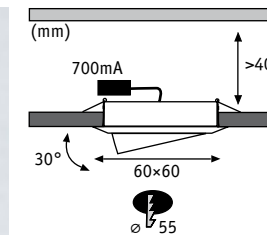
Alu Aluminio Alluminio



Aluminium rotated Aluminio torneado Alluminio tornito

incl. 3x7 W A++-A
3x400lm, 2700 K

incl. 21 VA
EAN 4000870 926734
926.73 new



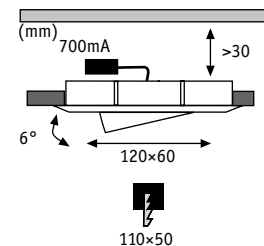
Premium Line Drilled Alu

Alu Aluminio Alluminio



Brushed alu Aluminio mateado Alluminio spazzolato

incl. 3x3 W A++-A
3000 K
30°, 354 cd
incl. 9 VA
EAN 4000870 925249
925.24



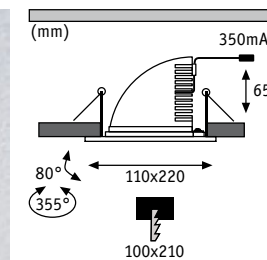
Premium Line LED Drilled Alu Duo

Alu Aluminio Alluminio



Brushed alu Aluminio mateado Alluminio spazzolato

incl. 1x (2x3 W) A++-A
3000 K
8°, 2x2500 cd
incl. 9 VA
EAN 4000870 925379
925.37




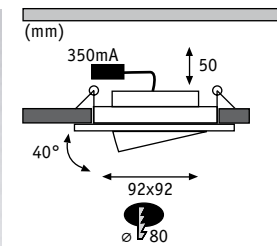
Premium Line Xara

Alu Aluminio Color alluminio



Brushed alu Aluminio mateado Alluminio spazzolato

incl. 1x (2x5 W) A++-A
3000 K
28°, 2x610 cd
incl. 12 VA
EAN 4000870 925461
925.46

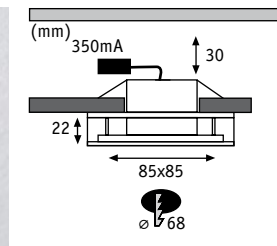


Premium Line LED Aria square Alu Aluminio Alluminio



Brushed alu/Chrome matt Aluminio mateado/Cromo mate Alluminio spazzolato/Cromo opaco

incl. 1x3 W A++-A	incl. 3x3 W A++-A
3000 K	3000 K
∠ 30°, 720 cd	∠ 30°, 720 cd
	incl. 9 VA
EAN 4000870 925317	EAN 4000870 925324
925.31	925.32

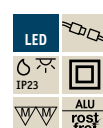
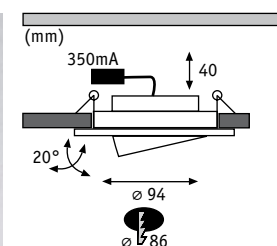


Premium Line Liro LED square Alu/Acyl Aluminio/Acrylic Alluminio/Acrylic



Brushed alu/Clear Aluminio mateado/Claro Alluminio spazzolato/Chiaro

incl. 1x3 W A++-A	incl. 1x3 W A++-A	incl. 3x3 W A++-A
3000 K	3000 K	3000 K
∠ 45°, 350 cd	∠ 45°, 350 cd	∠ 45°, 350 cd
	incl. 3 VA	incl. 9 VA
EAN 4000870 925386	EAN 4000870 926017	EAN 4000870 925393
925.38	926.01	925.39

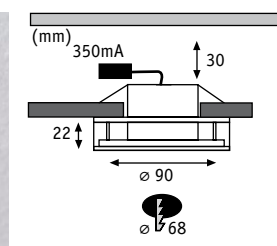


Premium Line LED Aria round Alu Aluminio Alluminio



Brushed alu Aluminio mateado Alluminio spazzolato

incl. 1x3 W A++-A	incl. 1x3 W A++-A	incl. 3x3 W A++-A
3000 K	3000 K	3000 K
∠ 30°, 720 cd	∠ 30°, 720 cd	∠ 30°, 720 cd
	incl. 3 VA	incl. 9 VA
EAN 4000870 925294	EAN 4000870 925997	EAN 4000870 925300
925.29	925.99	925.30

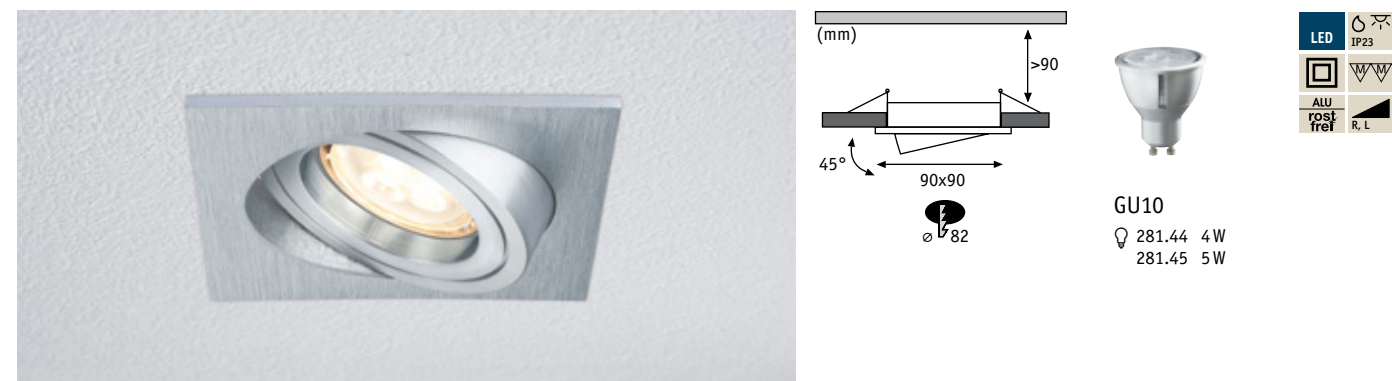


Premium Line Liro LED round Alu/Acyl Aluminio/Acrylic Alluminio/Acrylic



Brushed alu/Clear Aluminio mateado/Claro Alluminio spazzolato/Chiaro

incl. 1x3 W A++-A	incl. 3x3 W A++-A
3000 K	3000 K
∠ 45°, 320 cd	∠ 45°, 320 cd
	incl. 9 VA
EAN 4000870 925409	EAN 4000870 925416
925.40	925.41



Premium Line Drilled Alu Alu Aluminium Alluminio

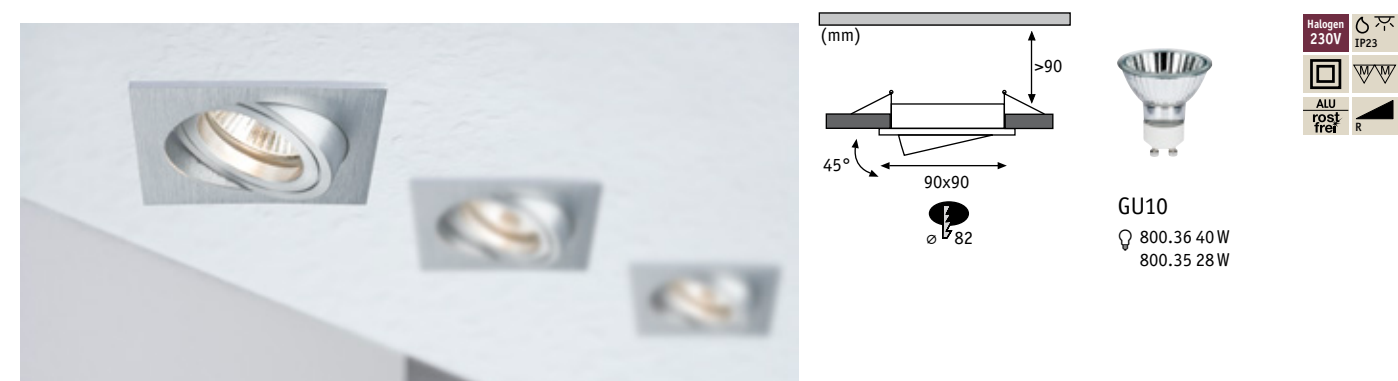
- ▶ Easy bulb exchange without snap ring
- ▶ Cambio sencillo de luminaria sin circlip
- ▶ Sostituzione della lampadina semplice senza anello di sicurezza



Brushed alu Aluminium mateado Alluminio spazzolato

incl. 3x4 W, A A+-E
3x200 lm, 3000 K
∠ 25°, 700 cd

EAN 4000870 926192
926.19



Premium Line Drilled Alu Alu Aluminium Alluminio

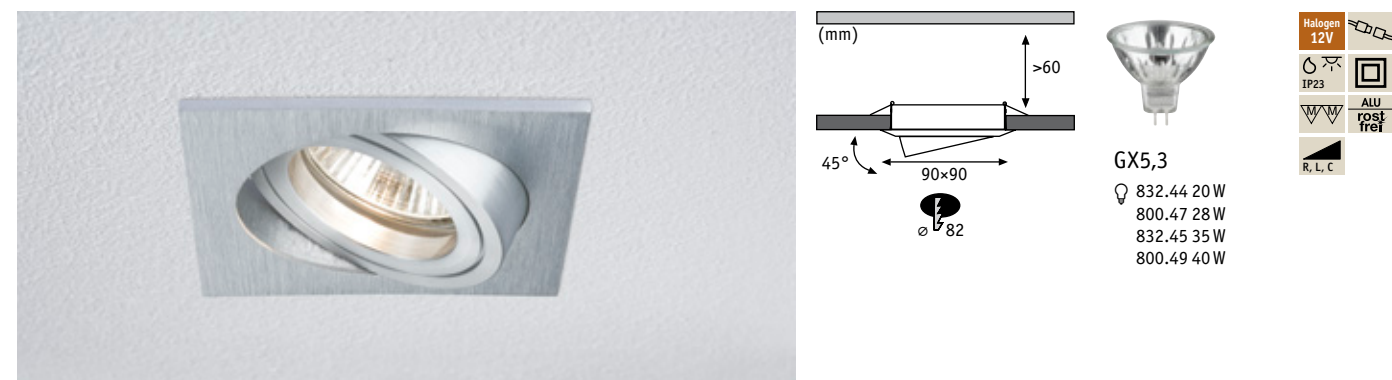


Brushed alu Aluminium mateado Alluminio spazzolato

max. 1x40 W A+-E **incl. 3x40 W, D** D-E
3x300 lm, 2900 K
∠ 30°, 900 cd

EAN 4000870 926215
926.21

EAN 4000870 926222
926.22



Premium Line Drilled Alu Alu Aluminium Alluminio

- ▶ Easy bulb exchange without snap ring
- ▶ Cambio sencillo de luminaria sin circlip
- ▶ Sostituzione della lampadina semplice senza anello di sicurezza

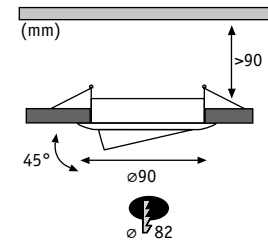


Brushed alu Aluminium mateado Alluminio spazzolato


max. 1x40 W A+-E **incl. 3x35 W, C** B-D **incl. 6x28 W, B** B-D
3x430 lm, 2900 K 6x318 lm, 3000 K
∠ 38°, 1100 cd ∠ 38°, 1097 cd
incl. 105 VA incl. 2x105 VA
EAN 4000870 925218 EAN 4000870 926321
925.21 **926.32**

EAN 4000870 926208
926.20

- ▶ Easy bulb exchange without snap ring
- ▶ Cambio sencillo de luminaria sin circlip
- ▶ Sostituzione della lampadina semplice senza anello di sicurezza



GU10
 281.44 4W
 281.45 5W

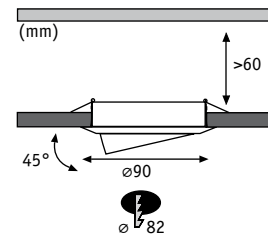


Premium Line Drilled Alu Alu Aluminium Alluminio



Aluminium rotated Aluminium torneado Alluminio tornito

incl. 3x4 W, $\langle A \rangle$ $\langle A^+ - E \rangle$
 3x200 lm, 3000 K
 $\sphericalangle 25^\circ$, 700 cd
 EAN 4000870 926239
926.23



GX5,3
 832.44 20W
 800.47 28W
 832.45 35W
 800.49 40W



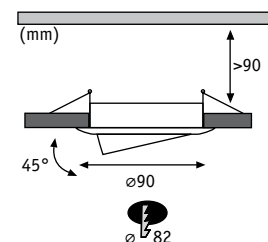
Premium Line Drilled Alu Alu Aluminium Alluminio



Aluminium rotated Aluminium torneado Alluminio tornito

max. 1x40 W $\langle A^+ - E \rangle$ **incl. 3x35 W, $\langle C \rangle$** $\langle B - D \rangle$ **incl. 6x28 W, $\langle B \rangle$** $\langle B - D \rangle$
 3x430 lm, 2900 K
 $\sphericalangle 38^\circ$, 1100 cd
 incl. \square 105 VA
 EAN 4000870 926246 **926.24** EAN 4000870 925225 **925.22** EAN 4000870 926314 **926.31**

EAN 4000870 926246
926.24



GU10
 800.35 28W
 800.36 40W



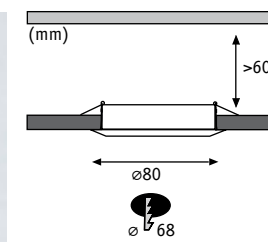
Premium Line Drilled Alu Alu Aluminium Alluminio



Aluminium rotated Aluminium torneado Alluminio tornito

max. 1x40 W $\langle A^+ - E \rangle$ **incl. 3x40 W, $\langle D \rangle$** $\langle D - E \rangle$
 3x300 lm, 2900 K
 $\sphericalangle 30^\circ$, 900 cd
 EAN 4000870 926253 **926.25** EAN 4000870 926260 **926.26**

EAN 4000870 926253
926.25



GX5,3
 832.44 20W
 800.47 28W
 832.45 35W
 800.49 40W



Premium Line Drilled Alu Alu Aluminium Alluminio Color alluminio

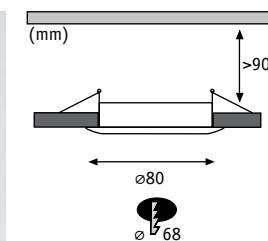
- ▶ Easy bulb exchange without snap ring
- ▶ Cambio sencillo de luminaria sin circlip
- ▶ Sostituzione della lampadina semplice senza anello di sicurezza



Aluminium rotated Aluminium torneado Alluminio tornito

max. 1x40 W $\langle A^+ - E \rangle$ **incl. 3x35 W, $\langle C \rangle$** $\langle B - D \rangle$
 3x430 lm, 2900 K
 $\sphericalangle 38^\circ$, 1100 cd
 incl. \square 105 VA
 EAN 4000870 926277 **926.27** EAN 4000870 925232 **925.23**

EAN 4000870 926277
926.27



GU10
 800.35 28W
 800.36 40W



Premium Line Drilled Alu Alu Aluminium Alluminio

- ▶ Easy bulb exchange without snap ring
- ▶ Cambio sencillo de luminaria sin circlip
- ▶ Sostituzione della lampadina semplice senza anello di sicurezza

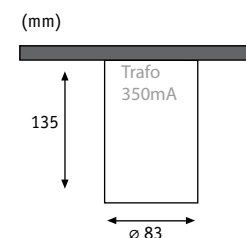


Aluminium rotated Aluminium torneado Alluminio tornito

max. 1x40 W $\langle A^+ - E \rangle$ **incl. 3x40 W, $\langle D \rangle$** $\langle D - E \rangle$
 3x300 lm, 2900 K
 $\sphericalangle 30^\circ$, 900 cd

EAN 4000870 926284 **926.28**

EAN 4000870 926291 **926.29**

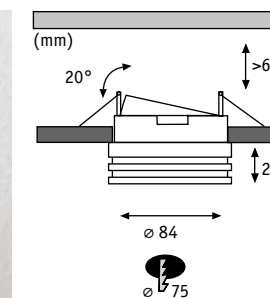


Premium Line Barrel Alu Aluminio Alluminio



Alu Aluminio Alluminio

incl. 1x6 W A+-A
 3000 K
 25°, 1950 cd
 incl. 9 VA
 EAN 4000870 925478
925.47


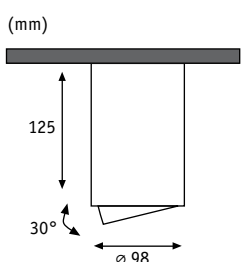


Premium Line Curl Alu Aluminio Alluminio



Alu Aluminio Alluminio

max. 35 W A+-E **incl. 3x35 W** B-D
 3x430 lm, 2900 K
 38°, 1100 cd
 incl. 105 VA
 EAN 4000870 925508 **925.50**
 EAN 4000870 925485 **925.48**

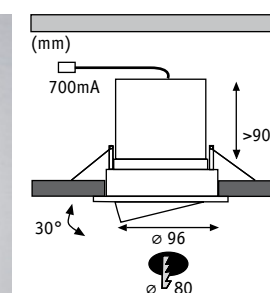


Premium Line Barrel Alu Aluminio Alluminio



Matt white Blanco mate Bianco opaco

incl. 1x6 W A+-A
 420 lm, 2700 K
 30°, 780 cd
 incl. 9 VA
 EAN 4000870 926901
926.90 new


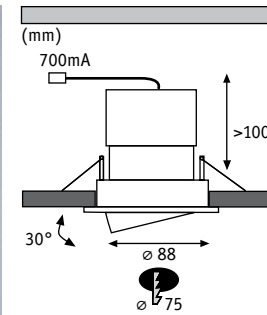


Premium Line Cloud Alu Aluminio Alluminio



Matt white Blanco mate Bianco opaco

incl. 1x10 W A+-A **incl. 3x10 W** A+-A
 420 lm, 2700 K
 30°, 1145 cd
 EAN 4000870 925812 **925.81**
 3x420 lm, 2700 K
 30°, 3x1145 cd
 incl. 36 VA
 EAN 4000870 926871 **926.87 new**



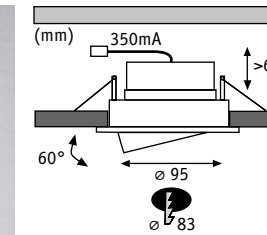
Premium Line Creamy

Alu Aluminio Alluminio



Matt white Blanco mate Bianco opaco

incl. 1x10 W A++-A	incl. 3x10 W A++-A
560 lm, 2700 K	3x560 lm, 2700 K
∠ 40°, 970 cd	∠ 40°, 3x970 cd
	incl. 36 VA
EAN 4000870 925850	EAN 4000870 926857
925.85	926.85 new




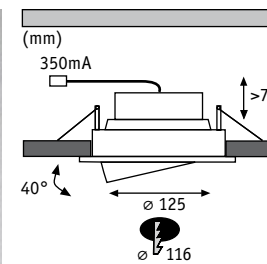
Premium Line Snowy

Alu Aluminio Alluminio



Matt white Blanco mate Bianco opaco

incl. 1x3,6 W A++-A
250 lm, 2700 K
∠ 25°, 872 cd
EAN 4000870 926048
926.04




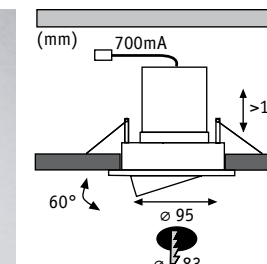
Premium Line Albina

Alu Aluminio Alluminio



Matt white Blanco mate Bianco opaco

incl. 1x7,2 W A++-A	incl. 3x7,2 W A++-A
520 lm, 2700 K	3x520 lm, 2700 K
∠ 30°, 1316 cd	∠ 30°, 3x1316 cd
	incl. 18 VA
EAN 4000870 926024	EAN 4000870 926888
926.02	926.88 new



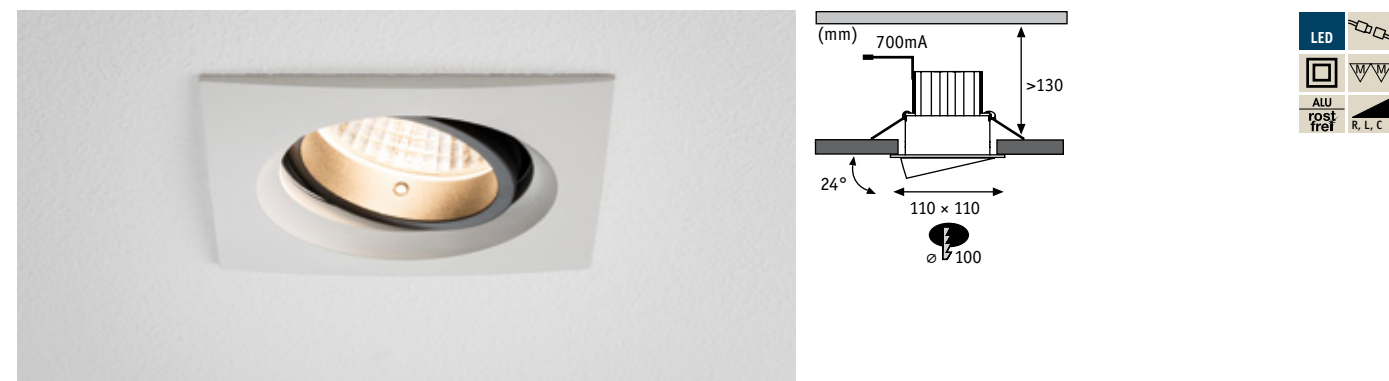
Premium Line Snowy

Alu Aluminio Alluminio



Matt white Blanco mate Bianco opaco

incl. 1x7,5 W A++-A	incl. 3x7,5 W A++-A
430 lm, 2700 K	3x430 lm, 2700 K
∠ 25°, 1526 cd	∠ 25°, 3x1526 cd
	incl. 27 VA
EAN 4000870 926055	EAN 4000870 926895
926.05	926.89 new



Premium Line Daz LED Alu Aluminio Alluminio

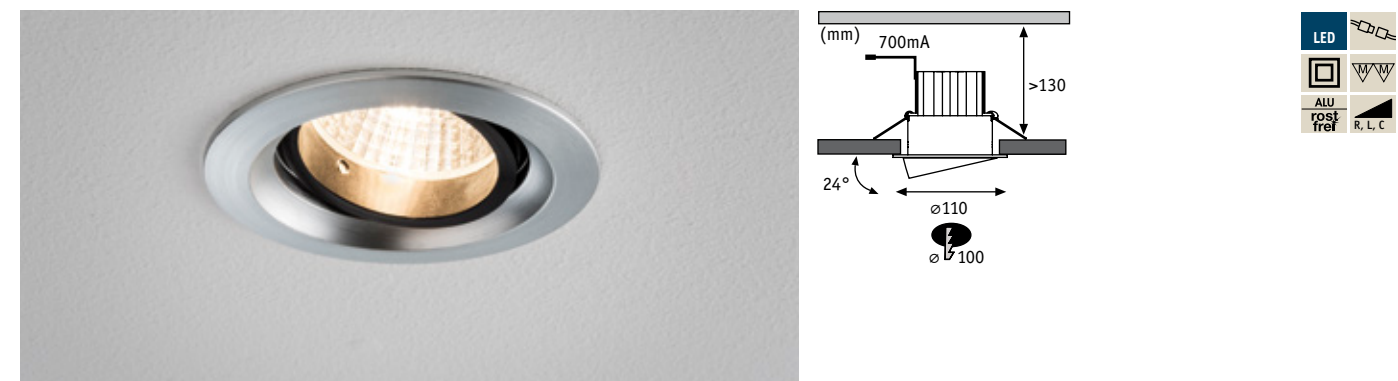
- ▶ Improved lighting comfort with glare-free recessed lighting providing general and indirect room lighting.
- ▶ Glare-free - no direct view of the light source
- ▶ Confort luminoso mejorado mediante lámparas empotrables que no deslumbran y en iluminación directa de interiores
- ▶ No deslumbra - no se ve directamente el punto de luz
- ▶ Migliore confort luminoso grazie a faretto ad incasso senza effetto abbagliante per l'illuminazione base e l'illuminazione indiretta di interni
- ▶ Nessun effetto abbagliante - Impossibile guardare direttamente nella fonte luminosa

Matt white Blanco mate Bianco opaco

incl. 2x7 W A++-A
 2x420 lm, 2700 K
 \sphericalangle 12°
 incl. 18 VA
 EAN 4000870 926789
926.78 new

Brushed alu Aluminio mateado Alluminio spazzolato

incl. 2x7 W A++-A
 2x420 lm, 2700 K
 \sphericalangle 12°
 incl. 18 VA
 EAN 4000870 926796
926.79 new



Premium Line Daz LED Alu Aluminio Alluminio

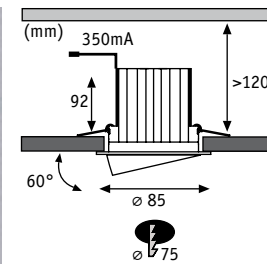
- ▶ Improved lighting comfort with glare-free recessed lighting providing general and indirect room lighting.
- ▶ Glare-free - no direct view of the light source
- ▶ Confort luminoso mejorado mediante lámparas empotrables que no deslumbran y en iluminación directa de interiores
- ▶ No deslumbra - no se ve directamente el punto de luz
- ▶ Migliore confort luminoso grazie a faretto ad incasso senza effetto abbagliante per l'illuminazione base e l'illuminazione indiretta di interni
- ▶ Nessun effetto abbagliante - Impossibile guardare direttamente nella fonte luminosa

Matt white Blanco mate Bianco opaco

incl. 2x7 W A++-A
 2x420 lm, 2700 K
 \sphericalangle 12°
 incl. 18 VA
 EAN 4000870 926765
926.76 new

Brushed alu Aluminio mateado Alluminio spazzolato

incl. 2x7 W A++-A
 2x420 lm, 2700 K
 \sphericalangle 12°
 incl. 18 VA
 EAN 4000870 926772
926.77 new




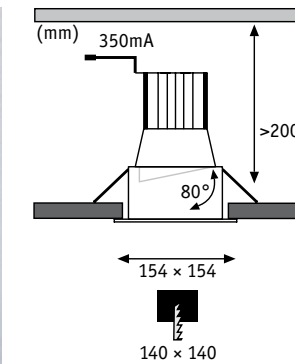
Premium Line Daz LED Metal/Aluminium Zinc Metal/Aluminio-zinc Metallo/Zinco-Alluminio

- Improved lighting comfort with glare-free recessed lighting providing general and indirect room lighting.
- Glare-free - no direct view of the light source
- Confort luminoso mejorado mediante lámparas empotrables que no deslumbran y en iluminación directa de interiores
- No deslumbra - no se ve directamente el punto de luz
- Migliore confort luminoso grazie a faretti ad incasso senza effetto abbagliante per l'illuminazione base e l'illuminazione indiretta di interni
- Nessun effetto abbagliante - Impossibile guardare direttamente nella fonte luminosa



Matt white Blanco mate Bianco opaco

incl. 1x13 W A++-A
1000 lm, 2700 K
24°
incl. 15 VA
EAN 4000870 926420
926.42 new



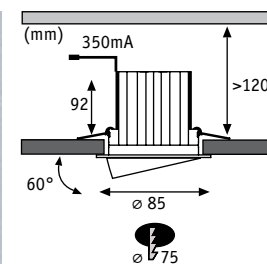
Premium Line Daz LED Alu Aluminio Alluminio

- Improved lighting comfort with glare-free recessed lighting providing general and indirect room lighting.
- Glare-free - no direct view of the light source
- Confort luminoso mejorado mediante lámparas empotrables que no deslumbran y en iluminación directa de interiores
- No deslumbra - no se ve directamente el punto de luz
- Migliore confort luminoso grazie a faretti ad incasso senza effetto abbagliante per l'illuminazione base e l'illuminazione indiretta di interni
- Nessun effetto abbagliante - Impossibile guardare direttamente nella fonte luminosa



Matt white Blanco mate Bianco opaco

incl. 2x9,5 W A++-A
2x740 lm, 2700 K
12°
incl. 21 VA
EAN 4000870 926758
926.75 new




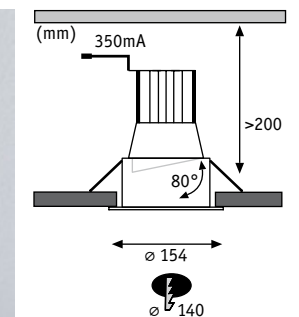
Premium Line Daz LED Metal/Aluminium Zinc Metal/Aluminio-zinc Metallo/Zinco-Alluminio

- Improved lighting comfort with glare-free recessed lighting providing general and indirect room lighting.
- Glare-free - no direct view of the light source
- Confort luminoso mejorado mediante lámparas empotrables que no deslumbran y en iluminación directa de interiores
- No deslumbra - no se ve directamente el punto de luz
- Migliore confort luminoso grazie a faretti ad incasso senza effetto abbagliante per l'illuminazione base e l'illuminazione indiretta di interni
- Nessun effetto abbagliante - Impossibile guardare direttamente nella fonte luminosa



Aluminium rotated Aluminio torneado Alluminio tornito

incl. 1x13 W A++-A
1000 lm, 2700 K
24°
incl. 15 VA
EAN 4000870 926444
926.44 new




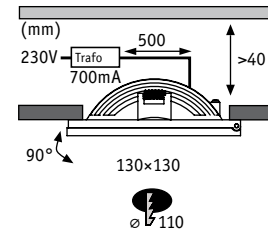

Premium Line Daz LED Alu Aluminio Alluminio

- Improved lighting comfort with glare-free recessed lighting providing general and indirect room lighting.
- Glare-free - no direct view of the light source
- Confort luminoso mejorado mediante lámparas empotrables que no deslumbran y en iluminación directa de interiores
- No deslumbra - no se ve directamente el punto de luz
- Migliore confort luminoso grazie a faretti ad incasso senza effetto abbagliante per l'illuminazione base e l'illuminazione indiretta di interni
- Nessun effetto abbagliante - Impossibile guardare direttamente nella fonte luminosa



Matt white Blanco mate Bianco opaco

incl. 2x9,5 W A++-A
2x740 lm, 2700 K
12°
incl. 21 VA
EAN 4000870 926741
926.74 new



Premium Line Score LED


Aluminium Zinc Aluminio-zinc Zinco-Alluminio

- This innovative LED recessed luminaire allows your living spaces to be perfectly lit
- The tilting function makes the luminaire also suitable for lighting pictures for example
- Con estas innovadoras lámparas empotrables de LEDs podrá Ud. ambientar sus habitaciones a la perfección
- Su función de orientación angular permite usarlas p.ej. también para iluminar cuadros.
- Luci da incasso a LED innovative per una perfetta illuminazione degli spazi abitativi
- Grazie alla funzione di inclinazione, la lampada è adatta anche all'illuminazione di quadri o simili



Chrome matt Cromo mate Cromo opaco

incl. 1x10W A++-A
560 lm, 3000 K
∠ 120°, 53 cd
incl. 12 VA
EAN 4000870 925133
925.13



Premium Line Bow LED

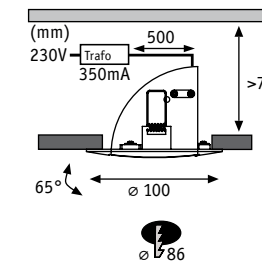
Aluminium Zinc Aluminio-zinc Zinco-Alluminio

- This innovative LED recessed luminaire allows your living spaces to be perfectly lit
- The tilting function makes the luminaire also suitable for lighting pictures for example
- Con estas innovadoras lámparas empotrables de LEDs podrá Ud. ambientar sus habitaciones a la perfección
- Su función de orientación angular permite usarlas p.ej. también para iluminar cuadros.
- Luci da incasso a LED innovative per una perfetta illuminazione degli spazi abitativi
- Grazie alla funzione di inclinazione, la lampada è adatta anche all'illuminazione di quadri o simili



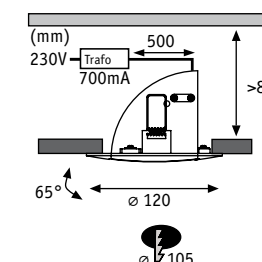
Chrome matt Cromo mate Cromo opaco

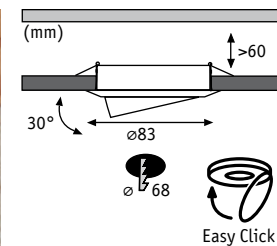
incl. 1x5W A++-A
320 lm, 3000 K
∠ 40°, 450 cd
incl. 6 VA
EAN 4000870 925102
925.10



Chrome matt Cromo mate Cromo opaco

incl. 1x10W A++-A
560 lm, 3000 K
∠ 40°, 750 cd
incl. 12 VA
EAN 4000870 925096
925.09





Premium Line LED Power Lens Flood Aluminium Zinc Aluminio-zinc Zinco-Alluminio



White Blanco Bianco
incl. 3x3 W A++-A
 220 lm, 6500 K
 \sphericalangle 45°, 255 cd
 incl. 10 VA
 EAN 4000870 987278
987.27




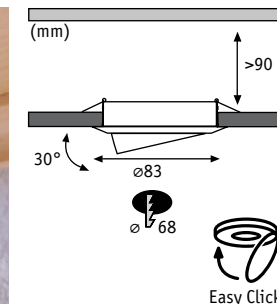
Chrome matt Cromo mate Cromo opaco
incl. 3x3 W A++-A
 220 lm, 6500 K
 \sphericalangle 45°, 255 cd
 incl. 10 VA
 EAN 4000870 987292
987.29



Brushed iron Acero Mate Ferro spazzolato
incl. 3x3 W A++-A **incl. 5x3 W** A++-A
 168 lm, 3000 K 168 lm, 3000 K
 \sphericalangle 45°, 404 cd \sphericalangle 45°, 404 cd
 incl. 10 VA incl. 15 VA
 EAN 4000870 925171 EAN 4000870 925188
925.17 **925.18**



Chrome Cromo Cromo
incl. 3x3 W A++-A
 220 lm, 6500 K
 \sphericalangle 45°, 255 cd
 incl. 10 VA
 EAN 4000870 987285
987.28



Premium Line LED 230V GU10 51mm Aluminium Zinc Aluminio-zinc Zinco-Alluminio




White Blanco Bianco
incl. 3x1 W A+ A++-E
 3x35 lm, 6500 K
 \sphericalangle 20°, 170 cd
 EAN 4000870 987629
987.62



Brushed iron Acero Mate Ferro spazzolato
incl. 3x1 W A+ A++-E
 3x35 lm, 6500 K
 \sphericalangle 20°, 170 cd
 EAN 4000870 987643
987.64

GU10
 280.11

Easy Click



Premium Line LED 230V GU10 51mm Aluminium Zinc Aluminio-zinc Zinco-Alluminio

White Blanco Bianco

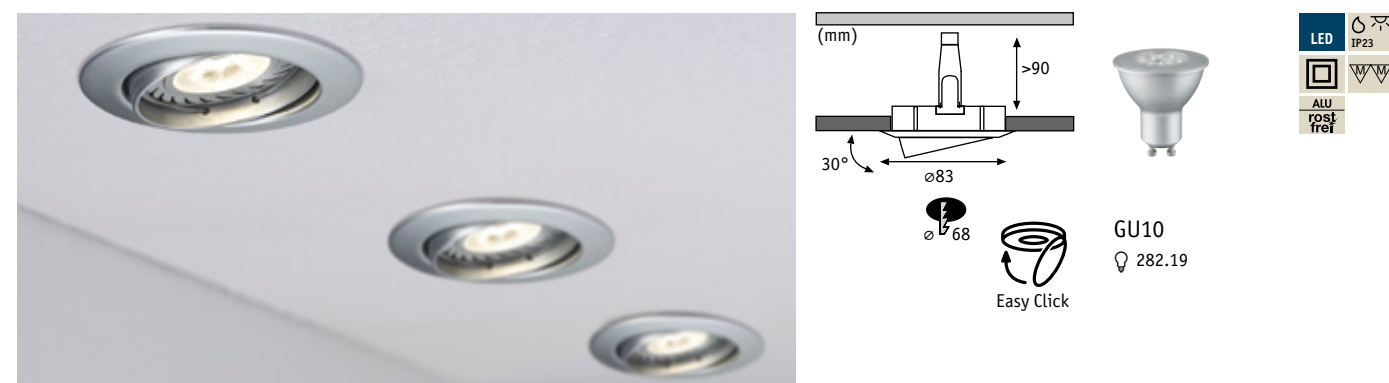
incl. 3x4 W, <A> <A+>-E
 3x150 lm, 3000 K
 \sphericalangle 25°, 800 cd

EAN 4000870 926598
926.59 new

Brushed iron Acero Mate Ferro spazzolato

incl. 3x4 W, <A> <A+>-E
 3x150 lm, 3000 K
 \sphericalangle 25°, 800 cd

EAN 4000870 926581
926.58 new




Premium Line Power LED 230V GU10 51mm Aluminium Zinc Aluminio-zinc Zinco-Alluminio

Chrome matt Cromo mate Cromo opaco

incl. 3x3,5 W, <A+> <A+>-E
 3x200 lm, 2700 K
 \sphericalangle 24°, 800 cd

EAN 4000870 925164
925.16



Premium Line Power LED 230V GU10 51mm Aluminium Zinc Aluminio-zinc Zinco-Alluminio

White Blanco Bianco

incl. 3x4 W, <A> <A+>-E
 3x200 lm, 3000 K
 \sphericalangle 25°, 700 cd

EAN 4000870 925348
925.34

Brushed iron Acero Mate Ferro spazzolato


incl. 3x4 W, <A> <A+>-E
 3x200 lm, 3000 K
 \sphericalangle 25°, 700 cd

EAN 4000870 925331
925.33


Chrome Cromo Cromo


incl. 3x4 W, <A> <A+>-E
 3x200 lm, 3000 K
 \sphericalangle 25°, 700 cd

EAN 4000870 926604
926.60 new

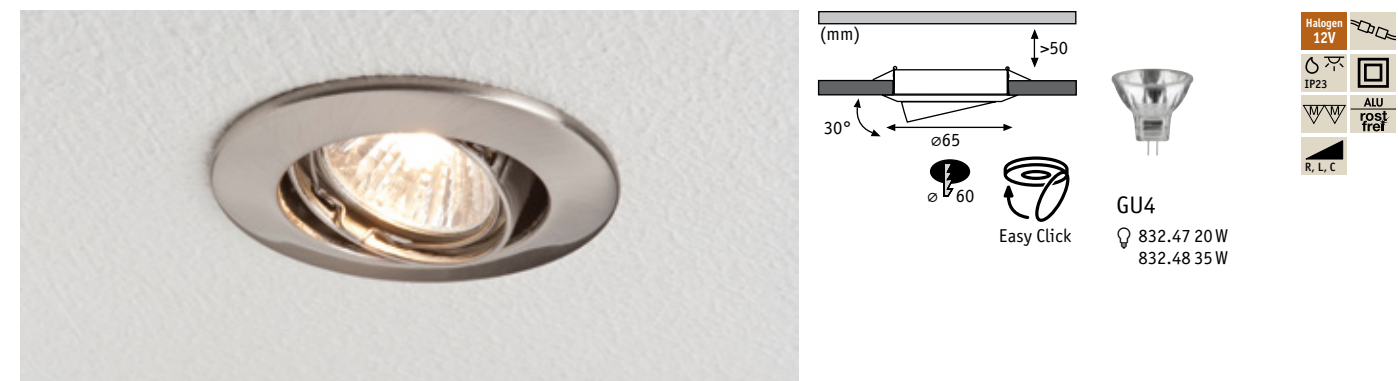


Premium Line Halogen 12V GU4 35mm Aluminium Zinc Aluminio-zinc Zinco-Alluminio


 White Blanco Bianco
incl. 3x35 W, <C> <B-D>
 3x350 lm, 2900 K
 \sphericalangle 30°, 960 cd
 incl. VA 105 VA
 EAN 4000870 993132
993.13


 Brushed iron Acero Mate Ferro spazzolato
incl. 3x35 W, <C> <B-D>
 3x350 lm, 2900 K
 \sphericalangle 30°, 960 cd
 incl. VA 105 VA
 EAN 4000870 993521
993.52


 Chrome Cromo Cromo
incl. 3x35 W, <C> <B-D>
 3x350 lm, 2900 K
 \sphericalangle 30°, 960 cd
 incl. VA 105 VA
 EAN 4000870 993163
993.16





Premium Line Halogen 12V GU4 35mm Aluminium Zinc Aluminio-zinc Zinco-Alluminio

 White Blanco Bianco
max. 1x35 W <A++-E> incl. 3x35 W, <C> <B-D>
 3x350 lm, 2900 K
 \sphericalangle 30°, 960 cd
 incl. VA 105 VA
 EAN 4000870 057742
5774 EAN 4000870 993026
993.02

 Chrome matt Cromo mate Cromo opaco
max. 1x35 W <A++-E> incl. 3x35 W, <C> <B-D>
 3x350 lm, 2900 K
 \sphericalangle 30°, 960 cd
 incl. VA 105 VA
 EAN 4000870 057780
5778 EAN 4000870 993057
993.05

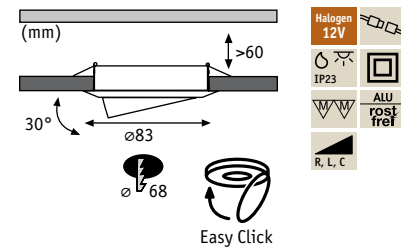
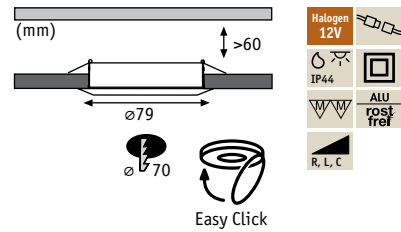
 Brushed iron Acero Mate Ferro spazzolato
max. 1x35 W <A++-E> incl. 3x35 W, <C> <B-D>
 3x350 lm, 2900 K
 \sphericalangle 30°, 960 cd
 incl. VA 105 VA
 EAN 4000870 057759
5775 EAN 4000870 993576
993.57

 Chrome Cromo Cromo
max. 1x35 W <A++-E> incl. 3x35 W, <C> <B-D>
 3x350 lm, 2900 K
 \sphericalangle 30°, 960 cd
 incl. VA 105 VA
 EAN 4000870 057773
5777 EAN 4000870 993071
993.07

 Gold Oro Oro
max. 1x35 W <A++-E> incl. 3x35 W, <C> <B-D>
 3x350 lm, 2900 K
 \sphericalangle 30°, 960 cd
 incl. VA 105 VA
 EAN 4000870 057766
5776 EAN 4000870 993095
993.09



GU5,3
 832.46 50 W
 832.45 35 W
 800.47 28 W
 832.44 20 W



Premium Line Halogen 12V GU 5,3 51mm Aluminium Zinc Aluminio-zinc Zinco-Alluminio



White Blanco Bianco

max. 1x50W <A++-E> **incl. 1x50W**, <B-D> **incl. 4x35W**, <C> <B-D>
 675 lm, 2900 K
 \sphericalangle 38°, 1800 cd
 incl. -\square 60 VA
 EAN 4000870 179437 **179.43** EAN 4000870 989326 **989.32** EAN 4000870 993538 **993.53**



Brushed iron Acero Mate Ferro spazzolato

max. 1x50W <A++-E> **incl. 1x50W**, <B-D> **incl. 4x35W**, <C> <B-D>
 675 lm, 2900 K
 \sphericalangle 38°, 1800 cd
 incl. -\square 60 VA
 EAN 4000870 179451 **179.45** EAN 4000870 989333 **989.33** EAN 4000870 993606 **993.60**



Chrome Cromo Cromo

max. 1x50W <A++-E> **incl. 4x35W**, <C> <B-D>
 4x430 lm, 2900 K
 \sphericalangle 38°, 1100 cd
 incl. -\square 150 VA
 EAN 4000870 179468 **179.46** EAN 4000870 993569 **993.56**



Gold Oro Oro

max. 1x50W <A++-E>
 EAN 4000870 179482 **179.48**

Premium Line Halogen 12V GU 5,3 51mm Aluminium Zinc Aluminio-zinc Zinco-Alluminio



White Blanco Bianco

max. 1x50W <A++-E> **incl. 1x50W**, <B-D> **incl. 4x35W**, <C> <B-D> **incl. 6x35W**, <C> <B-D>
 675 lm, 2900 K
 \sphericalangle 38°, 1800 cd
 incl. -\square 60 VA
 EAN 4000870 179536 **179.53** EAN 4000870 989302 **989.30** EAN 4000870 994545 **994.53** EAN 4000870 994733 **994.73**



Chrome matt Cromo mate Cromo opaco

max. 1x50W <A++-E> **incl. 4x35W**, <C> <B-D> **incl. 6x35W**, <C> <B-D>
 4x430 lm, 2900 K
 \sphericalangle 38°, 1100 cd
 incl. -\square 150 VA
 EAN 4000870 179543 **179.54** EAN 4000870 994542 **994.54** EAN 4000870 994740 **994.74**



Brushed iron Acero Mate Ferro spazzolato

max. 1x50W <A++-E> **incl. 1x50W**, <B-D> **incl. 4x35W**, <C> <B-D>
 675 lm, 2900 K
 \sphericalangle 38°, 1800 cd
 incl. -\square 60 VA
 EAN 4000870 179550 **179.55** EAN 4000870 989319 **989.31** EAN 4000870 994450 **994.45**

incl. 4x50W, <B-D> **incl. 6x35W**, <C> <B-D>
 4x675 lm, 2900 K
 \sphericalangle 38°, 1800 cd
 incl. -\square 2x105 VA
 EAN 4000870 994474 **994.47** EAN 4000870 993774 **993.77**



Chrome Cromo Cromo

max. 1x50W <A++-E> **incl. 4x35W**, <C> <B-D> **incl. 6x35W**, <C> <B-D>
 4x430 lm, 2900 K
 \sphericalangle 38°, 1100 cd
 incl. -\square 150 VA
 EAN 4000870 179567 **179.56** EAN 4000870 994566 **994.56** EAN 4000870 994764 **994.76**



Gold Oro Oro

max. 1x50W <A++-E>
 EAN 4000870 179581 **179.58**



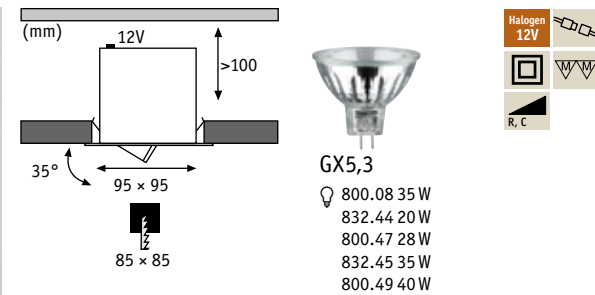
Matt brass Latón mate Ottone opaco

max. 1x50W <A++-E>
 EAN 4000870 179598 **179.59**



Black Negro Nero

max. 1x50W <A++-E>
 EAN 4000870 179512 **179.51**



Premium Line Daz Alu Aluminio Alluminio

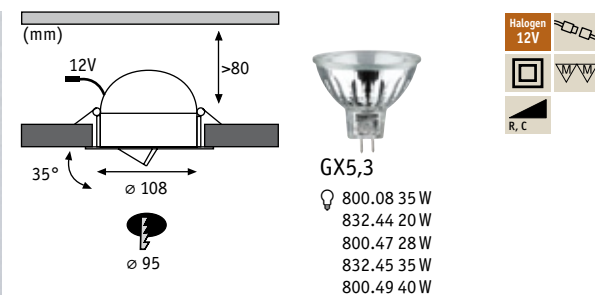
- ▶ Improved lighting comfort with glare-free recessed lighting providing general and indirect room lighting.
- ▶ Glare-free - no direct view of the light source
- ▶ Confort luminoso mejorado mediante lámparas empotrables que no deslumbran y en iluminación directa de interiores
- ▶ No deslumbra - no se ve directamente el punto de luz
- ▶ Migliore comfort luminoso grazie a faretti ad incasso senza effetto abbagliante per l'illuminazione base e l'illuminazione indiretta di interni
- ▶ Nessun effetto abbagliante - Impossibile guardare direttamente nella fonte luminosa

Matt white/Black Blanco mate/Negro Bianco opaco/Nero



incl. 3x35 W, C B-D
3x430 lm, 2900 K
38°, 900 cd
incl. 105 VA
EAN 4000870 926826
926.82 new

incl. 6x35 W, C B-D
6x430 lm, 2900 K
38°, 900 cd
incl. 2x105 VA
EAN 4000870 926833
926.83 new



Premium Line Daz Alu Aluminio Alluminio

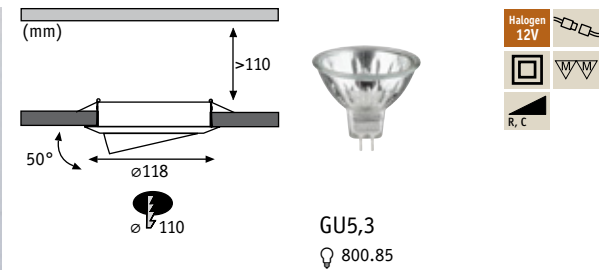
- ▶ Improved lighting comfort with glare-free recessed lighting providing general and indirect room lighting.
- ▶ Glare-free - no direct view of the light source
- ▶ Confort luminoso mejorado mediante lámparas empotrables que no deslumbran y en iluminación directa de interiores
- ▶ No deslumbra - no se ve directamente el punto de luz
- ▶ Migliore comfort luminoso grazie a faretti ad incasso senza effetto abbagliante per l'illuminazione base e l'illuminazione indiretta di interni
- ▶ Nessun effetto abbagliante - Impossibile guardare direttamente nella fonte luminosa

Matt white Blanco mate Bianco opaco



incl. 3x35 W, C B-D
3x430 lm, 2900 K
38°, 900 cd
incl. 105 VA
EAN 4000870 926802
926.80 new

incl. 6x35 W, C B-D
6x430 lm, 2900 K
38°, 900 cd
incl. 2x105 VA
EAN 4000870 926819
926.81 new



Daz Aluminium Zinc Aluminio-zinc Zinco-Alluminio

Matt white Blanco mate Bianco opaco

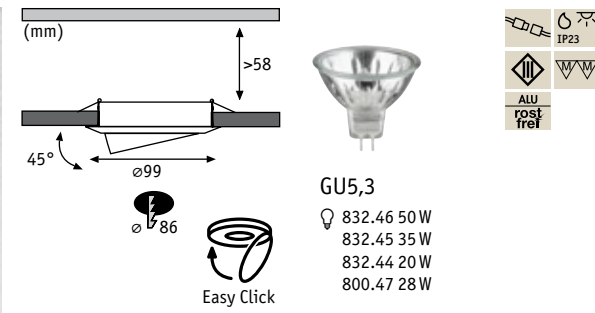


incl. 1x40 W, B B-D
510 lm, 2900 K
60°, 750 cd
incl. 70 VA
EAN 4000870 926345
926.34 new

Brushed iron Acero Mate Ferro spazzolato



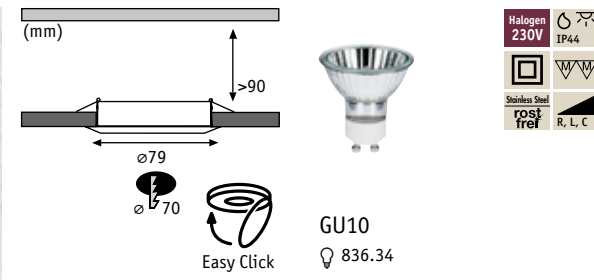
incl. 1x40 W, B B-D
510 lm, 2900 K
60°, 750 cd
incl. 70 VA
EAN 4000870 926369
926.36 new



Premium Line Halogen 12V GU 5,3 51mm Alu Aluminio Alluminio


White Blanco Bianco
max. 1x50W A++-E
 EAN 4000870 987735
987.73

Brushed iron Acero Mate Ferro spazzolato
max. 1x50W A++-E
 EAN 4000870 179574
179.57




Premium Line Halogen 230V GU10 51mm Stainless steel Inox Acciaio legato

Stainless steel Inox Acciaio legato
incl. 1x35W, D D-E
 173 lm, 2900 K
 \sphericalangle 30°, 700 cd
 EAN 4000870 925270
925.27



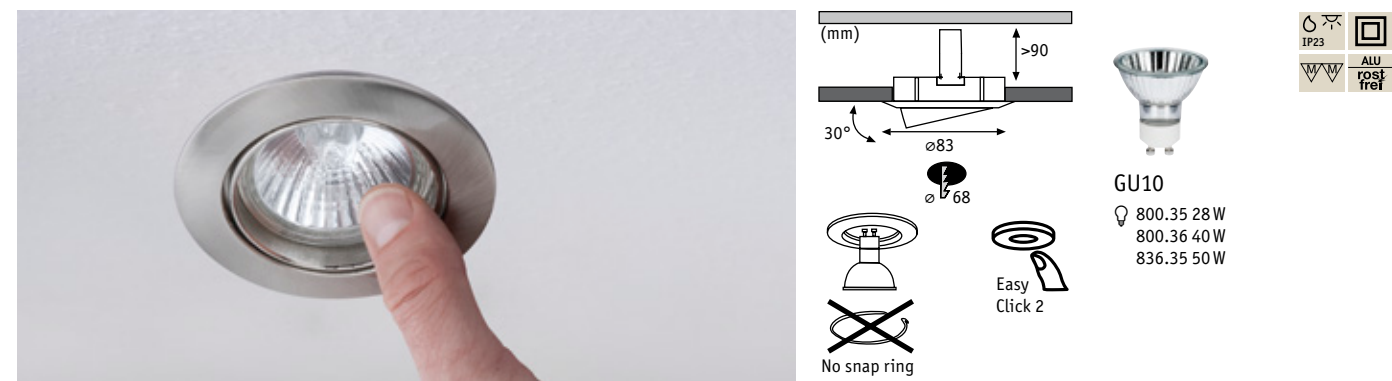
Premium Line Halogen 230V GU10 51mm Aluminium Zinc Aluminio-zinc Zinco-Alluminio

	White Blanco Bianco	max. 1x50W A++-E	incl. 1x50W , D D-E 292 lm, 2900 K 30°, 800 cd	incl. 3x50W , D D-E 3x292 lm, 2900 K 30°, 800 cd
		EAN 4000870 057926 5792	EAN 4000870 925256 925.25	EAN 4000870 922002 922.00
	Chrome matt Cromo mate Cromo opaco		incl. 1x50W , D D-E 292 lm, 2900 K 30°, 800 cd	
			EAN 4000870 925263 925.26	
	Brushed iron Acero Mate Ferro spazzolato	max. 1x50W A++-E		incl. 3x50W , D D-E 3x292 lm, 2900 K 30°, 800 cd
		EAN 4000870 057964 5796		EAN 4000870 922088 922.08
	Chrome Cromo Cromo	max. 1x50W A++-E		incl. 3x50W , D D-E 3x292 lm, 2900 K 30°, 800 cd
		EAN 4000870 057940 5794		EAN 4000870 922019 922.01
	Gold Oro Oro	max. 1x50W A++-E		
		EAN 4000870 057933 5793		



Premium Line Halogen 230V GU10 51mm Aluminium Zinc Aluminio-zinc Zinco-Alluminio

	White Blanco Bianco	max. 1x50W A++-E	incl. 1x50W , D D-E 292 lm, 2900 K 30°, 800 cd	incl. 4x50W , D D-E 4x292 lm, 2900 K 30°, 800 cd	incl. 6x50W , D D-E 6x292 lm, 2900 K 30°, 800 cd
		EAN 4000870 989401 989.40	EAN 4000870 989364 989.36	EAN 4000870 989418 989.41	EAN 4000870 989425 989.42
	Chrome matt Cromo mate Cromo opaco	max. 1x50W A++-E		incl. 4x50W , D D-E 4x292 lm, 2900 K 30°, 800 cd	incl. 6x50W , D D-E 6x292 lm, 2900 K 30°, 800 cd
		EAN 4000870 989463 989.46		EAN 4000870 989470 989.47	EAN 4000870 989487 989.48
	Brushed iron Acero Mate Ferro spazzolato	max. 1x50W A++-E	incl. 1x50W , D D-E 292 lm, 2900 K 30°, 800 cd	incl. 4x50W , D D-E 4x292 lm, 2900 K 30°, 800 cd	incl. 6x50W , D D-E 6x292 lm, 2900 K 30°, 800 cd
		EAN 4000870 988787 988.78	EAN 4000870 989340 989.34	EAN 4000870 988794 988.79	EAN 4000870 988800 988.80
	Chrome Cromo Cromo	max. 1x50W A++-E		incl. 4x50W , D D-E 4x292 lm, 2900 K 30°, 800 cd	incl. 6x50W , D D-E 6x292 lm, 2900 K 30°, 800 cd
		EAN 4000870 989432 989.43		EAN 4000870 989449 989.44	EAN 4000870 989456 989.45
	Gold Oro Oro	max. 1x50W A++-E			
		EAN 4000870 989494 989.49			



Premium Line easyClick2 Aluminium Zinc / Aluminio-zinc / Zinco-Alluminio

- ▶ No snap ring necessary
- ▶ Sin necesidad de circlip
- ▶ Anello di arresto non necessario
- ▶ Bulb exchange simply by pressing on the bulb
- ▶ Luminaria fácil de cambiar presionando sencillamente sobre ella
- ▶ Sostituzione semplice della lampadina premendo su di essa

White Blanco Bianco

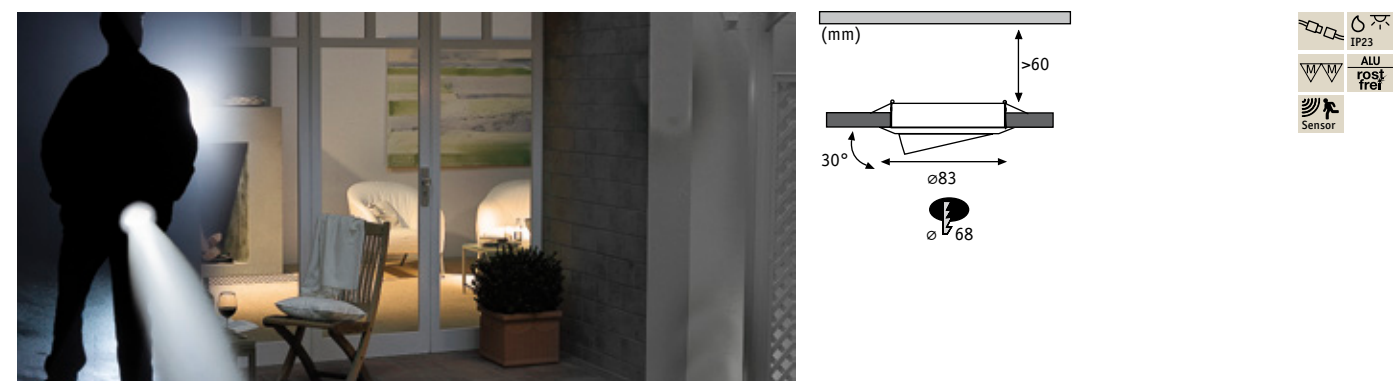
max. 1x50 W A++-E

EAN 4000870 937310
937.31

Brushed iron Acero Mate Ferro spazzolato

max. 1x50 W A++-E

EAN 4000870 937303
937.30


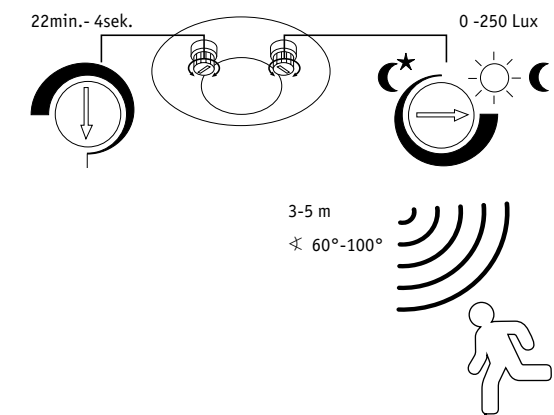


Premium Line Sensor Aluminium Zinc/Plastic / Aluminio-zinc/Plástico / Zinco-Alluminio/Plastica

Chrome matt Cromo mate Cromo opaco

max. 30-200 W

EAN 4000870 989944
989.94



Premium Line Speaker Aluminium Zinc / Aluminio-zinc / Zinco-Alluminio

White Blanco Bianco

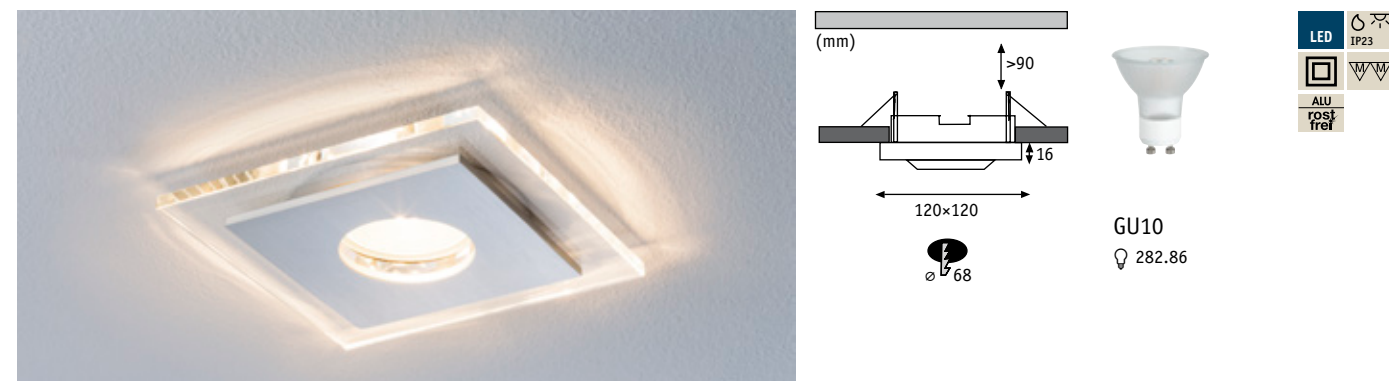
max. 2 W

EAN 4000870 986752
986.75

Brushed iron Acero Mate Ferro spazzolato

max. 2 W

EAN 4000870 986745
986.74



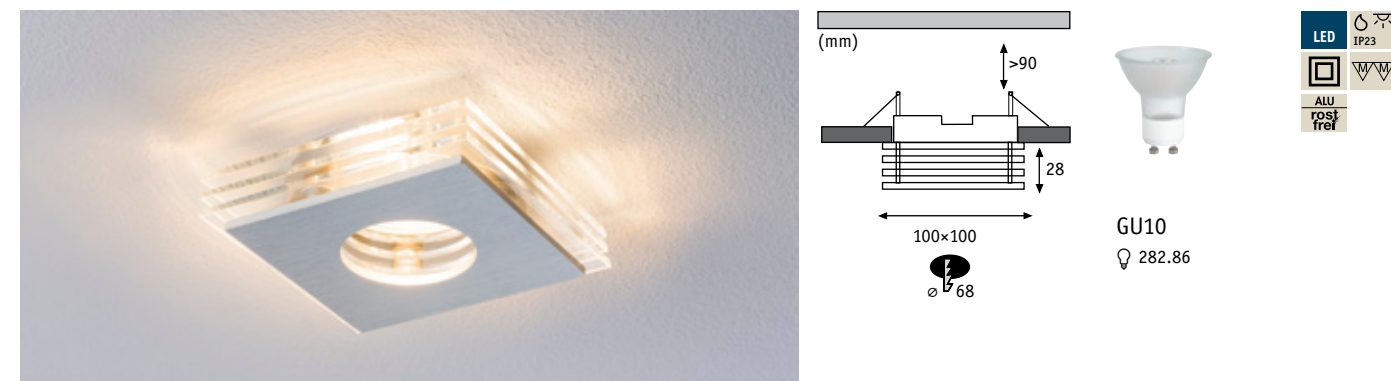
Premium EBL Single Layer Glass Cristal Vetro



Alu Aluminio Alluminio

incl. 3x3,5 W, $\langle A^+ \rangle A^{++-E}$
3x250 lm, 2700 K

EAN 4000870 927274
927.27 new



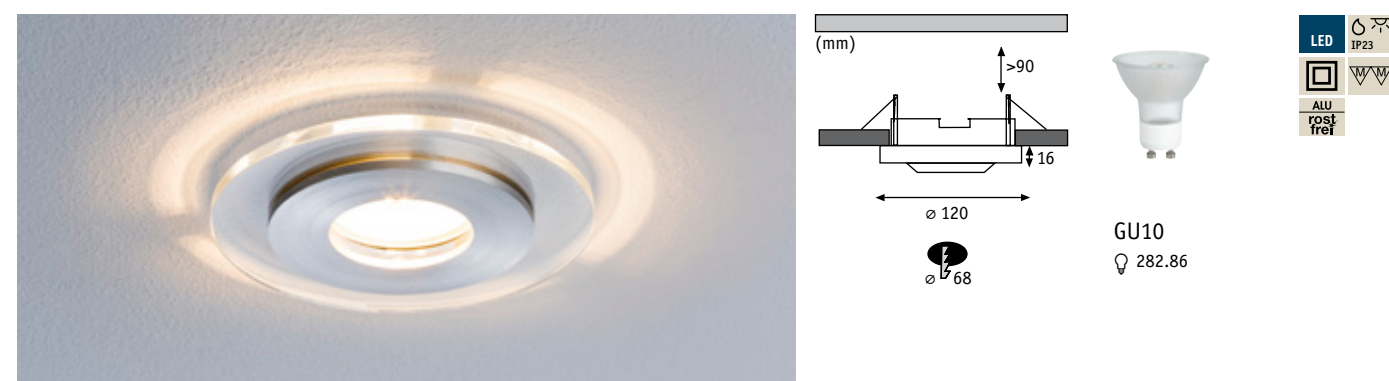
Premium EBL Layer Glass Cristal Vetro



Brushed alu Aluminio mateado Alluminio spazzolato

incl. 3x3,5 W, $\langle A^+ \rangle A^{++-E}$
3x250 lm, 2700 K

EAN 4000870 927236
927.23 new




Premium EBL Single Shell Glass Cristal Vetro



Alu Aluminio Alluminio

incl. 3x3,5 W, $\langle A^+ \rangle A^{++-E}$
3x250 lm, 2700 K

EAN 4000870 927267
927.26 new



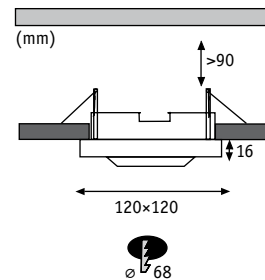
Premium EBL Shell Glass Cristal Vetro



Brushed alu Aluminio mateado Alluminio spazzolato

incl. 3x3,5 W, $\langle A^+ \rangle A^{++-E}$
3x250 lm, 2700 K

EAN 4000870 927281
927.28 new



GU10
800.36



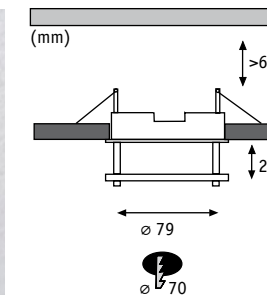
Premium EBL Single Layer Glass Cristal Vetro



Alu Aluminio Alluminio

incl. 3x40 W, <D> <D-E>
3x300 lm, 2900 K
30°, 900 cd

EAN 4000870 927250
927.25 new



GU5,3
832.44 20 W
832.45 35 W
800.47 28 W

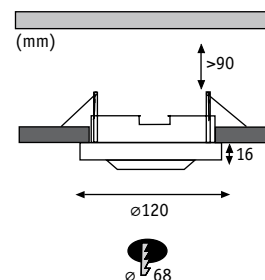


Premium Line Level Aluminium Zinc/Glass Aluminio-zinc/Cristal Zinco-Alluminio/Vetro



Brushed iron/Satin/Clear Acero Mate/Satinada/Claro Ferro spazzolato/Satinato/Chiaro

max. 35 W, <A**>-E <B-D>
incl. 3x35 W, <C> <B-D>
3x430 lm, 2900 K
38°, 1100 cd
incl. 105 VA
EAN 4000870 925515
925.51 EAN 4000870 925492
925.49



GU10
800.36



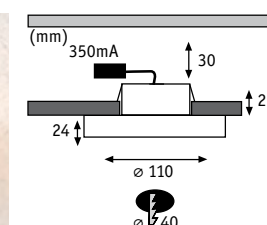
Premium EBL Single Shell Glass Cristal Vetro



Alu Aluminio Alluminio

incl. 3x40 W, <D> <D-E>
3x300 lm, 2900 K
30°, 900 cd

EAN 4000870 927243
927.24 new

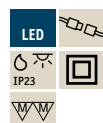
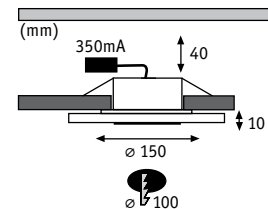


Premium Line Circle LED Metal/Acryl Metal/Acrylic Metallo/Acrylic



Alu matt/Satin Aluminio mate/Satinada Alluminio opaco/Satinato

incl. 3x4 W, <A**>-A
94 lm, 3000 K
incl. 18 VA
EAN 4000870 925423
925.42



Premium Line Whirl LED

Alu/Acryl Aluminio/Acrylic Alluminio/Acrylic



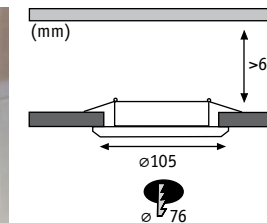

Chrome matt/Satin Cromo mate/Satinada Cromo opaco/Satinato

incl. 1x6 W
450 lm, 3000 K

incl. 6 VA
EAN 4000870 925355
925.35

incl. 3x6 W
450 lm, 3000 K

incl. 18 VA
EAN 4000870 925430
925.43



Premium Line Aqua Mood

Glass Cristal Vetro



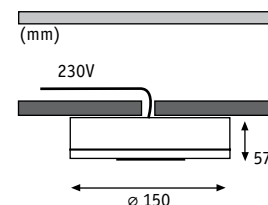
Satin Satinada Satinato

incl. 3x35 W, C B-D
3x430 lm, 2900 K
38°, 1100 cd

incl. 105 VA
EAN 4000870 994771
994.77



GU5,3
832.44 20W
832.45 35W
800.47 28W



Premium Line Whirl LED

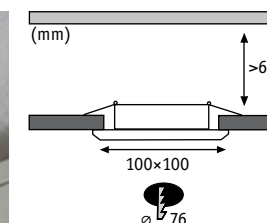
Alu/Acryl Aluminio/Acrylic Alluminio/Acrylic



Aluminium rotated/Satin Aluminio torneado/Satinada Alluminio tornito/Satinato

incl. 1x6 W
450 lm, 3000 K
110°, 140 cd

incl. 9 VA
EAN 4000870 926840
926.84 new



Premium Line Aqua Mood

Glass Cristal Vetro



Satin Satinada Satinato


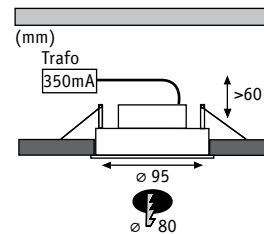
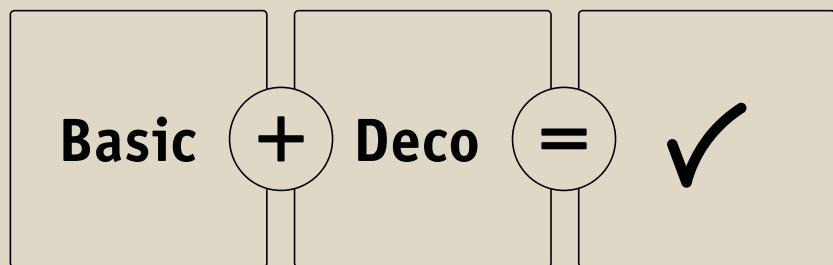
incl. 3x35 W, C B-D
3x430 lm, 2900 K
38°, 1100 cd

incl. 105 VA
EAN 4000870 994757
994.75



GU5,3
832.44 20W
832.45 35W
800.47 28W

Combine your own personal lighting system
 Combine usted mismo su sistema de luz personal
 Scegliete voi stessi le combinazioni per il vostro sistema
 d'illuminazione personalizzato

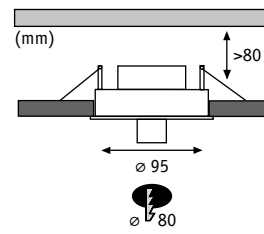


DecoSystems Basis LED Alu Aluminio Alluminio



Aluminium rotated Aluminio torneado Alluminio tornito

incl. 1x3 W A++-A
 3000 K
 25°, 1000 cd
 incl. 3 VA
 EAN 4000870 925706
925.70



DecoSystems Basis Halogen 230V Alu Aluminio Alluminio

- Incl. adapter from E27 (to G9)
- Incl. adaptador de E27 (a G9)
- Adattatore E27 (G9) incluso



Aluminium rotated Aluminio torneado Alluminio tornito

incl. 1x33 W D-E
 460 lm, 2800 K
 EAN 4000870 925713
925.71

Trafo/Power Supply = 369-379
 Accessories = 363-368



DecoSystems Glas Tube Mini Glass Cristal Vetro

max. 33 W Opal Opal Opale
 60 45 mm
 EAN 4000870 925720
925.72



DecoSystems Glas Tube Mini Glass Cristal Vetro

max. 33 W Lilac Lila Lilla
 60 45 mm
 EAN 4000870 925782
925.78



DecoSystems Glas Tube Mini Glass Cristal Vetro

max. 33 W Blue Azul Blu
 60 45 mm
 EAN 4000870 925768
925.76



DecoSystems Glas Tube Mini Glass Cristal Vetro

max. 33 W Brown Marrón Marrone
 60 45 mm
 EAN 4000870 925775
925.77



DecoSystems Glas Wolbi Glass Cristal Vetro

max. 33 W Dichroic Dicroico Dicroico
 60 70 mm
 EAN 4000870 925751
925.75



DecoSystems Glas Tube Glass Cristal Vetro

max. 33 W Satin/Clear Satinada/Claro
 Satinato/Chiaro
 90 45 mm
 EAN 4000870 925737
925.73



DecoSystems Glas Globe Glass Cristal Vetro

max. 33 W Opal Opal Opale
 105 100 mm
 EAN 4000870 925799
925.79



DecoSystems Glas Cocone Glass Cristal Vetro

max. 33 W Satin Satinada Satinato
 85 57 mm
 EAN 4000870 925744
925.74

Trafo/Power Supply = 369-379
 Accessories = 363-368

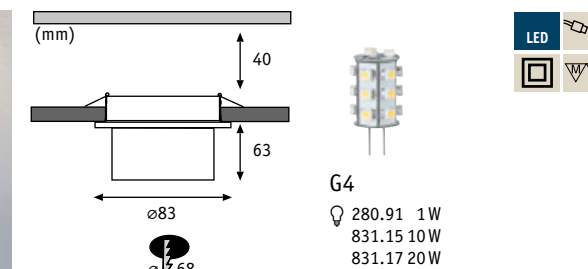


Quality Line



For the living room Para la vivienda Per la casa

Application areas: Living room, kitchen	Ámbitos de aplicación: Salón, cocina	Impiego: Soggiorno, cucina
► Easy installation thanks to plug-in connectors	► Montaje fácil con conector	► Facile montaggio con connettori a innesto
► Incl. miniature transformer, fits into any ceiling	► Transformador pequeño incluido, encuentra sitio en cualquier techo	► Incluso minitrasformatore, trova posto in tutti i soffitti
► Easy bulb change thanks to Easy-Click	► Cambio fácil del medio luminoso con mecanismo de Easy Click	► Facile sostituzione del corpo illuminante con Easy Click




Quality Line Glassy Tube Glass/Metal Cristal/Metal Vetro/Metallo

Clear/Chrome Claro/Cromo Chiaro/Cromo



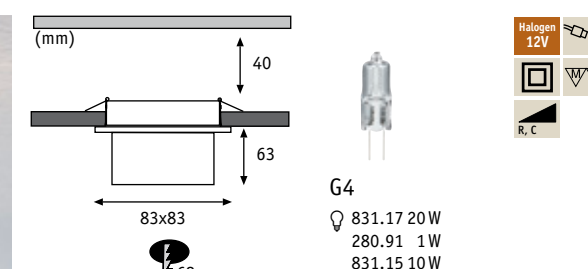
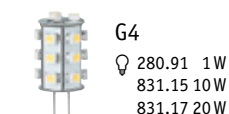
max. 20W A++-E

EAN 4000870 920190
920.19



incl. 3x1W, A++ A++-D
3x85 lm, 3000 K

incl. 3,6VA
EAN 4000870 920213
920.21



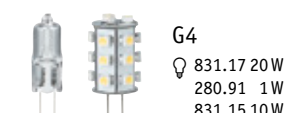
Quality Line Glassy Cube Glass/Metal Cristal/Metal Vetro/Metallo

Clear/Chrome Claro/Cromo Chiaro/Cromo



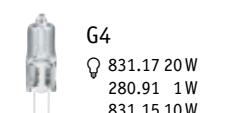
max. 20W A++-E

EAN 4000870 920176
920.17

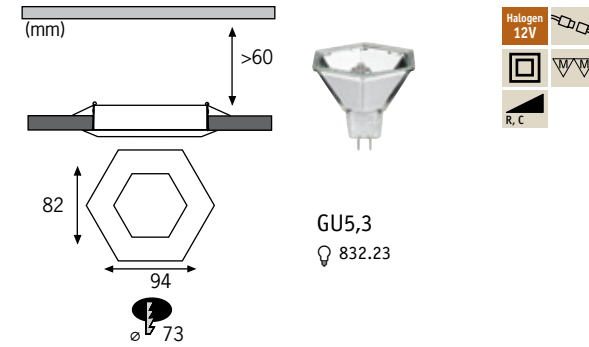


incl. 3x10W, C B-D
3x95 lm, 2900 K

incl. 60VA
EAN 4000870 920183
920.18



Trafo/Power Supply = 369-379
Accessories = 363-368



Quality Line Hexa Metal Metal Metallo



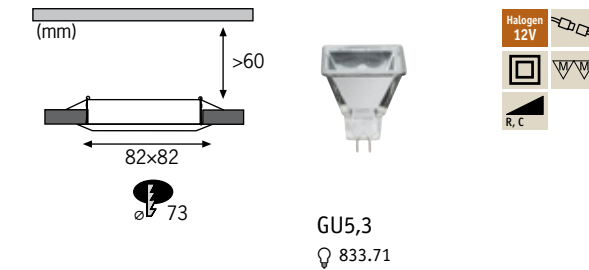
Brushed iron Acero Mate Ferro spazzolato

incl. 3×20W, <C> B-D 3×160 lm, 2900 K
 \sphericalangle 60°, 450 cd
 incl. $-$ 60 VA
 EAN 4000870 995938
995.93

incl. 5×20W, <C> B-D 5×160 lm, 2900 K
 \sphericalangle 60°, 450 cd
 incl. $-$ 105 VA
 EAN 4000870 995976
995.97

Chrome Cromo Cromo

incl. 3×20W, <C> B-D 3×160 lm, 2900 K
 \sphericalangle 60°, 450 cd
 incl. $-$ 60 VA
 EAN 4000870 995914
995.91



Quality Line Quadro Metal Metal Metallo



Brushed iron Acero Mate Ferro spazzolato

incl. 3×20W, <C> B-D 3×145 lm, 2900 K
 \sphericalangle 60°, 450 cd
 incl. $-$ 60 VA
 EAN 4000870 995433
995.43

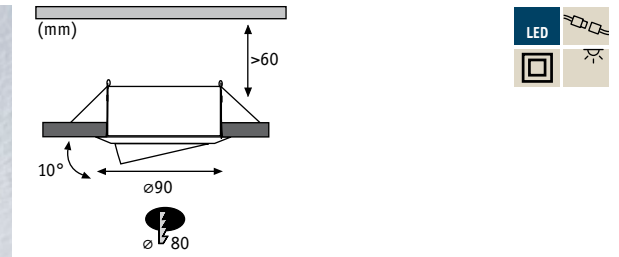
incl. 5×20W, <C> B-D 5×145 lm, 2900 K
 \sphericalangle 60°, 450 cd
 incl. $-$ 105 VA
 EAN 4000870 995471
995.47

Chrome Cromo Cromo

incl. 3×20W, <C> B-D 3×145 lm, 2900 K
 \sphericalangle 60°, 450 cd
 incl. $-$ 60 VA
 EAN 4000870 995419
995.41

incl. 5×20W, <C> B-D 5×145 lm, 2900 K
 \sphericalangle 60°, 450 cd
 incl. $-$ 105 VA
 EAN 4000870 995457
995.45

Trafo/Power Supply = 369-379
 Accessories = 363-368



Quality Line Aya LED Metal Metal Metallo

▶ Multichip LED for optimal light distribution

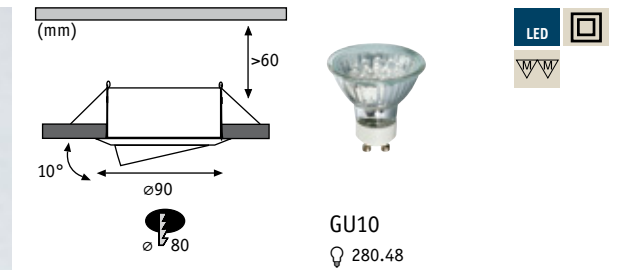
▶ LED Multichip para una distribución óptima de la luz

▶ LED multichip per la distribuzione ottimale della luce



White Blanco Bianco

incl. 3×3 W A+-A
 140 lm, 3000 K
 \sphericalangle 120°
 incl. $-$ 12 VA
 EAN 4000870 920220
920.22



Quality Line LED 230V GU10 51mm Metal Metal Metallo



White Blanco Bianco

incl. 1×1 W, <A+> A+-E
 35 lm, 3000 K
 \sphericalangle 20°, 150 cd
 EAN 4000870 920152
920.15




Brushed iron Acero Mate Ferro spazzolato

incl. 1×1 W, <A+> A+-E 35 lm, 3000 K
 \sphericalangle 20°, 150 cd
 EAN 4000870 920169
920.16

incl. 3×1 W, <A+> A+-E 3×35 lm, 6500 K
 \sphericalangle 20°, 170 cd
 EAN 4000870 987322
987.32

Trafo/Power Supply = 369-379
 Accessories = 363-368



Quality Line LED 230V GU10 51mm Sheet steel Latón-acero Lamiera d'acciaio



White Blanco Bianco

incl. 3×3,5 W, $\langle A \rangle$ A+-E
3×140 lm, 3000 K
25°, 560 cd


EAN 4000870 920244
920.24



Brushed iron Acero Mate Ferro spazzolato

incl. 3×3,5 W, $\langle A \rangle$ A+-E
3×140 lm, 3000 K
25°, 560 cd

EAN 4000870 920251
920.25



Quality Line LED 230V GU10 51mm Sheet steel Latón-acero Lamiera d'acciaio



White Blanco Bianco

incl. 1×6,5 W, $\langle A^+ \rangle$ A+-E
3×425 lm, 2700 K
38°, 950 cd

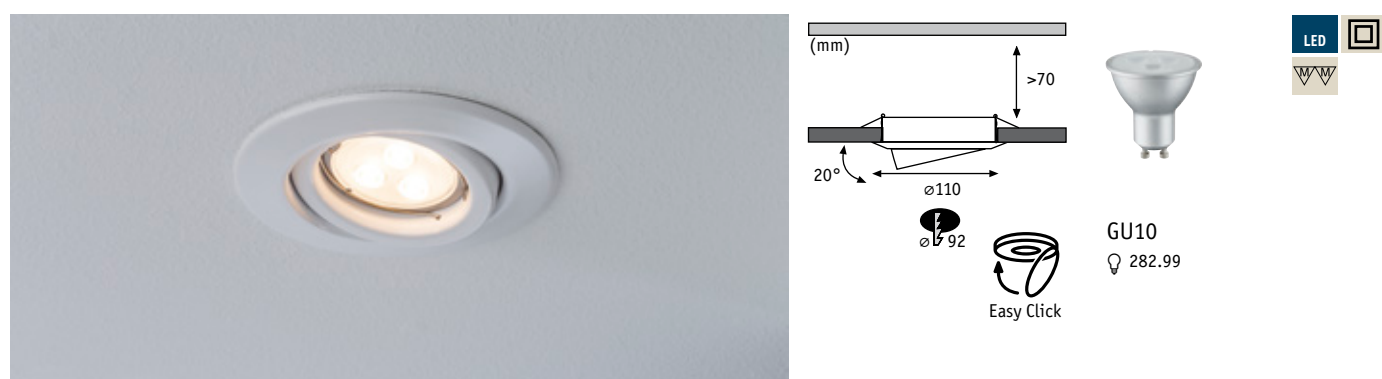
EAN 4000870 920299
920.29 new



Brushed iron Acero Mate Ferro spazzolato

incl. 3×6,5 W, $\langle A^+ \rangle$ A+-E
3×425 lm, 2700 K
38°, 950 cd

EAN 4000870 920282
920.28 new



Quality Line LED 230V GU10 51mm Sheet steel Latón-acero Lamiera d'acciaio



White Blanco Bianco

incl. 3×3,5 W, $\langle A^+ \rangle$ A+-E
3×230 lm, 2700 K
38°, 550 cd

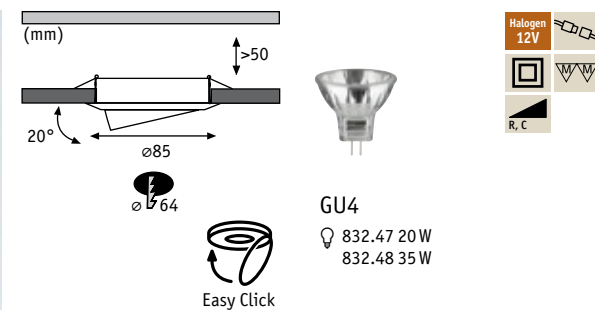
EAN 4000870 920275
920.27 new



Brushed iron Acero Mate Ferro spazzolato

incl. 3×3,5 W, $\langle A^+ \rangle$ A+-E
3×230 lm, 2700 K
38°, 550 cd

EAN 4000870 920268
920.26 new



Halogen 12V
R, C

GU4
832.47 20W
832.48 35W



Quality Line Halogen 12V GU4 35mm Metal Metal Metallo



White Blanco Bianco

incl. 3x35 W, <C> <B-D>
3x350 lm, 2900 K
30°, 960 cd
incl. 105 VA
EAN 4000870 983362
983.36



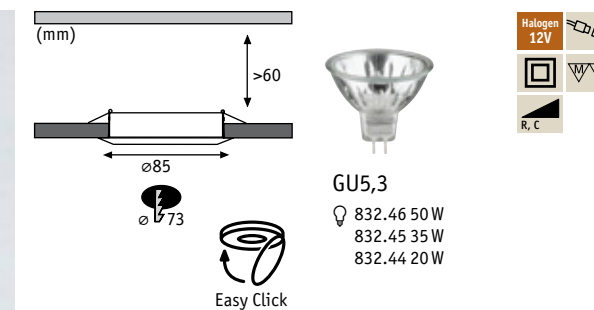
Brushed iron Acero Mate Ferro spazzolato

incl. 3x35 W, <C> <B-D>	incl. 6x35 W, <C> <B-D>
3x350 lm, 2900 K	6x350 lm, 2900 K
30°, 960 cd	30°, 960 cd
incl. 105 VA	incl. 2x105 VA
EAN 4000870 983461	EAN 4000870 983447
983.46	983.44



Chrome Cromo Cromo

incl. 3x35 W, <C> <B-D>	incl. 6x35 W, <C> <B-D>
3x350 lm, 2900 K	6x350 lm, 2900 K
30°, 960 cd	30°, 960 cd
incl. 105 VA	incl. 2x105 VA
EAN 4000870 983669	EAN 4000870 983645
983.66	983.64



Halogen 12V
R, C

GU5,3
832.46 50W
832.45 35W
832.44 20W



Quality Line Halogen 12V GU5,3 51mm Metal Metal Metallo



White Blanco Bianco

max. 1x50 W, <A++-E>	incl. 3x35 W, <C> <B-D>
	3x430 lm, 2900 K
	38°, 1100 cd
	incl. 105 VA
EAN 4000870 989241	EAN 4000870 989289
989.24	989.28



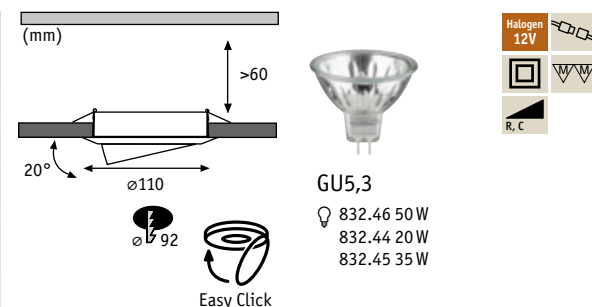
Brushed iron Acero Mate Ferro spazzolato

max. 1x50 W, <A++-E>	incl. 3x35 W, <C> <B-D>	incl. 5x20 W, <C> <B-D>
	3x430 lm, 2900 K	5x200 lm, 2900 K
	38°, 1100 cd	38°, 700 cd
	incl. 105 VA	incl. 105 VA
EAN 4000870 989272	EAN 4000870 989616	EAN 4000870 988176
989.27	989.61	988.17



Chrome Cromo Cromo

max. 1x50 W, <A++-E>	incl. 3x35 W, <C> <B-D>	incl. 5x20 W, <C> <B-D>
	3x430 lm, 2900 K	5x200 lm, 2900 K
	38°, 1100 cd	38°, 700 cd
	incl. 105 VA	incl. 105 VA
EAN 4000870 989265	EAN 4000870 989296	EAN 4000870 988190
989.26	989.29	988.19



Quality Line Halogen 12V GU5,3 51mm Metal Metal Metallo



White Blanco Bianco

max. 1x50W A++-E

incl. 3x35W, C B-D

3x430 lm, 2900 K
 38°, 1100 cd
 incl. 105 VA
 EAN 4000870 989715
989.71

incl. 6x35W, C B-D

6x430 lm, 2900 K
 38°, 1100 cd
 incl. 2x105 VA
 EAN 4000870 989838
989.83



Chrome matt Cromo mate Cromo opaco

max. 1x50W A++-E

EAN 4000870 988046
988.04



Brushed iron Acero Mate Ferro spazzolato

max. 1x50W A++-E

incl. 3x35W, C B-D

3x430 lm, 2900 K
 38°, 1100 cd
 incl. 105 VA
 EAN 4000870 989685
989.68

incl. 4x50W, B B-D

4x675 lm, 2900 K
 38°, 1800 cd
 incl. 2x105 VA
 EAN 4000870 988299
988.29

incl. 5x20W, C B-D

5x200 lm, 2900 K
 38°, 700 cd
 incl. 105 VA
 EAN 4000870 988305
988.30

incl. 6x35W, C B-D

6x430 lm, 2900 K
 38°, 1100 cd
 incl. 2x105 VA
 EAN 4000870 989784
989.78



Chrome Cromo Cromo

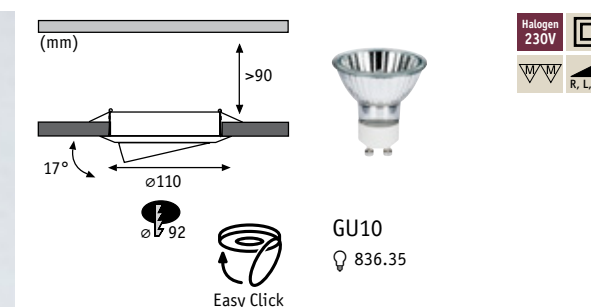
max. 1x50W A++-E

incl. 3x35W, C B-D

3x430 lm, 2900 K
 38°, 1100 cd
 incl. 105 VA
 EAN 4000870 989708
989.70

incl. 6x35W, C B-D

6x430 lm, 2900 K
 38°, 1100 cd
 incl. 2x105 VA
 EAN 4000870 989814
989.81



Quality Line Halogen 230V GU10 51mm Metal Metal Metallo



White Blanco Bianco

incl. 4x50W, D D-E

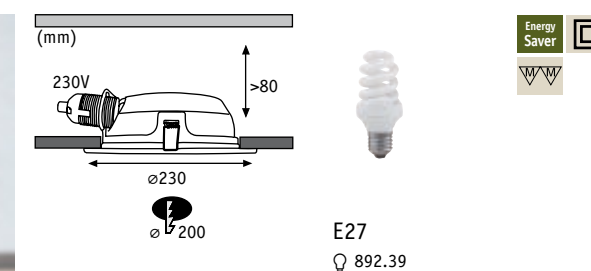
4x292 lm, 2900 K
 30°, 800 cd
 EAN 4000870 989166
989.16



Brushed iron Acero Mate Ferro spazzolato

incl. 4x50W, D D-E

4x292 lm, 2900 K
 30°, 800 cd
 EAN 4000870 989197
989.19



Quality Line Energy Saving 230V E27 Metal/Glass Metal/Cristal Metallo/Vetro



White Blanco Bianco

incl. 2x15W, A A-A

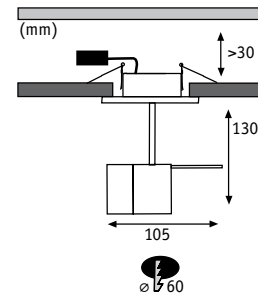
2x950 lm, 2700 K
 EAN 4000870 993934
993.93



Brushed iron Acero Mate Ferro spazzolato

incl. 2x15W, A A-A

2x950 lm, 2700 K
 EAN 4000870 988732
988.73



GU5,3
832.46



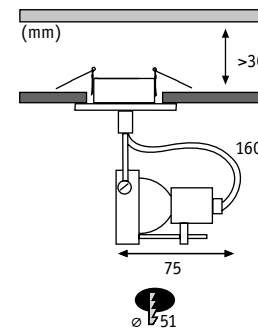
Quality Line EasyPower

Aluminium Zinc Aluminio-zinc Zinco-Alluminio



Chrome matt Cromo mate Cromo opaco

incl. 3x50W, <B-D>
3x675 lm, 2900 K
38°, 1800 cd
incl. 150 VA
EAN 4000870 937020
937.02



GU5,3
832.45 35 W
832.44 20 W



Quality Line Techno

Metal Metal Metallo



Brushed iron Acero Mate Ferro spazzolato

incl. 3x35W, <C> <B-D>
3x430 lm, 2900 K
38°, 1100 cd
incl. 105 VA
EAN 4000870 989029
989.02

Trafo/Power Supply = 369-379
Accessories = 363-368

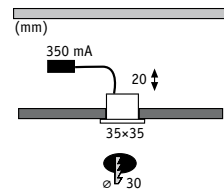


Micro Line



For installation in and on furniture Para la instalación y el montaje en muebles Per l'incasso e il montaggio su mobili

Application areas: Living room, kitchen, shelves, wooden ceilings, display cases	Ámbitos de aplicación: Salón, cocina, estanterías, techos de madera, vitrinas	Impiego: Soggiorno, cucina, librerie, soffitti in legno, vetrine
► Super-flat, minimal installation depth	► ¡Súper plano, profundidad mínima para empotrar	► Ultrapiatto, minima profondità d'installazione
► Surface-mounted variants	► Variantes de montaje	► Varianti di composizione
► Protection against water up to IP44	► Protección contra el agua hasta IP44	► Protezione dall'acqua fino a IP44

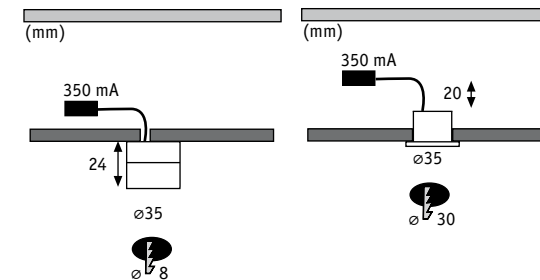


Micro Line Mini LED Alu Aluminio Alluminio



Chrome Cromo Cromo

incl. 5x1 W A++-A
 60 lm, 2700 K
 \sphericalangle 75°, 45 cd
 incl. 6 VA
 EAN 4000870 935507
935.50



Micro Line Bitsy Alu Aluminio Alluminio



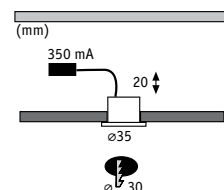
White Blanco Bianco

incl. 1x1,2 W A++-A
 98 lm, 2700 K
 \sphericalangle 22°, 483 cd
 EAN 4000870 925829
925.82



Alu Aluminio Alluminio

incl. 1x1,2 W A++-A
 98 lm, 2700 K
 \sphericalangle 22°, 483 cd
 EAN 4000870 925836
925.83

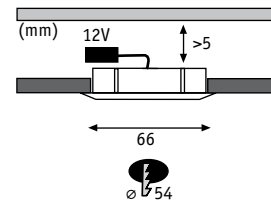


Micro Line Mini LED Alu Aluminio Alluminio



Chrome Cromo Cromo

incl. 5x1 W A++-A
 60 lm, 2700 K
 \sphericalangle 75°, 45 cd
 incl. 6 VA
 EAN 4000870 935514
935.51



Micro Line LED Metal Metal Metallo



White Blanco Bianco

incl. 3x1 W A++-A
34 lm, 2700 K

incl. 3,6 VA
EAN 4000870 998151
998.15



Brushed iron Acero Mate Ferro spazzolato

incl. 3x1 W A++-A
34 lm, 2700 K

incl. 3,6 VA
EAN 4000870 998120
998.12



Chrome Cromo Cromo

incl. 3x1 W A++-A
34 lm, 2700 K

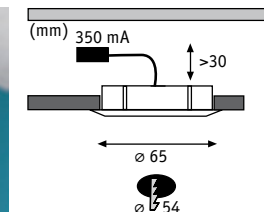
incl. 3,6 VA
EAN 4000870 998144
998.14



Gold Oro Oro

incl. 3x1 W A++-A
34 lm, 2700 K

incl. 3,6 VA
EAN 4000870 998137
998.13



Micro Line LED Metal Metal Metallo



White Blanco Bianco

incl. 1x4,5 W A++-A 305 lm, 2700 K < 180° incl. 6 VA EAN 4000870 935552 935.55	incl. 3x4,5 W A++-A 305 lm, 2700 K < 180° incl. 12 VA EAN 4000870 935545 935.54
---	--




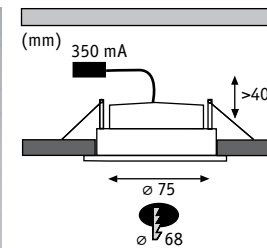
Brushed iron Acero Mate Ferro spazzolato

incl. 1x4,5 W A++-A 305 lm, 2700 K < 180° incl. 6 VA EAN 4000870 935569 935.56	incl. 3x4,5 W A++-A 305 lm, 2700 K < 180° incl. 12 VA EAN 4000870 935538 935.53
---	--



Chrome Cromo Cromo

incl. 1x4,5 W A++-A 305 lm, 2700 K < 180° incl. 6 VA EAN 4000870 935576 935.57	incl. 3x4,5 W A++-A 305 lm, 2700 K < 180° incl. 12 VA EAN 4000870 935521 935.52
---	--



Micro Line Flat LED Alu Aluminio Alluminio



☞ Matt white Blanco mate Bianco opaco

incl. 1x3,6 W A++-A
240 lm, 2700 K
☞ 25°, 1216 cd

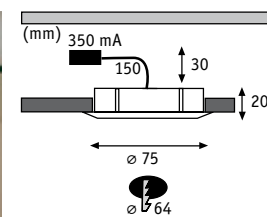
EAN 4000870 925881
925.88



☞ Nickel Soft Níquel mate Nichel opaco

incl. 1x3,6 W A++-A
240 lm, 2700 K
☞ 25°, 1216 cd

EAN 4000870 926031
926.03



Micro Line HighPower LED Alu Aluminio Alluminio

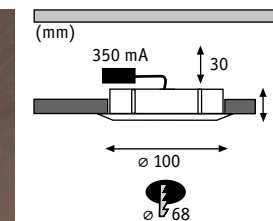


☞ Chrome matt Cromo mate Cromo opaco

incl. 1x3 W A++-A 3000 K ☞ 100°, 70 cd incl. 3 VA EAN 4000870 935484 935.48	incl. 3x3 W A++-A 3000 K ☞ 100°, 70 cd incl. 12 VA EAN 4000870 935446 935.44
--	---



incl. 3x3 W A++-A
6500 K
☞ 100°, 70 cd
incl. 12 VA
EAN 4000870 983515
983.51



Micro Line Deco LED Metal Metal Metallo



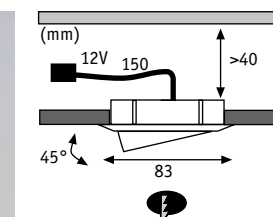

☞ Chrome matt/Clear Cromo mate/Claro Cromo opaco/Chiaro

incl. 1x3 W A++-A 3000 K ☞ 110°, 75 cd incl. 3 VA EAN 4000870 935491 935.49	incl. 3x3 W A++-A 3000 K ☞ 110°, 75 cd incl. 12 VA EAN 4000870 935439 935.43
--	---



☞ Chrome matt/Clear Cromo mate/Claro Cromo opaco/Chiaro

incl. 3x3 W A++-A
6500 K
☞ 110°, 75 cd
incl. 12 VA
EAN 4000870 983522
983.52


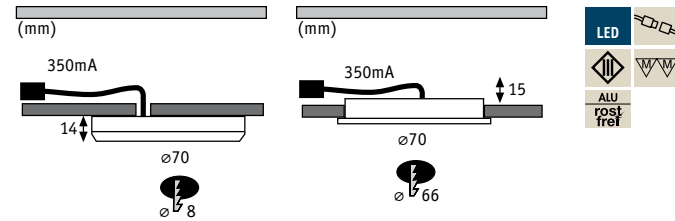


Micro Line drilled Alu LED Alu Aluminio Alluminio



☞ Aluminium rotated Aluminio torneado Alluminio tornito

incl. 1x3 W A++-A 3000 K ☞ 30°, 613 cd incl. 3 VA EAN 4000870 935422 935.42	incl. 3x3 W A++-A 3000 K ☞ 30°, 613 cd incl. 12 VA EAN 4000870 935415 935.41
--	---



Micro Line LED Plane

☒ Metal Metal Metallo



☞ White Blanco Bianco

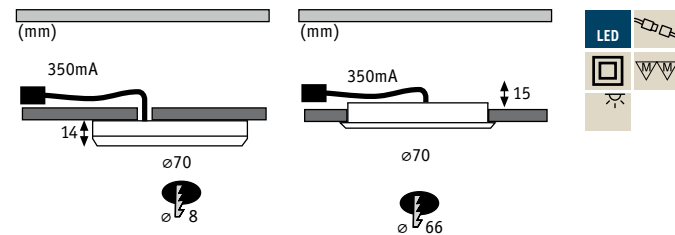
incl. 1×3 W A++-A
235 lm, 2700 K
☞ 120°, 72 cd

EAN 4000870 925867
925.86



☞ Alu Aluminio Alluminio

incl. 1×3 W A++-A **incl. 3×3 W** A++-A
235 lm, 2700 K 235 lm, 2700 K
☞ 120°, 72 cd ☞ 120°
incl. ☒ 12 VA incl. ☒ 12 VA
EAN 4000870 925874 EAN 4000870 935460
925.87 **935.46**



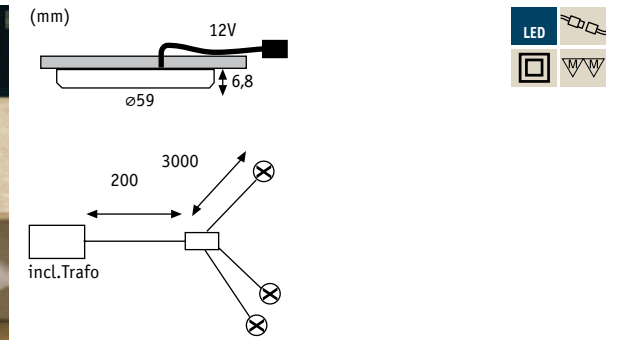
Micro Line LED Platy

☒ Metal Metal Metallo



☞ Alu Aluminio Alluminio

incl. 3×3 W A++-A
244 lm, 2700 K
☞ 180°
incl. ☒ 12 VA
EAN 4000870 935477
935.47



Micro Line LED

☒ Plastic Plástico Plastica




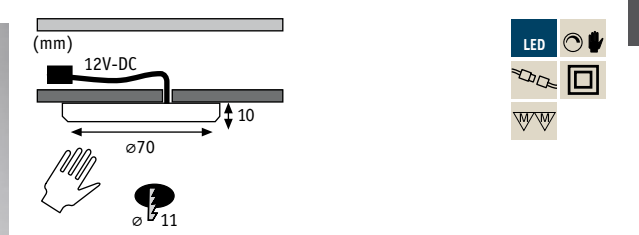
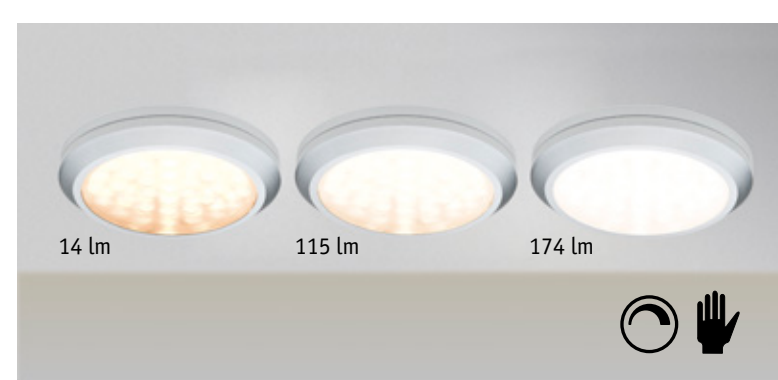
☞ White Blanco Bianco

incl. 3×0,7 W A++-A
6500 K
6,8 cd
incl. ☒ 12 VA
EAN 4000870 994924
994.92



☞ Chrome matt Cromo mate Cromo opaco

incl. 3×0,7 W A++-A
6500 K
6,8 cd
incl. ☒ 12 VA
EAN 4000870 987759
987.75



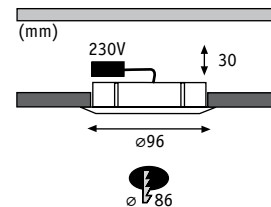
Micro Line Multi LED dimmbar

☒ Metal Metal Metallo



☞ Chrome matt Cromo mate Cromo opaco

incl. 5×2,8 W A++-A
14, 115, 174 lm, 3000 K
☞ 120°
incl. ☒ 20 VA
EAN 4000870 935453
935.45



GX53
 883.23 9W
 885.14 7W
 281.31 4W
 280.50 3W



Micro Line Disc 230V GX53

☒ Metal Metal Metallo



☞ White Blanco Bianco

incl. 3x9 W, **B** < A-B
 3x320 lm, 2700 K
 ✎ 100°

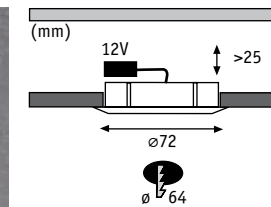
EAN 4000870 983423
983.42



☞ Brushed iron Acero Mate Ferro spazzolato

incl. 3x9 W, **B** < A-B
 3x320 lm, 2700 K
 ✎ 100°

EAN 4000870 983416
983.41



G4
 831.15 10W
 831.17 20W



Micro Line Klipp Klapp

☒ Metal/Glass Metal/Cristal Metallo/Vetro



☞ White Blanco Bianco

max. 1x20 W < A**-E

EAN 4000870 984666
984.66



☞ Brushed iron Acero Mate Ferro spazzolato

max. 1x20 W < A**-E

EAN 4000870 984079
984.07



☞ Chrome Cromo Cromo

max. 1x20 W < A**-E

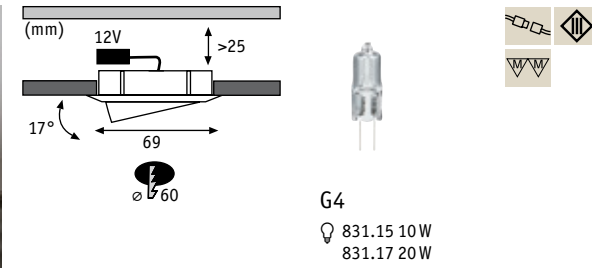
EAN 4000870 984024
984.02



☞ Gold Oro Oro

max. 1x20 W < A**-E

EAN 4000870 984727
984.72



Micro Line Swivel Metal/Glass Metal/Cristal Metallo/Vetro



Black Negro Nero

max. 1x20 W A++-E

EAN 4000870 984710
984.71



White Blanco Bianco

max. 1x20 W A++-E

EAN 4000870 984734
984.73



Brushed iron Acero Mate Ferro spazzolato

max. 1x20 W A++-E

EAN 4000870 984741
984.74



Chrome Cromo Cromo

max. 1x20 W A++-E

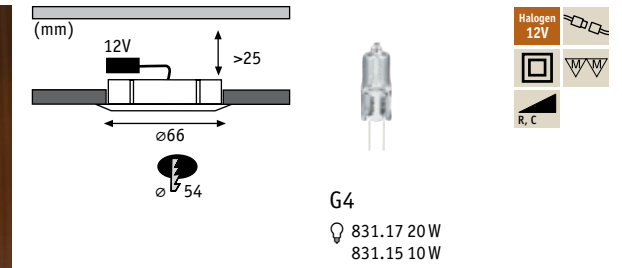
EAN 4000870 984765
984.76



Gold Oro Oro

max. 1x20 W A++-E

EAN 4000870 984789
984.78



Micro Line Structure Metal/Glass Metal/Cristal Metallo/Vetro



White Blanco Bianco

max. 1x20 W A++-E **incl. 3x20 W, C B-D**
3x254 lm, 2900 K

EAN 4000870 984321 **984.32** **incl. 70 VA**
EAN 4000870 984031 **984.03**



Brushed iron Acero Mate Ferro spazzolato

max. 1x20 W A++-E **incl. 3x20 W, C B-D**
3x254 lm, 2900 K

EAN 4000870 984499 **984.49** **incl. 70 VA**
EAN 4000870 984048 **984.04**



Chrome Cromo Cromo

max. 1x20 W A++-E **incl. 3x20 W, C B-D**
3x254 lm, 2900 K

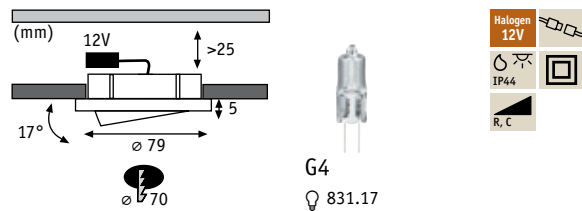

EAN 4000870 984628 **984.62** **incl. 70 VA**
EAN 4000870 984062 **984.06**



Gold Oro Oro

max. 1x20 W A++-E

EAN 4000870 984826
984.82



Micro Line IP44 Downlight Alu/Glass Aluminio/Cristal Alluminio/Vetro

► The splash guard (IP44) is ideal for use in damp rooms and near showers, sinks, etc.

► Al ser resistente a salpicaduras de agua (IP44), es ideal para el montaje en espacios húmedos, cerca de duchas, lavabos, etc.

► La protezione dagli spruzzi d'acqua (IP44) è ideale per l'impiego in ambienti umidi e nelle vicinanze di docce, vasche da bagno ecc.

White Blanco Bianco



max. 20 W A**-E **incl. 3x20 W, C** B-D
 3x254 lm, 2900 K
 EAN 4000870 985687 **985.68**
 incl. 60 VA
 EAN 4000870 985694 **985.69**



EAN 4000870 985748 **985.74**

Brushed iron Acero Mate Ferro spazzolato



max. 20 W A**-E **incl. 3x20 W, C** B-D
 3x254 lm, 2900 K
 EAN 4000870 985700 **985.70**
 incl. 60 VA
 EAN 4000870 985717 **985.71**



EAN 4000870 985755 **985.75**

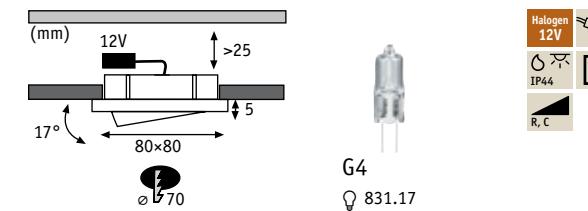

Chrome Cromo Cromo



max. 20 W A**-E **incl. 3x20 W, C** B-D
 3x254 lm, 2900 K
 EAN 4000870 985724 **985.72**
 incl. 60 VA
 EAN 4000870 985731 **985.73**



EAN 4000870 985762 **985.76**



Micro Line IP44 Downlight Alu/Glass Aluminio/Cristal Alluminio/Vetro

► The splash guard (IP44) is ideal for use in damp rooms and near showers, sinks, etc.

► Al ser resistente a salpicaduras de agua (IP44), es ideal para el montaje en espacios húmedos, cerca de duchas, lavabos, etc.

► La protezione dagli spruzzi d'acqua (IP44) è ideale per l'impiego in ambienti umidi e nelle vicinanze di docce, vasche da bagno ecc.

White Blanco Bianco



max. 20 W A**-E **incl. 3x20 W, C** B-D
 3x254 lm, 2900 K
 EAN 4000870 935293 **935.29**
 incl. 60 VA
 EAN 4000870 935309 **935.30**



EAN 4000870 935378 **935.37**

Brushed iron Acero Mate Ferro spazzolato



max. 20 W A**-E **incl. 3x20 W, C** B-D
 3x254 lm, 2900 K
 EAN 4000870 935316 **935.31**
 incl. 60 VA
 EAN 4000870 935323 **935.32**



EAN 4000870 935385 **935.38**

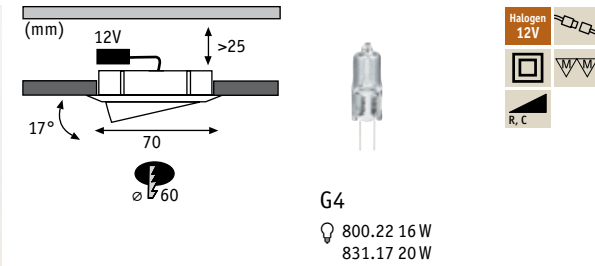
Chrome Cromo Cromo



max. 20 W A**-E **incl. 3x20 W, C** B-D
 3x254 lm, 2900 K
 EAN 4000870 935354 **935.35**
 incl. 60 VA
 EAN 4000870 935361 **935.36**



EAN 4000870 935408 **935.40**



Micro Line Dress Alu Aluminio Alluminio



White Blanco Bianco

max. 20W A++-E **incl. 3x20W, <C> B-D** 3x254 lm, 2900 K **incl. 5x20W, <C> B-D** 5x254 lm, 2900 K
 EAN 4000870 935286 **935.28** incl. 60 VA EAN 4000870 935231 **935.23** incl. 105 VA EAN 4000870 935187 **935.18**



Chrome matt Cromo mate Cromo opaco

max. 20W A++-E **incl. 3x20W, <C> B-D** 3x254 lm, 2900 K **incl. 5x20W, <C> B-D** 5x254 lm, 2900 K
 EAN 4000870 935279 **935.27** incl. 60 VA EAN 4000870 935224 **935.22** incl. 105 VA EAN 4000870 935170 **935.17**



Brushed iron Acero Mate Ferro spazzolato

max. 20W A++-E **incl. 3x20W, <C> B-D** 3x254 lm, 2900 K **incl. 5x20W, <C> B-D** 5x254 lm, 2900 K
 EAN 4000870 935262 **935.26** incl. 60 VA EAN 4000870 935217 **935.21** incl. 105 VA EAN 4000870 935163 **935.16**



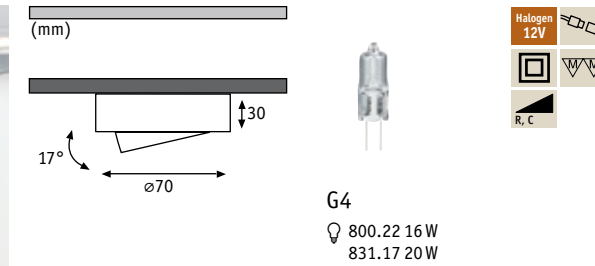
Chrome Cromo Cromo

max. 20W A++-E **incl. 3x20W, <C> B-D** 3x254 lm, 2900 K **incl. 5x20W, <C> B-D** 5x254 lm, 2900 K
 EAN 4000870 935255 **935.25** incl. 60 VA EAN 4000870 935200 **935.20** incl. 105 VA EAN 4000870 935156 **935.15**



Gold Oro Oro

max. 20W A++-E **incl. 3x20W, <C> B-D** 3x254 lm, 2900 K
 EAN 4000870 935248 **935.24** incl. 60 VA EAN 4000870 935194 **935.19**



Micro Line Dress Alu Aluminio Alluminio



White Blanco Bianco

max. 20W A++-E **incl. 3x20W, <C> B-D** 3x254 lm, 2900 K
 EAN 4000870 935149 **935.14** incl. 60 VA EAN 4000870 935095 **935.09**



Brushed iron Acero Mate Ferro spazzolato

max. 20W A++-E **incl. 3x20W, <C> B-D** 3x254 lm, 2900 K
 EAN 4000870 935125 **935.12** incl. 60 VA EAN 4000870 935071 **935.07**



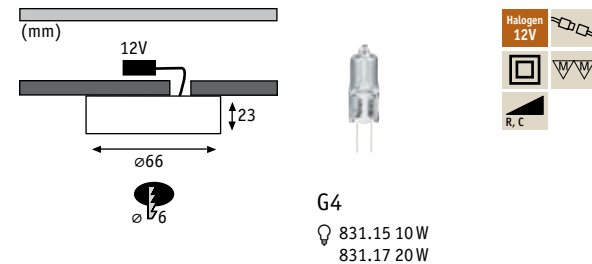
Chrome Cromo Cromo

max. 20W A++-E **incl. 3x20W, <C> B-D** 3x254 lm, 2900 K
 EAN 4000870 935118 **935.11** incl. 60 VA EAN 4000870 935064 **935.06**



Gold Oro Oro

max. 20W A++-E
 EAN 4000870 935101 **935.10**



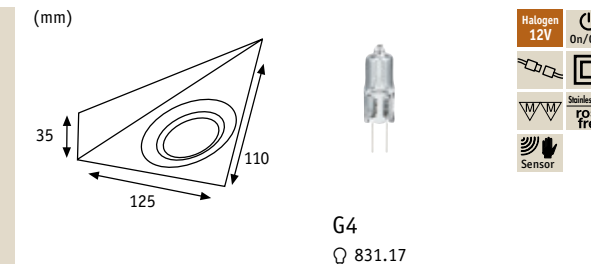
Micro Line 12V Metal Metal Metallo



Brushed iron Acero Mate Ferro spazzolato

incl. 3×20 W, <C> B-D
3×254 lm, 2900 K

incl. 70 VA
EAN 4000870 984291
984.29



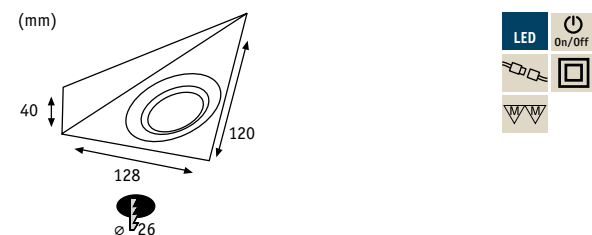
Micro Line 12V G4 Triangle Sensor Stainless steel/Glass Inox/Cristal Acciaio legato/Vetro



Stainless steel Inox Acciaio legato

incl. 3×20 W, <C> B-D
3×254 lm, 2900 K

incl. 60 VA
EAN 4000870 935002
935.00



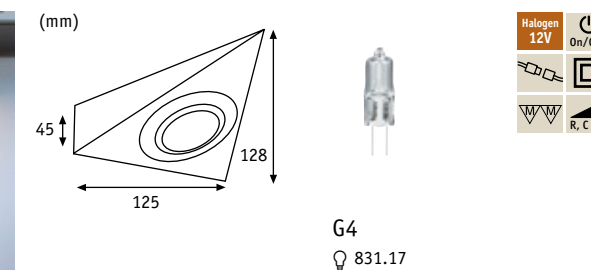
Micro Line LED Triangle Metal/Glass Metal/Cristal Metallo/Vetro




Brushed iron Acero Mate Ferro spazzolato

incl. 3×1 W, A+-A
34 lm, 2700 K
120°

incl. 12 VA
EAN 4000870 985182
985.18



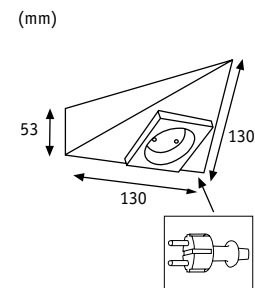
Micro Line 12V G4 Triangle Metal/Glass Metal/Cristal Metallo/Vetro



Brushed iron Acero Mate Ferro spazzolato

incl. 3×20 W, <C> B-D
3×254 lm, 2900 K

incl. 60 VA
EAN 4000870 983980
983.98



Micro Line Triangle Socket

☒ Metal Metal Metallo



☞ Brushed iron Acero Mate Ferro spazzolato

230V

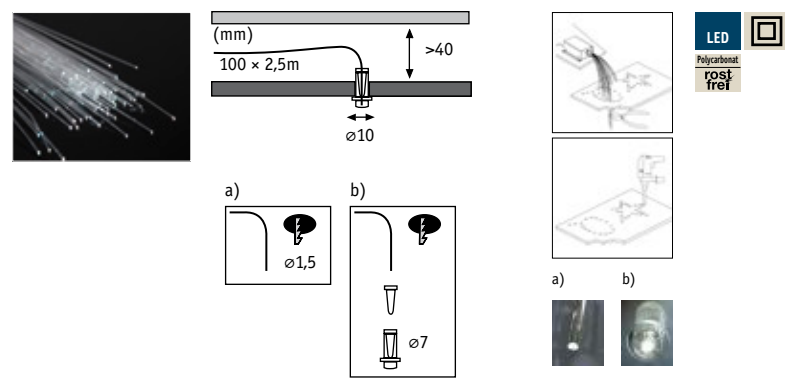
EAN 4000870 985229
985.22



Star Line

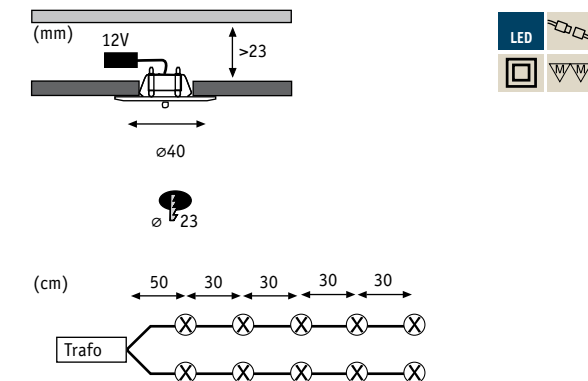

Starry sky Cielo estrellado Cielo stellato

Application areas: Living room, bathroom, kitchen Effect lighting	Ámbitos de aplicación: Salón, baño, cocina Iluminación con efecto	Impiego: Soggiorno, bagno, cucina Illuminazione d'effetto
► Creative design-possibilities	► Creativas posibilidades de diseño	► Possibilità di allestimenti creativi
► Minimum installation depth	► Mínima profundidad de instalación	► Minima profondità d'incasso
► Easy mounting thanks to plug-in connectors	► Montaje fácil con conector	► Facile montaggio con connettori a innesto



SkyLight Polycarbonate Policarbonato Policarbonato

(mm) **Transparent Trasparente Trasparente**
incl. 1x1 W
 6500 K
 EAN 4000870 921838
921.83

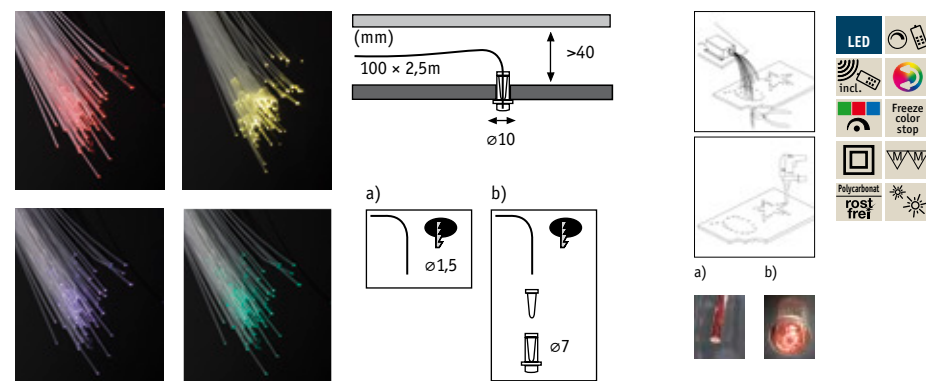


Star Line LED Metal Metal Metallo

Chrome Cromo Cromo
incl. 10x0,25 W A++-A
 3000 K
 incl. 7 VA
 EAN 4000870 998106
998.10



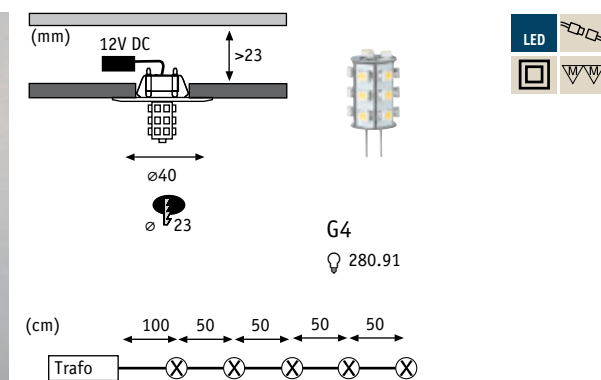
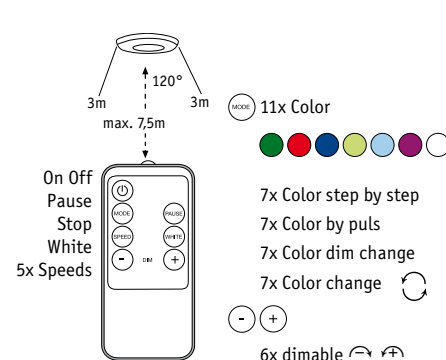
Brushed iron Acero Mate Ferro spazzolato
incl. 10x0,25 W A++-A
 3000 K
 incl. 15 VA
 EAN 4000870 998113
998.11



SkyLight RGB Polycarbonate Policarbonato Policarbonato

- ▶ Light fibre set with IR remote control:
- ▶ 100 light fibres.
- ▶ 5 speeds, 6 brightness settings, 4 RGB functions, 7 colours
- ▶ Kit de fibra óptica con mando a distancia por infrarrojos:
- ▶ 100 fibras
- ▶ 5 velocidades, 6 niveles de claridad, 4 funciones RGB, 7 colores
- ▶ Set di fibre luminose con telecomando a infrarossi:
- ▶ 100 fibre ottiche.
- ▶ 5 velocità, 6 livelli di luminosità, 4 funzioni RGB, 7 colori

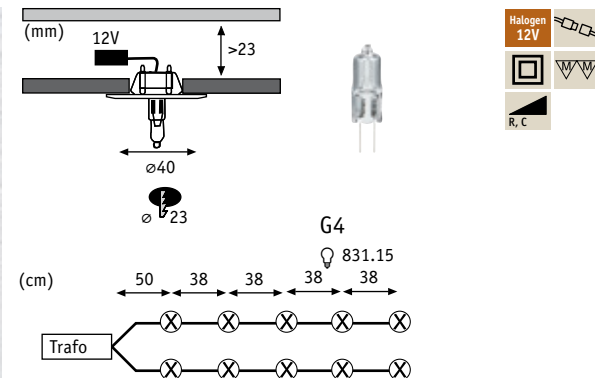
(mm) **Multicolor Multicolor Multicolore**
incl. 1x3 W
 EAN 4000870 922095
922.09



Star Line LED Metal Metal Metallo

Brushed iron Acero Mate Ferro spazzolato
incl. 5x1 W, A++ A++-D
 5x85 lm, 3000 K
 incl. 7 VA
 EAN 4000870 925454
925.45





Star Line 12V Metal Metal Metallo



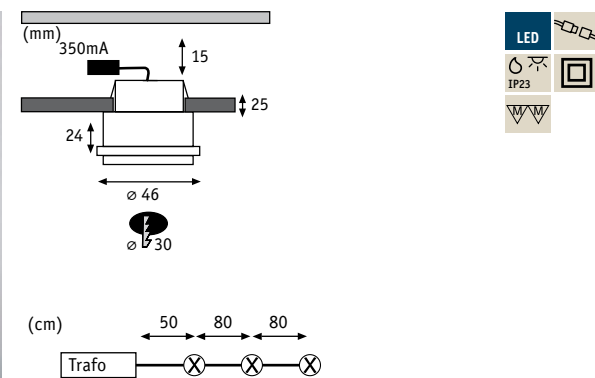
Chrome Cromo Cromo
incl. 10x10W, C B-D
 10x95 lm, 2900 K

incl. 105 VA
 EAN 4000870 985618
985.61



Brushed iron Acero Mate Ferro spazzolato
incl. 10x10W, C B-D
 10x95 lm, 2900 K

incl. 105 VA
 EAN 4000870 985410
985.41

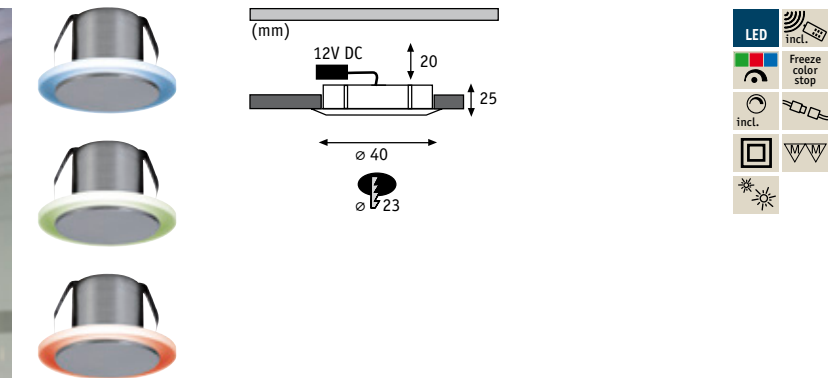



Star Line Step Metal Metal Metallo



Alu/Satin Aluminio/Satinada Alluminio/Satinato
incl. 3x1W, A++-A
 50 lm, 3000 K

incl. 3 VA
 EAN 4000870 925447
925.44



Star Line Saturn RGB Metal/Plastic Metal/Plástico Metallo/Plastica

- ▶ Saturn set with IR remote control
- ▶ Saturnset con mando a distancia de IR:
- ▶ Set Saturn con telecomando a infrarossi:
- ▶ 5 speeds, 6 brightness settings, 4 RGB functions, 7 colors
- ▶ 5 velocidades, 6 niveles de claridad, 4 funciones RGB, 7 colores
- ▶ 5 velocità, 6 livelli di luminosità, 4 funzioni RGB, 7 colori




Satin Satinada Satinato

incl. 10x0,6W

incl. 12 VA
 EAN 4000870 988893
988.89





Star Line LED Ring Set Shine Aluminium Zinc Aluminio-zinc Zinco-Alluminio

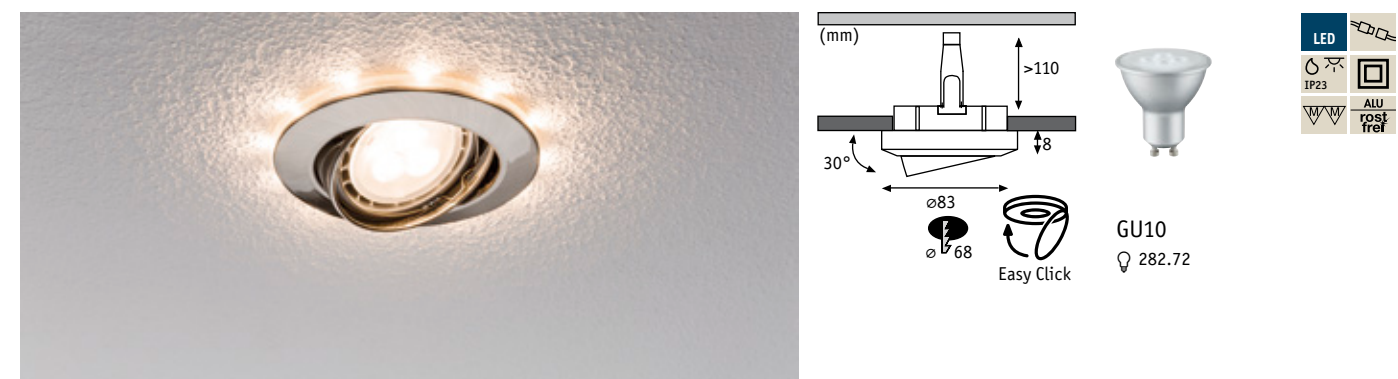
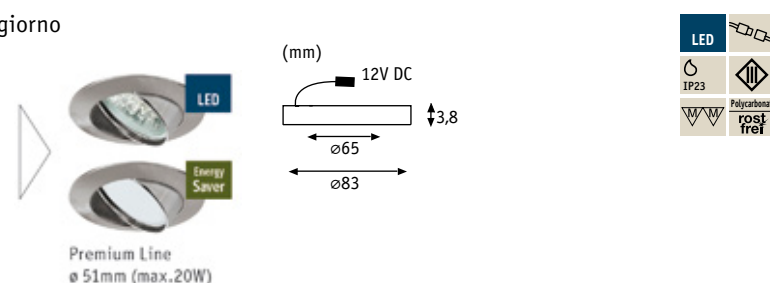


Brushed iron Acero Mate Ferro spazzolato
incl. 3x4,5 W / 3x1 W, <A> A+-A A+-E
 3x(250+50) lm, 6500 K
 38°, 600 cd
 incl. 7 VA
 EAN 4000870 938010
938.01 new

Star Line LED Ring Shine Plastic Plástico Plastica



Daylight Luz día Luce giorno
incl. 1x1 W
 50 lm, 6500 K
 EAN 4000870 937990
937.99 new



Star Line LED Ring Set Shine Aluminium Zinc Aluminio-zinc Zinco-Alluminio

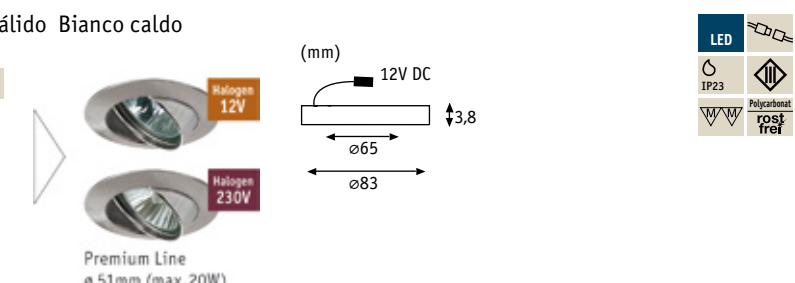


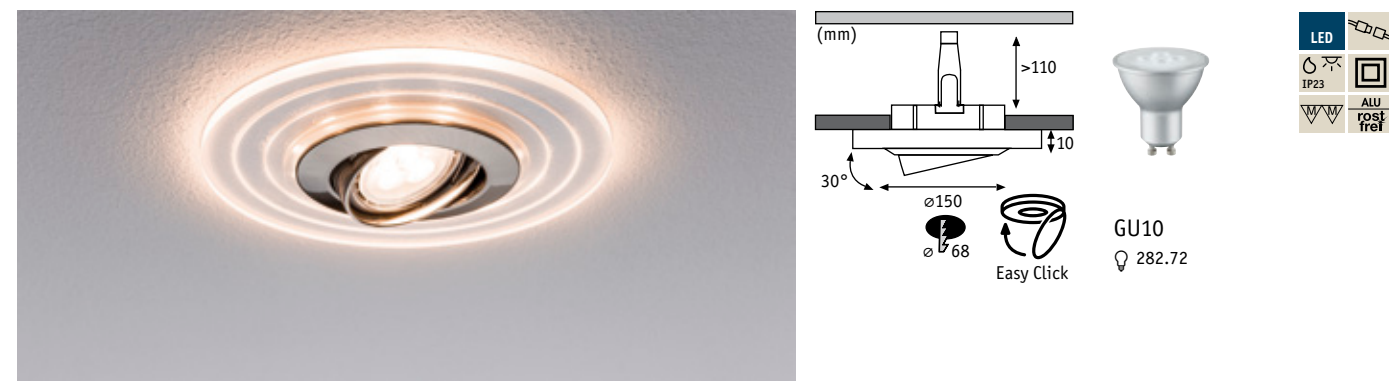
Brushed iron Acero Mate Ferro spazzolato
incl. 3x4,5 W / 3x1 W, <A> A+-A A+-E
 3x(230+50) lm, 2700 K
 38°, 550 cd
 incl. 7 VA
 EAN 4000870 938003
938.00 new

Star Line LED Ring Shine Plastic Plástico Plastica



Warm white Blanco cálido Bianco caldo
incl. 1x1 W
 50 lm, 2700 K
 EAN 4000870 937983
937.98 new






Star Line LED Ring Set Shine



Transparent Trasparente Trasparente
incl. 3x4,5 W / 3x1 W, <A> <A++-A> <A+-E>
 3x(230+50) lm, 2700 K
 \sphericalangle 38°, 550 cd
 incl. 7 VA
 EAN 4000870 938041
938.04 new

Star Shine Dekor Acryl Acrilico Acrilico



Transparent Trasparente Trasparente
incl. 1x1 W
 50 lm, 2700 K
 EAN 4000870 938034
938.03 new




Star Shine Dekor



Transparent Trasparente Trasparente
incl. 1x1 W
 50 lm, 2700 K
 EAN 4000870 938027
938.02 new

Trafo/Power Supply = 369-379
 Accessories = 363-368




Star Line LED Ring Aluminium Zinc Aluminio-zinc Zinco-Alluminio

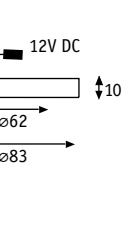


Brushed iron Acero Mate Ferro spazzolato
incl. 3x3 W / 3x1,5 W, <A+> <A++-A> <A+-E>
 3x(150+50) lm, 6500 K
 \sphericalangle 100°, 70 cd
 incl. 12 VA
 EAN 4000870 926499
926.49 new

Star Line LED Ring Polycarbonate Policarbonato Policarbonato




Daylight Luz día Luce giorno
incl. 1x1,5 W
 6400 K
 EAN 4000870 988879
988.87



Premium Line
 ø 51mm (max.20W)


Trafo/Power Supply = 369-379
 Accessories = 363-368




Star Line LED Ring Set Aluminium Zinc Aluminio-zinc Zinco-Alluminio

Brushed iron Acero Mate Ferro spazzolato
incl. 3x20W / 3x1,5W, $\langle C \rangle$ A++-A B-D
 3x200 lm, 2700 K
 38°, 700 cd
 incl. 60 VA
 EAN 4000870 937327
937.32

Star Line LED Ring Polycarbonate Policarbonato Policarbonato



Warm white Blanco cálido Bianco caldo
incl. 1x1,5 W
 2700 K
 EAN 4000870 988633
988.63



Star Line LED Ring RGB Set Alu Aluminio Alluminio

Brushed iron Acero Mate Ferro spazzolato
incl. 3x20W / 3x2 W, $\langle C \rangle$ A++-A B-D
 3x200 lm, 2900 K
 38°, 700 cd
 incl. 60 VA
 EAN 4000870 937600
937.60



Star Line LED Ring RGB Set Polycarbonate Policarbonato Policarbonato

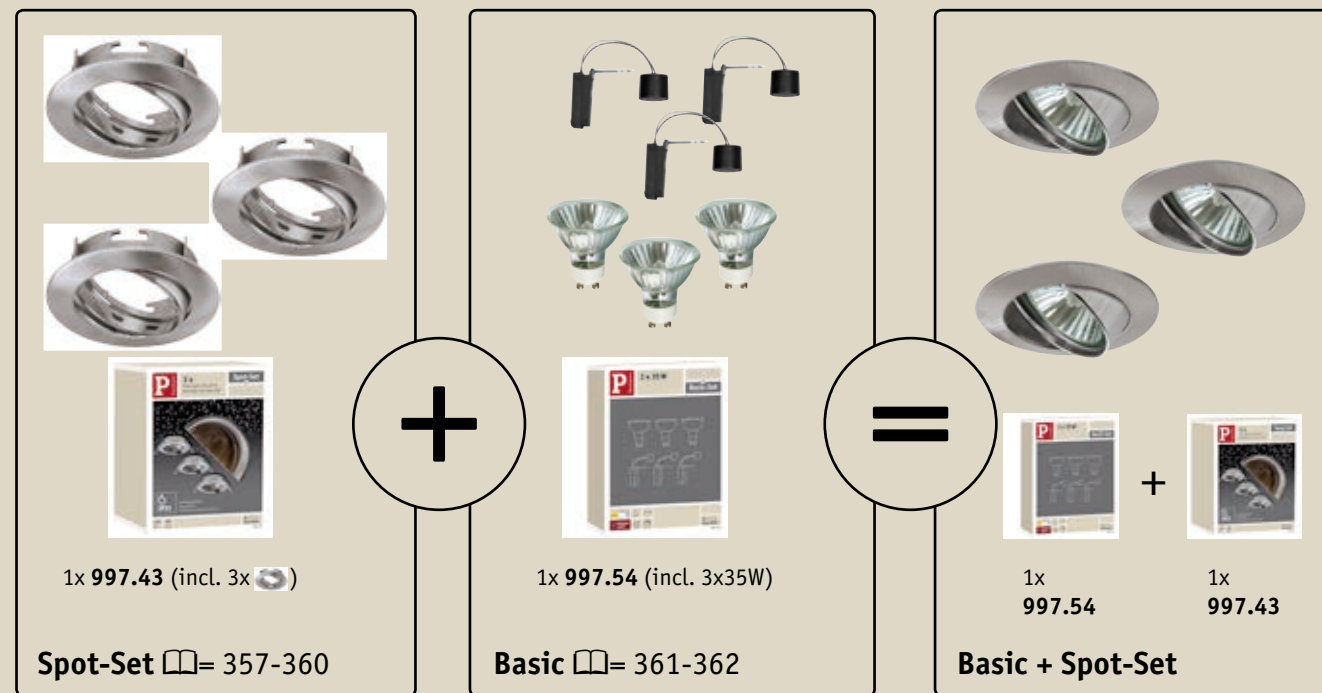
Multicolor Multicolor Multicolore
incl. 3x2 W
 incl. 12 VA
 EAN 4000870 937396
937.39

Star Line LED Ring RGB Extra Polycarbonate Policarbonato Policarbonato

Multicolor Multicolor Multicolore
incl. 1x2 W
 EAN 4000870 937389
937.38

Combine them yourself! Everything is possible!
¡Haga sus propias combinaciones! Todo es posible!
Scegliete da soli le combinazioni! Tutto è possibile!

- ▶ Unique competence on the smallest surface
- ▶ 4 technologies, 3 IP protective classes on one unit
- ▶ Proven, successful concept
- ▶ Extraordinaria competencia en la mínima superficie
- ▶ 4 técnicos, 3 clases de protección IP en una unidad
- ▶ Concepto probado y exitoso
- ▶ Una competenza straordinaria su una piccolissima superficie
- ▶ 4 tecniche, 3 gradi di protezione IP in una sola unità
- ▶ Concezione di successo e di provata efficacia



Mounting rings
(Spot-Set)

Aros de montaje
(Spot-Set)

Anelli per montaggio
(Spot-Set)

Choose your light
(Basic)

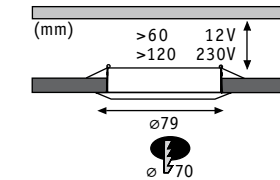
Selección su luz
(Basic)

Scegliete la vostra luce
(Basic)

Install – plug together
The custom light solution is ready
And what is your taste in lighting?

instalar - acoplar
La solución lumínica individual está lista.
¿Y qué tipo de luz le gusta?

Installare - assemblare
La vostra soluzione di illuminazione è pronta!
Che gusti avete in fatto di luce?



2Easy Spot-Set Premium

Aluminium Zinc Aluminio-zinc Zinco-Alluminio

White Blanco Bianco



EAN 4000870 997390
997.39

Brushed iron Acero Mate
Ferro spazzolato



EAN 4000870 997383
997.38

Chrome Cromo Cromo

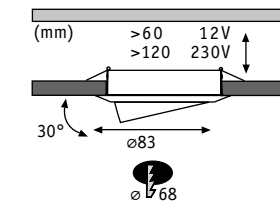


EAN 4000870 997406
997.40

Gold Oro Oro



EAN 4000870 997413
997.41



2Easy Spot-Set Premium

Aluminium Zinc Aluminio-zinc Zinco-Alluminio

Black matt Negro mate
Nero opaco



EAN 4000870 925904
925.90

White Blanco Bianco



EAN 4000870 997420
997.42

Brushed iron Acero Mate
Ferro spazzolato



EAN 4000870 997437
997.43

Chrome Cromo Cromo



EAN 4000870 997444
997.44

Gold Oro Oro

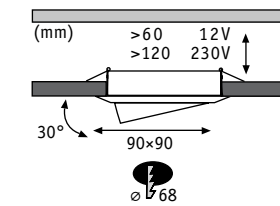



EAN 4000870 997451
997.45

Brushed brass Latón mateado
Ottone spazzolato



EAN 4000870 926178
926.17



2Easy Spot-Set Premium

Aluminium Zinc Aluminio-zinc Zinco-Alluminio

Black matt Negro mate
Nero opaco



EAN 4000870 925935
925.93

Matt white Blanco mate
Bianco opaco



EAN 4000870 925911
925.91

Brushed iron Acero Mate
Ferro spazzolato

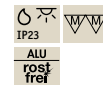
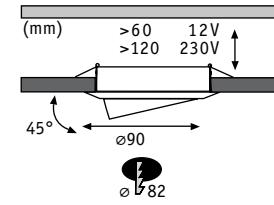


EAN 4000870 925928
925.92

Brushed brass Latón mateado
Ottone spazzolato



EAN 4000870 926161
926.16

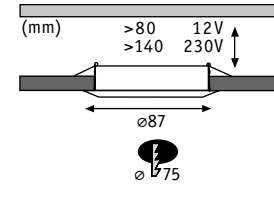


2Easy Spot-Set Premium Alu Aluminio Alluminio

Aluminium rotated Aluminio torneado Alluminio tornito



EAN 4000870 925942
925.94



2Easy Spot-Set Premium Aluminium Zinc Aluminio-zinc Zinco-Alluminio

White Blanco Bianco

Brushed iron Acero Mate Ferro spazzolato Chrome Cromo Cromo



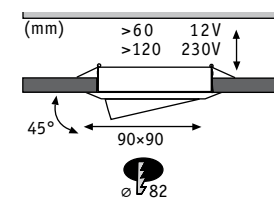
EAN 4000870 997468
997.46



EAN 4000870 997475
997.47



EAN 4000870 997482
997.48

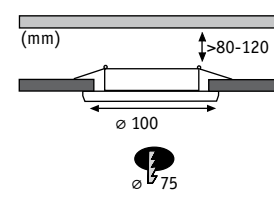


2Easy Spot-Set Premium Alu Aluminio Alluminio

Aluminium rotated Aluminio torneado Alluminio tornito



EAN 4000870 925959
925.95

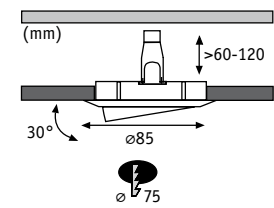


2Easy Spot-Set Premium Glass/Stainless steel Cristal/Inox Vetro/Acciaio legato

Satin/Chrome Satinada/Cromo Satinato/Cromo



EAN 4000870 965306
965.30

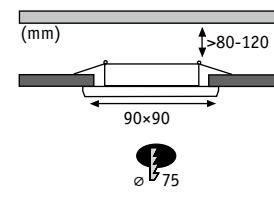


2Easy Spot-Set Premium Alu Aluminio Alluminio

Aluminium rotated Aluminio torneado Alluminio tornito



EAN 4000870 965283
965.28

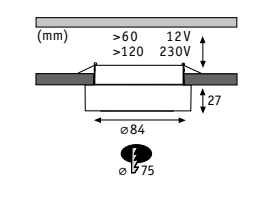


2Easy Spot-Set Premium Glass/Stainless steel Cristal/Inox Vetro/Acciaio legato

Satin/Chrome Satinada/Cromo Satinato/Cromo



EAN 4000870 965313
965.31

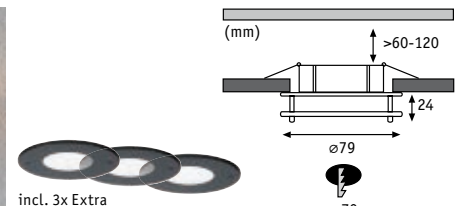


2Easy Spot-Set Premium Alu Aluminio Alluminio

Alu Aluminio Alluminio




EAN 4000870 925966
925.96


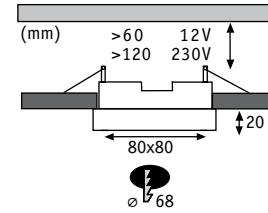


2Easy Spot-Set Premium Aluminium Zinc/Glass Aluminio-zinc/Cristal Zinco-Alluminio/Vetro

Chrome/Black/Dichroic Cromo/Negro/Dicroico Cromo/Nero/Dicroico



EAN 4000870 926635
926.63



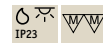
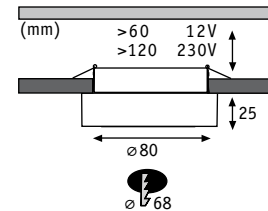
2Easy Spot-Set Premium

Glass Cristal Vetro

Clear Claro Chiaro



EAN 4000870 925973
925.97



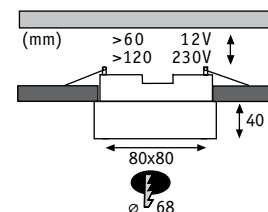

2Easy Spot-Set Premium

Glass Cristal Vetro

Clear Claro Chiaro




EAN 4000870 925980
925.98




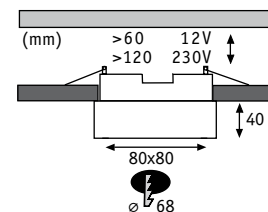

2Easy Spot-Set Premium

Glass Cristal Vetro

Dichroic Dicroico Dicroico




EAN 4000870 926185
926.18



2Easy Spot-Set Premium

Glass Cristal Vetro

Smoke glass Vidrio opaco Vetro opaco



EAN 4000870 926086
926.08

Basic □= 361-362

Combine them yourself! Everything is possible!
;Haga sus propias combinaciones! Todo es posible!
Scegliete da soli le combinazioni! Tutto è possibile!



2Easy Basic LED 230V



Daylight Luz día Luce giorno

Warm white Blanco cálido Bianco caldo

incl. 3×1 W
35 lm, 6500 K
∠ 20°, 170 cd
EAN 4000870 997550
997.55

GU10
∅ 280.11

incl. 3×1 W
3×35 lm, 3000 K
∠ 20°, 150 cd
EAN 4000870 965290
965.29

GU10
∅ 280.48



2Easy Basic LED



Warm white Blanco cálido Bianco caldo

incl. 3×3,5 W
140 lm, 3000 K
∠ 25°, 560 cd

EAN 4000870 926062
926.06

GU10
∅ 281.53

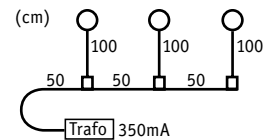


2Easy Basic Power LED



Warm white Blanco cálido Bianco caldo

incl. 3×3,52 W
3×170 lm, 3000 K
∠ 45°, 275 cd
incl. 12 VA
EAN 4000870 925027
925.02

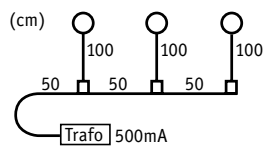


2Easy Basic LED




Warm white Blanco cálido Bianco caldo

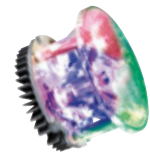
incl. 3×4,85 W
3×210 lm, 3000 K
∠ 45°, 480 cd
incl. 16 VA
EAN 4000870 926079
926.07



Spot-Set □= 357-360



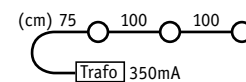
2Easy Basic RGB LED



Multicolor Multicolor Multicolore

incl. 3x3 W

∠ 45°
incl. 15 VA
EAN 4000870 925041
925.04



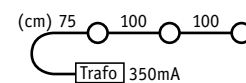
2Easy Basic Wellness LED



Warm white/Neutral white/Daylight
Blanco cálido/Blanco neutro/Luz día
Bianco caldo/Bianco neutro/Luce giorno

incl. 3x3 W

2850-8000 K
∠ 45°
incl. 15 VA
EAN 4000870 925034
925.03



2Easy Basic Halo+ 12V



Warm white Blanco cálido Bianco caldo

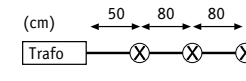
incl. 3x28 W

320 lm, 2900 K
∠ 38°, 1097 cd
incl. 105 VA
EAN 4000870 925898
925.89



incl. 3x35 W

314 lm, 2900 K
∠ 38°, 1100 cd
incl. 105 VA
EAN 4000870 997499
997.49



2Easy Basic Halo+ 12V



Warm white Blanco cálido Bianco caldo

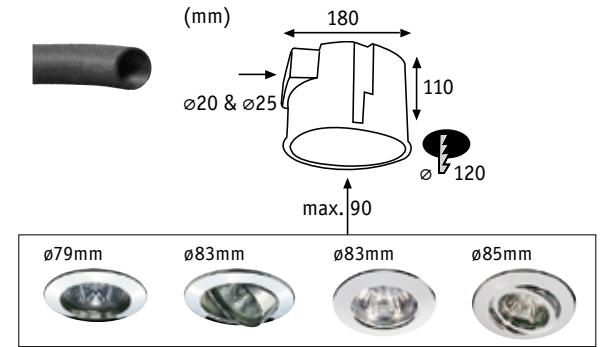
incl. 3x28 W

190 lm, 2900 K
∠ 30°, 650 cd
EAN 4000870 926307
926.30



incl. 3x35 W

173 lm, 2900 K
∠ 30°, 700 cd
EAN 4000870 997543
997.54



**Recessed fitting
Carcasa incorporada
Coppa da incasso**

Plastic Plástico Plastica

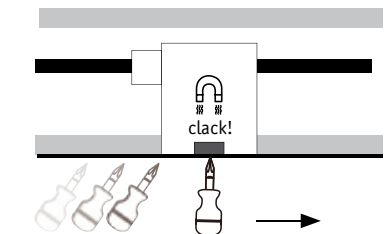
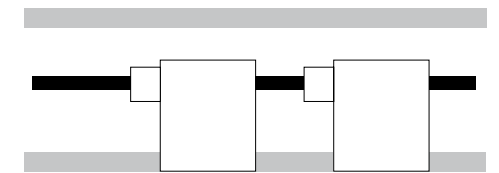
- ▶ Air tight = suitable for blower door (0,21m³/(hxm)+-10%)
- ▶ Connection for corrugated pipes 20 + 25 mm
- ▶ Additional cable inlet
- ▶ Transformer cut-out removable
- ▶ Centre-point determination possible by magnet
- ▶ Fire retardant, 850°C-tested
- ▶ Hermético = apto para puertas de ventilador (0,21m³/(hxm)+-10%)
- ▶ Conexión para tubo ondulado 20 + 25 mm
- ▶ Pasacables adicional
- ▶ Sección de transformador desmontable
- ▶ Permite determinar el punto central con imán
- ▶ Ignífugo, probado a 850 °C
- ▶ A tenuta d'aria = adatto per blower door (0,21m³/(hxm)+-10%)
- ▶ Collegamento per tubi ondulati 20 + 25 mm
- ▶ Passacavo aggiuntivo
- ▶ Sezione del trasformatore rimovibile
- ▶ Possibilità di rilevamento del punto centrale con magnete
- ▶ Resistenza al fuoco fino a 850 °C testata



Grey Gris Grigio

max. 1x35 W

EAN 4000870 002506
250



Magnet

- ▶ Set of 12 magnets for determining the centre point of recessed socket 250
- ▶ The magnet is reusable
- ▶ Paquete de 12 imanes para determinación del centro de la caja empotrable 250
- ▶ El imán es reutilizable
- ▶ Pacchetto da 12 magneti per l'individuazione del centro della scatola da incasso 250
- ▶ Il magnete è riutilizzabile

12x



Magnet

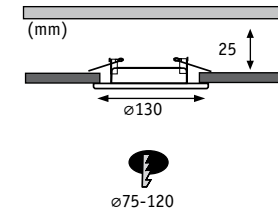
∅6 ø20 mm
EAN 4000870 002513
251



Recessed fitting
Carcasa incorporado
Coppa da incasso

☒ Metal Metal Metallo
☞ Black Negro Nero

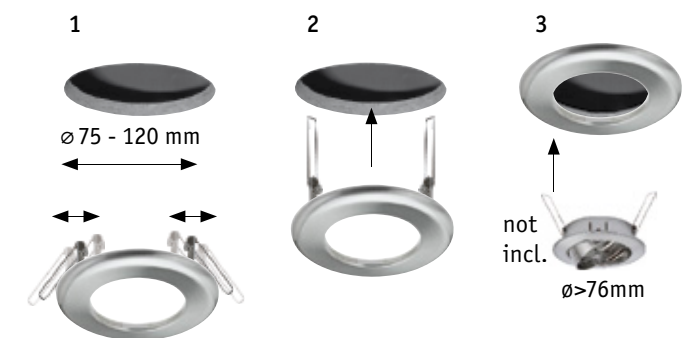
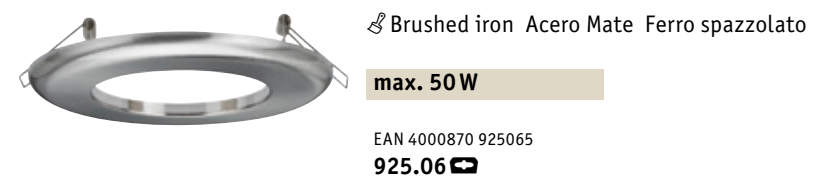
- ▶ A recessed fitting is the ideal supplement for any recessed light installation - simply attached to the recessed lighting, it protects, for instance, insulating materials.
- ▶ Halogen socket included
- ▶ Connection with the help of a junction box
- ▶ La cavidad de montaje es el complemento ideal para toda instalación de luces empotrables: basta con acoplarla a la luz empotrable y sirve de protección p.ej. de materiales aislantes.
- ▶ Casquillo de luz halógena incluido
- ▶ Conexión con ayuda de una caja de empalmes
- ▶ La coppa da incasso è l'accessorio ideale per ogni installazione di faretti a incasso - infilata semplicemente sul faretto, protegge ad esempio i materiali isolanti.
- ▶ Attacco lampadina alogena incluso
- ▶ Collegamento tramite scatola di collegamento



Downlight adapter

☒ Metal Metal Metallo

- ▶ For 51 mm Premium and Quality fixed and swivelling and 35 mm Quality swivelling
- ▶ For recessed lighting with an outside diameter > 76 mm
- ▶ Shallow installation depth of only 25 mm
- ▶ Diameter: 130 mm
- ▶ Premium y Quality de 51 mm en versión rígida y pivotable, Quality de 35 mm pivotable
- ▶ Para lámparas empotrables de diámetro exterior >76 mm
- ▶ Mínima profundidad de empotre de solo 25 mm
- ▶ Diámetro: 130 mm
- ▶ Per Premium e Quality da 51 mm fissi e orientabili e Quality da 35 mm orientabili
- ▶ Per faretti da incasso con diametro esterno di >76 mm
- ▶ Profondità minima di incasso ridotta, di soli 25 mm
- ▶ Diametro: 130 mm



for LED-Driver Disc $\square=377$

(cm)




Adapter JST 1x0,1m, 350, 500, 700, 1000mA (2x0,5mm²)

LED

↔0,1 m
EAN 4000870 002285
228

(cm)




Adapter JST 1x1m, 350, 500, 700, 1000mA (2x0,5mm²)

LED

↔1 m
EAN 4000870 002292
229

(cm)




Adapter JST 1x1m, 350, 500, 700, 1000mA (2x0,5mm²)

LED

↔1 m
EAN 4000870 002339
233

for $\square=224, 226, 350-355$ for $\square=229-230, 234-235, 240-241, 243-244, 378$



AMP Connector 4m

LED

12 V
∅14 mm ↔48 mm ↗28 mm
↔4 m
EAN 4000870 988930
988.93



Special Line IP65 Connector

max. 100 W
12 V
↔5 m
EAN 4000870 988466
988.46

Black Rubber
Negro Goma
Nero Gomma

for $\square=12V \sim AC$



Adapter for transformers with a clamp connection (2x1,5mm²)
Adaptador para transformadores con conexión a presión (2x1,5mm²)
Adattatore per trasformatore con collegamento a morsetti (2x1,5mm²)

max. 1x150 W

Halogen 12V

EAN 4000870 979853
979.85

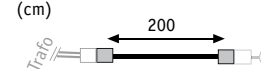

(cm)




12V, G4, GX5,3, GY6,35, GU5,3, GU4

max. 1x50 W, G4 / GX5,3 / GY6,35
12 V
∅170 ↔15 ↗15 mm
EAN 4000870 002162
216

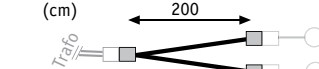

(cm)

200cm (2x0,75mm²)

max. 1x105 W
12 V
0,75 mm² ↔2 m
EAN 4000870 979839
979.83

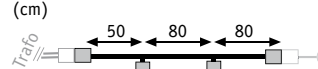

(cm)

2x200cm (2x0,75mm²)

max. 2x50 W
12 V
0,75 mm² ↔2x2 m
EAN 4000870 979822
979.82

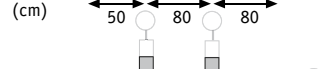

(cm)

210cm (2x0,75mm²)

max. 3x35 W
12 V
0,75 mm² ↔2,10 m
EAN 4000870 979730
979.73


(cm)

130/210cm (2x0,75mm²)


max. 5x20 W
12 V
0,75 mm² ↔1,30/2,10 m
EAN 4000870 979754
979.75

for $\square=12V$ for $\square=230V$ for $\square=230V$ for $\square=12V/230V$




12V, G4, GX5,3, GY6,35, GU5,3, GU4

max. 1x75 W, G4 / GX5,3 / GY6,35
12 V
EAN 4000870 021897
218.9




230V GU, GZ10

GZ10
230 V
EAN 4000870 002179
217



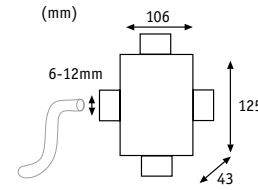
230V GU10 Box

max. 50 W, GU10
230 V
∅23 ↔70 ↗35 mm
EAN 4000870 938102
938.10 new



3x Safety ceramic lustre clamp, 2,5mm²
3x Caja de conexión cerámica de seguridad, 2,5mm²
3x Morsetto di sicurezza in ceramica per lampada, 2,5mm²

∅15 ↔21 ↗17 mm
EAN 4000870 006443
977.759



IP67

Special Line Junction-Box

Plastic Plástico Plastica

- ▶ Connection box for up to 4 lines
- ▶ Unused outputs remain closed
- ▶ Dust- and waterproof (IP67)
- ▶ Caja de conexión para 4 cables
- ▶ Las tomas que no se usan permanecen cerradas
- ▶ Hermético al polvo y protegido frente a inmersión en agua (IP67)
- ▶ Scatola di collegamento fino a 4 linee
- ▶ Le uscite inutilizzate rimangono chiuse
- ▶ Protezione da penetrazione di polvere e breve immersione in acqua (IP67)



Black Negro Nero

max. 2500 W

EAN 4000870 002322
232



Circlip (Plastic)
Arandela de retención (Plástico)
Anello elastico (Plastica)



EAN 4000870 000205
202000223

EAN 4000870 000212
202000224

EAN 4000870 000274
404001963

EAN 4000870 000229
202000227

Circlip (Metal)
Arandela de retención (Metal)
Anello elastico (Metallo)



ø35 mm
EAN 4000870 000267
404000753

ø51 mm
EAN 4000870 000250
404000752

ø35 mm
EAN 4000870 000243
404000126

ø51 mm
EAN 4000870 000236
404000125

ø35 mm
EAN 4000870 938058
938.05 **new**

ø51 mm
EAN 4000870 937617
937.61

ø35 mm
EAN 4000870 938065
938.06 **new**

ø51 mm
EAN 4000870 937624
937.62



372 VDE Profi Trafo



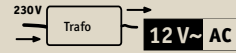
378 LED Trafo



379 Trafobox

Lighting control / transformers
Control de luz / Transformadores
Controllo dell'illuminazione /
Trasformatori

VDE Disc Transformer 230/12V



- ▶ Disc transformers fit through round boreholes
- ▶ Can be dimmed with all dimmers (phases cut on/off)
- ▶ Los disc-trafos se encajan a través de agujeros circulares
- ▶ Regulable con todos los reguladores (de corte o inversión de fases)
- ▶ I trasformatori Disc si inseriscono in fori circolari
- ▶ Intensità regolabile con tutti i dimmer (a ritardo di fase e ad anticipo di fase)



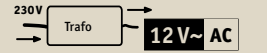
230/12 V, 70 VA
 max. 20-70 W
 ⌀22 ⌀53 mm
 EAN 4000870 977286
977.28



230/12 V, 105 VA
 max. 35-105 W
 ⌀22 ⌀71 mm
 EAN 4000870 977293
977.29



VDE Mipro Transformer 230/12V



- ▶ Mipro transformers are designed for compact dimensions; they fit in the smallest installation spaces
- ▶ Ideal for recessed luminaires
- ▶ Can be used at an ambient temperature of up to 50°
- ▶ Can be dimmed with all dimmers (phases cut on/off)
- ▶ Los mipro-trafos han sido diseñados para las menores dimensiones y caben en los espacios de montaje más reducidos
- ▶ Ideal para luces empotradas
- ▶ Utilizable hasta 50° de temperatura ambiente
- ▶ Regulable con todos los reguladores (de corte o inversión de fases)
- ▶ I trasformatori Mipro sono concepiti con dimensioni minime e possono essere montati in spazi ridottissimi
- ▶ Ideale per luci da incasso
- ▶ Per temperature ambiente fino a 50°
- ▶ Intensità regolabile con tutti i dimmer (a ritardo di fase e ad anticipo di fase)




230/12 V, 70 VA
 max. 20-70 W
 ⌀23 ⌀36 ⌀127 mm
 EAN 4000870 977514
977.51

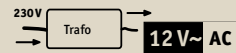


230/12 V, 80 VA
 max. 20-80 W
 ⌀30 ⌀38 ⌀137 mm
 EAN 4000870 977545
977.54

230/12 V, 105 VA
 max. 35-105 W
 ⌀30 ⌀38 ⌀137 mm
 EAN 4000870 977538
977.53



VDE Disc Transformer 230/12V



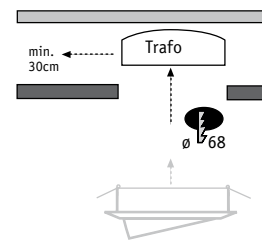
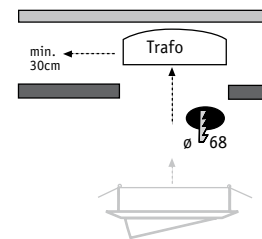
- ▶ Disc transformers fit through round boreholes
- ▶ Strain relief on primary and secondary side
- ▶ Ideal for premium EBL with 68 mm mounting hole diameter
- ▶ Can be dimmed with all dimmers (phases cut on/off)
- ▶ Los disc-trafos se encajan a través de agujeros circulares
- ▶ Dispositivo antiafloxamiento en los lados primario y secundario
- ▶ Ideal para luces empotradas Premium de 68 mm de diámetro de empotrado
- ▶ Regulable con todos los reguladores (de corte o inversión de fases)
- ▶ I trasformatori Disc si inseriscono in fori circolari
- ▶ Scarico della trazione su primario e secondario
- ▶ Ideale per luci da incasso Premium con diametro di incasso di 68 mm
- ▶ Intensità regolabile con tutti i dimmer (a ritardo di fase e ad anticipo di fase)



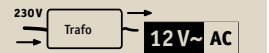
230/12 V, 70 VA
 max. 20-70 W
 ⌀41 ⌀68 mm
 EAN 4000870 977699
977.69



230/12 V, 105 VA
 max. 35-105 W
 ⌀50 ⌀68 mm
 EAN 4000870 977682
977.68



VDE Flat Transformer 230/12V



- ▶ Flat transformers have an installation height of only 22 mm
- ▶ Problem solver for slightly suspended ceilings
- ▶ Ideal for mirror and gallery lighting and in furniture
- ▶ Can be dimmed with all dimmers (phases cut on/off)
- ▶ Los flat-trafos sobresalen sólo 22 mm
- ▶ Exentos de problemas incluso en techos de baja altura
- ▶ Ideal para luces de espejos, galerías y muebles
- ▶ Regulable con todos los reguladores (de corte o inversión de fases)
- ▶ I trasformatori Flat hanno un'altezza di soli 22 mm
- ▶ Soluzione ai problemi di spazi ridotti nei controsoffitti
- ▶ Ideale per specchi, quadri e integrazione nei mobili
- ▶ Intensità regolabile con tutti i dimmer (a ritardo di fase e ad anticipo di fase)

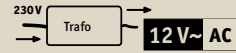


230/12 V, 70 VA
 max. 20-70 W
 ⌀20 ⌀56 ⌀142 mm
 EAN 4000870 977811
977.81

230/12 V, 105 VA
 max. 35-105 W
 ⌀20 ⌀56 ⌀142 mm
 EAN 4000870 977828
977.82



VDE Profi Transformer 230/12V



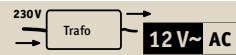
- ▶ Can be used at an ambient temperature of up to 50°
- ▶ Suitable for a low minimum load of 10 W
- ▶ Can be dimmed with all dimmers (phases cut on/off)
- ▶ Utilizable hasta 50° de temperatura ambiente
- ▶ Apto para baja carga mínima de 10W
- ▶ Regulable con todos los reguladores (de corte o inversión de fases)
- ▶ Per temperature ambiente fino a 50°
- ▶ Adatto per carico minimo ridotto 10 W
- ▶ Intensità regolabile con tutti i dimmer (a ritardo di fase e ad anticipo di fase)



230/12V, 50VA
max. 10-50 W
⌀19 ⇄36 ⌀77 mm
EAN 4000870 977361
977.36



VDE Profi Transformer 230/12V



- ▶ Doubled primary connection for several transformers in a single switch
- ▶ Several secondary terminal pairs
- ▶ Max. 50° ambient temperature
- ▶ Suitable for NYM cable
- ▶ Captive strain relief and cap
- ▶ Middle outlet
- ▶ Can be dimmed with all dimmers (phases cut on/off)
- ▶ Doble conexión de primario para varios transformadores en un circuito
- ▶ Varios pares de bornes de secundario
- ▶ Hasta 50° de temperatura ambiente
- ▶ Aptos para cable NYM
- ▶ Capuchón y dispositivo antiaflojamiento imperdible
- ▶ Salida central
- ▶ Regulable con todos los reguladores (de corte o inversión de fases)
- ▶ Doppia connessione primaria per più trasformatori in un circuito
- ▶ Più coppie di morsetti per secondario
- ▶ Per temperature ambiente fino a 50°
- ▶ Adatto per cavi NYM
- ▶ Scarico della trazione e coperchio imperdibili
- ▶ Uscita centrale
- ▶ Intensità regolabile con tutti i dimmer (a ritardo di fase e ad anticipo di fase)



230/12V, 80VA
max. 20-80 W
⌀27 ⇄39 ⌀161 mm
EAN 4000870 977712
977.71

230/12V, 105VA
max. 35-105 W
⌀27 ⇄39 ⌀161 mm
EAN 4000870 977019
977.01



230/12V, 150VA
max. 50-150 W
⌀40 ⇄48 ⌀190 mm
EAN 4000870 977156
977.15

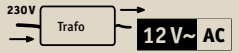


230/12V, 200VA
max. 100-200 W
⌀44 ⇄51 ⌀222 mm
EAN 4000870 977200
977.20

230/12V, 250VA
max. 100-250 W
⌀44 ⇄51 ⌀222 mm
EAN 4000870 977255
977.25



Spice Transformer 230/12V



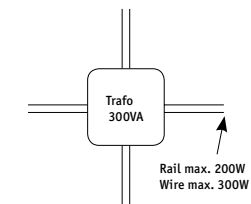
- ☞ Chrome matt ☒ Metal
- ☞ Cromo mate ☒ Metal
- ☞ Cromo opaco ☒ Metallo



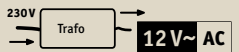
230/12V, 210VA
max. 210 W
⌀80 ⇄205 ⌀205 mm
EAN 4000870 972793
972.79



230/12V, 300VA
max. 300 W
⌀80 ⇄205 ⌀205 mm
EAN 4000870 972786
972.78



ULine Trafo 230/12V



- ☞ Chrome matt ☒ Plastic
- ☞ Cromo mate ☒ Plástico
- ☞ Cromo opaco ☒ Plastica



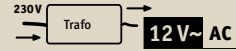
230V, 60VA
max. 60 W
⌀70 ⇄287 ⌀47 mm
EAN 4000870 950500
950.50



230V, 150VA
max. 150 W
⌀101 ⇄177 ⌀110 mm
EAN 4000870 950517
950.51



Toroidal Decorative Transformer 230/12V



- Alu matt Plastic
- Aluminio mate Plástico
- Alluminio opaco Plastica



230/12 V, 150 VA
max. 150 W
∅110 ∅160 mm
EAN 4000870 960394
960.39

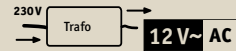
230/12 V, 200 VA
max. 200 W
∅110 ∅160 mm
EAN 4000870 960400
960.40



230/12 V, 300 VA
max. 300 W
∅110 ∅193 mm
EAN 4000870 960417
960.41



Toroidal Decorative Transformer 230/12V



- Chrome Plastic
- Cromo Plástico
- Cromo Plastica



230/12 V, 80 VA
∅86 ∅145 mm
EAN 4000870 979327
979.32 new

230/12 V, 150 VA
∅86 ∅145 mm
EAN 4000870 979419
979.41 new



230/12 V, 150 VA
∅92 ∅174 mm
EAN 4000870 979433
979.43 new

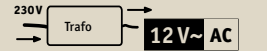


230/12 V, 200 VA
∅100 ∅189 mm
EAN 4000870 979457
979.45 new

230/12 V, 300 VA
∅100 ∅189 mm
EAN 4000870 979464
979.46 new



Halo + LED Trafo




- For halogen and LED
- No minimum load
- Max. 40 W LED / max. 65 W halogen 12 V AC
- Can be dimmed with reverse phase control dimmer

- Para halógeno y LED
- Sin carga mínima
- Máx. 40 W LED / Máx. 65 W halógenos 12 V AC
- Intensidad regulable con reguladores de sección de fase

- Per Halogen e LED
- Senza carico minimo
- Max. 40 W LED / Max. 65 W Halogen 12 V AC
- Intensità regolabile con dimmer a fase interrotta finale



230/12 V, 65 VA
max. 0-65 / LED 0-40 W
∅19 ∅40 ∅123 mm
EAN 4000870 977675
977.67 new



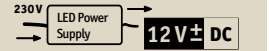
LED ∅ = 383-386
max. 40W



12V ∅ = 416
max. 65W



Power Supply 230/12V DC



- For a wide range of system applications
- For YourLED and YourLED ECO

- Para múltiples aplicaciones
- Para YourLED y YourLED ECO

- Per numerose soluzioni del sistema yourLED
- Particolarmente indicato per l'impiego in ambienti umidi.
- Per YourLED e YourLED ECO

for Stripe
∅ = 180-184/192



for YourLED DecoBeam
∅ = 198



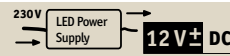
230/12 V, 15 VA
max. 15 W
∅18 ∅125 ∅40 mm
EAN 4000870 701997
701.99




230/12 V, 48 VA
max. 48 W
∅40 ∅135 ∅55 mm
EAN 4000870 702000
702.00



Power Supply 60W 230/12V DC IP65



- ▶ For a wide range of system applications For YourLED and YourLED ECO
- ▶ Especially suitable for use in damp rooms.
- ▶ Para múltiples aplicaciones Para YourLED y YourLED ECO
- ▶ Especialmente indicado para espacios húmedos
- ▶ Per numerose soluzioni del sistema yourLED
- ▶ Particolarmente indicato per l'impiego in ambienti umidi. Per YourLED e YourLED ECO
- ▶ Particolarmente indicato per l'impiego in ambienti umidi.



230/12 V, 60 VA
max. 60 W
∅40 ∅225 ∅60 mm
EAN 4000870 702017
702.01



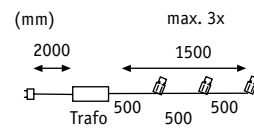
LED Driver 350mA const. 10W max. 35V



- ▶ Driver are specially designed for LED operation
- ▶ 350 mA constant current
- ▶ Las controladoras han sido específicamente diseñadas para el funcionamiento con LEDs
- ▶ 350 mA de corriente constante
- ▶ Driver concepiti appositamente per il funzionamento di LED
- ▶ Corrente costante a 350 mA



230 V, 10 VA
max. 10 W
∅30 ∅50 ∅110 mm
EAN 4000870 975381
975.38



max. 10x 994.70	max. 3x 994.55	max. 3x 925.38	max. 3x 925.40	max. 3x 925.31	max. 3x 925.29
---------------------------	--------------------------	--------------------------	--------------------------	--------------------------	--------------------------

LED-Driver Disc 350mA 9W max. 34V DC



- ▶ Driver are specially designed for LED operation
- ▶ 350 mA constant current
- ▶ Las controladoras han sido específicamente diseñadas para el funcionamiento con LEDs
- ▶ 350 mA de corriente constante
- ▶ Driver concepiti appositamente per il funzionamento di LED
- ▶ Corrente costante a 350 mA



230 V, 9 VA
max. 9 W
∅24 ∅52 mm
EAN 4000870 977385
977.38



Adapter 228	Adapter 229	Adapter 233
-----------------------	-----------------------	-----------------------

LED-Driver Disc 700mA 12W max. 16V DC



- ▶ Driver are specially designed for LED operation
- ▶ 700 mA constant current
- ▶ Las controladoras han sido específicamente diseñadas para el funcionamiento con LEDs
- ▶ 700 mA de corriente constante
- ▶ Driver concepiti appositamente per il funzionamento di LED
- ▶ Corrente costante a 700 mA



230 V, 12 VA
max. 12 W
∅24 ∅52 mm
EAN 4000870 977378
977.37



Adapter 228	Adapter 229	Adapter 233
-----------------------	-----------------------	-----------------------

LED Driver 700mA 3W max. 5V DC



- ▶ Driver are specially designed for LED operation
- ▶ 700 mA constant current
- ▶ Las controladoras han sido específicamente diseñadas para el funcionamiento con LEDs
- ▶ 700 mA de corriente constante
- ▶ Driver concepiti appositamente per il funzionamento di LED
- ▶ Corrente costante a 700 mA

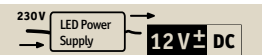


230 V, 3 VA
max. 3 W
∅22 ∅28 ∅38 mm
EAN 4000870 977033
977.03 new



Adapter 228	Adapter 229	Adapter 233
-----------------------	-----------------------	-----------------------

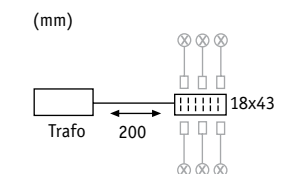
LED Power Supply 12W 230/12V DC



- ▶ Specially designed for LED operation
- ▶ 230 V 50 Hz / 12 V DC
- ▶ Han sido específicamente diseñadas para el funcionamiento con LEDs
- ▶ 230 V 50 Hz / 12 V DC
- ▶ Concepiti appositamente per il funzionamento di LED
- ▶ 230 V 50 Hz / 12 V DC

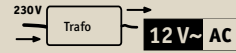


230/12 V, 12 VA
max. 12 W
∅19 ∅39 ∅122 mm
EAN 4000870 987544
987.54



max. 30x 987.72	max. 12x (6x) 987.91 987.56 937.01	max. 8x 988.87 988.63	Connector 988.93
---------------------------	--	---------------------------------	----------------------------

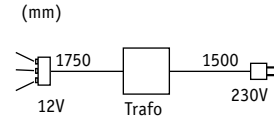
LED Transformer IP44 230/12V AC



- ▶ 230 V 50 Hz / 12 V AC 50 Hz
- ▶ Ideal for the outdoors, IP44
- ▶ 230 V 50 Hz / 12 V AC 50 Hz
- ▶ Ideal para exteriores, IP44
- ▶ 230 V 50 Hz / 12 V AC 50 Hz
- ▶ Ideale per gli esterni, IP44

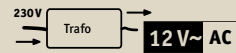


230/12 V, 6 VA
 max. 6 W
 ⌀50 ⇄70 ⇄60 mm
 EAN 4000870 987599
987.59



max. 6x 988.69	max. 6x 988.71	Connector 988.46	max. 3x 988.77	max. 3x 988.76	988.45	937.50

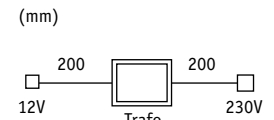
LED Transformer 230/12V AC



- ▶ 230 V 50 Hz / 12 V AC 50 Hz
- ▶ 230 V 50 Hz / 12 V AC 50 Hz
- ▶ 230 V 50 Hz / 12 V AC 50 Hz



230/12 V, 20 VA
 max. 20 W
 ⌀53 ⇄58 ⇄87 mm
 EAN 4000870 977590
977.59



Micro-fuses, triple pack

Fusibles para baja intensidad, pack de 3 unidades
 Fusibili per deboli correnti, confezione da 3 pz.



1000 mA	1250 mA	1600 mA	2000 mA	2500 mA	3150 mA	5000 mA
⌀5 ⇄20 mm EAN 4000870 979198 979.9919	⌀5 ⇄20 mm EAN 4000870 979129 979.12	⌀5 ⇄20 mm EAN 4000870 979297 979.9929	⌀5 ⇄20 mm EAN 4000870 979396 979.9939	⌀5 ⇄20 mm EAN 4000870 007679 979.9979	⌀5 ⇄20 mm EAN 4000870 006412 979.9949	⌀5 ⇄20 mm EAN 4000870 006436 979.9989

Pedal dimmer for filament bulbs

Regulador de luz accionable con el pie para lámparas incandescentes
 Dimmer su supporto per lampade ad incandescenza



220-240 V
 max. 75-500 W
 ⌀100 ⇄65 ⇄32 mm
 EAN 4000870 977040
977.04



ECO Transformer 230/12V



230 V, 80 VA
 max. 20-80 W
 ⌀28 ⇄38 ⇄125 mm
 EAN 4000870 977729
977.72

230 V, 105 VA
 max. 35-105 W
 ⌀28 ⇄38 ⇄125 mm
 EAN 4000870 977026
977.02



230 V, 150 VA
 max. 35-150 W
 ⌀30 ⇄41 ⇄153 mm
 EAN 4000870 977163
977.16



Trafofox

- Black Alu
- Negro Aluminio
- Nero Alluminio



Outdoorbox IP65
 ⌀102 ⇄146 ⇄240 mm
 EAN 4000870 988473
988.47 new



PIR-Sensor

- ▶ Proximity switch for switching on and off the LED stripes and other products
- ▶ Max. 75 W (magnetic transformers)
- ▶ Max. 60 W (electronic load)
- ▶ Max. 250 W (light bulbs)
- ▶ Interruptor de proximidad para encender/apagar regletas LED-stripes y otros productos
- ▶ Máx. 75 W (transformadores magnéticos)
- ▶ Máx. 60 W (carga electrónica)
- ▶ Máx. 250 W (lámparas incandescentes)
- ▶ Interruttori di prossimità per accensione/spengimento delle strisce di LED e di altri prodotti
- ▶ Max. 75 W (trasformatori magnetici)
- ▶ Max. 60 W (carico elettronico)
- ▶ Max. 250 W (lampadine a incandescenza)

230 V
 max. 60 W
 ⌀19 ⌀17,5 ⇄85 ⇄36 mm
 EAN 4000870 704516
704.51 new

- White Plastic
- Blanco Plástico
- Bianco Plastica



The lamp range

El surtido de luminarias

L'assortimento di lampadine



The Paulmann lamp assortment encompasses all technologies for homelike interiors.

The inventor of decorative lamps offers a wide range of shapes, colours and decors for every taste.

- ▶ The light of today – LED bulbs from Paulmann
- ▶ Long service life and ready for the future – energy-saving bulbs from Paulmann
- ▶ Simply brilliant – 12 V halogen lamps from Paulmann
- ▶ Homelike light with high-voltage halogen lamps
- ▶ Decorated lamps from Paulmann – all shapes, many colours
- ▶ Classical conventional light bulbs

El surtido de luminarias de Paulmann abarca todas las tecnologías de interiores. El inventor de las luminarias decorativas ofrece formas, colores y motivos para todos los gustos.

- ▶ La luz de hoy – Luminarias de LEDs de Paulmann
- ▶ Longevas y con vista al futuro – lámparas de bajo consumo de Paulmann
- ▶ Sencillamente brillantes – lámparas halógenas de 12 V de Paulmann
- ▶ Luz acogedora para el hogar con luminarias halógenas de alta tensión
- ▶ Lámparas decoradas de Paulmann – todas las formas y muchos colores
- ▶ Las clásicas bombillas tradicionales

L'assortimento di lampadine Paulmann comprende tutte le tecniche per offrire spazi confortevoli.

Gli inventori delle lampadine decorative vi offrono diverse forme, colori e decorazioni per tutti i gusti.

- ▶ La luce di oggi – Lampadine a LED Paulmann
- ▶ Lunga durata e futuro sicuro - lampade a risparmio energetico Paulmann
- ▶ Semplicemente brillanti – lampadine alogene da 12 V Paulmann
- ▶ Ambiente confortevole con lampadine alogene ad alto voltaggio
- ▶ Lampadine decorate Paulmann – tutte le forme e tanti colori
- ▶ Lampadine a incandescenza classiche convenzionali

LED – for everyone, the perfect light! – Exchange now and save!

LED – La luz adecuada para cada cual – ¡Cambie ahora y ahorre!

LED – la luce giusta per ognuno di voi! – Cambiate ora e risparmiate!

Savings example Ejemplo de ahorro Esempio di risparmio		LED	Energy Saver	Halogen 230 V
Energy savings ¹⁾ Ahorro de energía ¹⁾ Risparmio energetico ¹⁾	0%	80%	80%	25%
Saved electricity costs per year ^{2) 3)} Ahorro en coste energético anual ^{2) 3)} Risparmio energetico annuale ^{2) 3)}	–	200,- 	200,- 	60,-
Service life ³⁾ Vida útil ³⁾ Durata utile ³⁾	1.000 h	10.000 h – 25.000 h	5.000 h – 8.000 h	2.000 h
Number of new acquisitions ⁴⁾ Número de nuevas compras ⁴⁾ Numero di nuovi acquisti ⁴⁾				

¹⁾ Compared to a conventional light bulb

²⁾ Example: 3-person household with conventional light sources, power consumption total of 1000 W. Price of the kilowatt hour (kWh) 0.25 €

³⁾ At an average 2½ hours lit per day

⁴⁾ Long lifetime = few new acquisitions

¹⁾ Frente a lámparas incandescentes normales

²⁾ Ejemplo: hogar de 3 personas con la iluminación habitual, consumo total de energía de 1000 W. Precio del kilovatio por hora (Kwh) 0,25 €

³⁾ Con un encendido medio diario de 2½ horas

⁴⁾ Larga vida útil = menos compras

¹⁾ Rispetto a una lampadina a incandescenza tradizionale

²⁾ Esempio: famiglia di 3 persone con lampadine tradizionali: consumo complessivo 1000 W. Prezzo per kilowattora (Kwh) 0,25 €

³⁾ Per un uso quotidiano medio di 2½ h

⁴⁾ Lunga durata di vita = meno nuovi acquisti



281.42

□ = 393



E27



E14



GU10

281.44

□ = 387



281.46

□ = 384



GU5,3

12V lamps can be dimmed with conventional reverse phase control dimmers. Take into account hereby the minimum load for electronic transformers and dimmers as well as the power consumption of the LED bulb.

Conventional transformers can be used with no restrictions.

Las lámparas de 12 V son regulables con los reductores de corte de FIN de fase disponibles en los comercios. Tenga en cuenta la carga mínima en transformadores y reguladores electrónicos, así como el consumo energético de la luminaria de LED.

Los transformadores convencionales se pueden usar sin limitación.

Le lampadine da 12V sono regolabili con dimmer a fase interrotta finale disponibili in commercio. Prestare attenzione al carico minimo per trasformatori e dimmer e alla potenza assorbita delle lampadine LED.

I trasformatori tradizionali non hanno limiti di utilizzo.

230V lamps can be dimmed with conventional phase control dimmers.

Las lámparas de 230 V son regulables con los reductores de corte de INICIO de fase disponibles en los comercios.

Le lampadine da 230V sono regolabili con dimmer a ritardo di fase disponibili in commercio.

LED bulbs

Medio de iluminación LED

Mezzi d'illuminazione a LED

383 LED 12V
387 LED 230V



Paulmann EcoSystems

LED

Energy savings ¹⁾
Ahorro de energía ¹⁾
Risparmio energetico ¹⁾

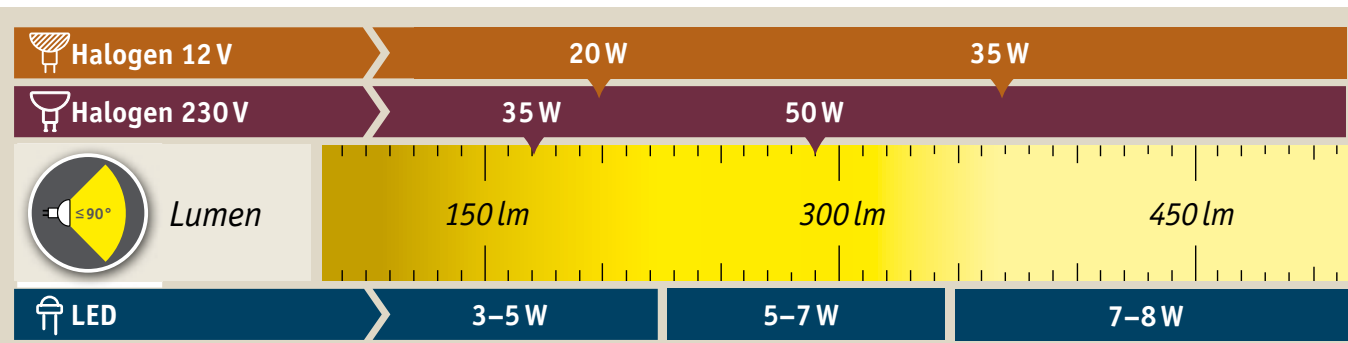
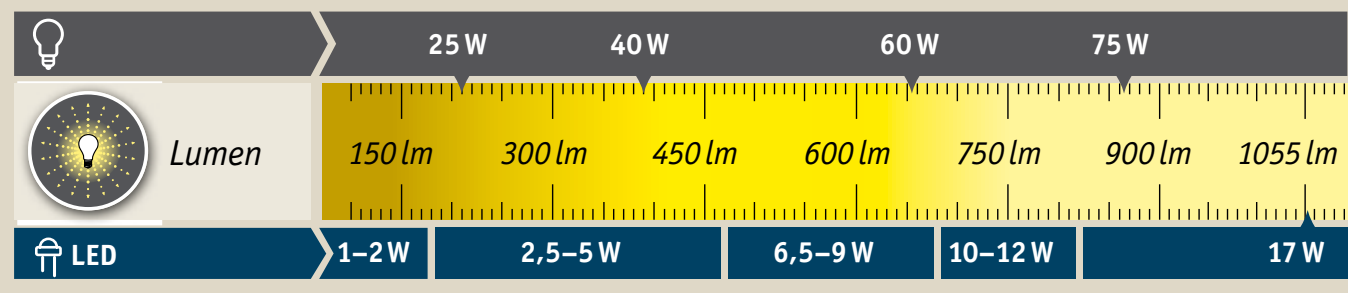
10.000 h – 25.000 h

Dimming function is model specific
Regulable según modelo
Intensità regolabile a seconda del modello

warm neutral cold
cálido neutro frío
caldo neutro freddo



www.paulmann.com/lamp-guide/all



☐ = 448-449



Warm white Blanco cálido Bianco caldo

W	Base	∅ mm	∓ mm	Class	lm	cd	Beam	K	Life	ON/OFF	Pack	EAN	Price
1,3	G4	22	31	A++	90			2700	15.000	50000	10	4000870 282878	new 282.87



Warm white Blanco cálido Bianco caldo

W	Base	∅ mm	∓ mm	Class	lm	cd	Beam	K	Life	ON/OFF	Pack	EAN	Price
2,5	G4	30	42	A+	180			2700	15.000	50000	10	4000870 282755	new 282.75



Warm white Blanco cálido Bianco caldo

W	Base	∅ mm	∓ mm	Class	lm	cd	Beam	K	Life	ON/OFF	Pack	EAN	Price
1	G4	15	31	A++	85			3000	10.000	40000	10	4000870 280911	280.91



Warm white Blanco cálido Bianco caldo

W	Base	∅ mm	∓ mm	Class	lm	cd	Beam	K	Life	ON/OFF	Pack	EAN	Price
2,5	G4	15	42	A+	170			2700	15.000	50000	10	4000870 282762	new 282.76



Warm white Blanco cálido Bianco caldo


W	Base	∅ mm	∓ mm	Class	lm	cd	Beam	K	Life	ON/OFF	Pack	EAN	Price
2,5	GY6,35	15	38	A+	170			2700	15.000	50000	10	4000870 282779	new 282.77



Warm white Blanco cálido Bianco caldo

W	Base	∅ mm	∓ mm	Class	lm /90°	cd	Beam	K	Life	ON/OFF	Pack	EAN	Price
4	GU4	35	40	A	200	550	30°	2700	15.000	50000	10	4000870 282601	new 282.60


S5VA



Warm white Blanco cálido Bianco caldo R, C

W	⊖	∅ mm	↑ mm	□	lm /90°	cd	↘	K	⌚	ON/OFF	📦	EAN	📄
7	GU5,3	51	48	A	420	1200	35°	2700	25.000	50000	10	4000870 282564	✓


S8VA **new 282.56**



Warm white Blanco cálido Bianco caldo R, C

W	⊖	∅ mm	↑ mm	□	lm /90°	cd	↘	K	⌚	ON/OFF	📦	EAN	📄
7	GU5,3	51	48	A	310	1000	35°	2700	25.000	50000	10	4000870 282567	✓


S8VA **new 282.55**



Warm white Blanco cálido Bianco caldo

W	⊖	∅ mm	↑ mm	□	lm /90°	cd	↘	K	⌚	ON/OFF	📦	EAN	📄
5	GU5,3	51	52	A	220	1000	24°	2700	20.000	50000	10	4000870 282366	✓


S7VA **new 282.36**



Warm white Blanco cálido Bianco caldo

W	⊖	∅ mm	↑ mm	□	lm /90°	cd	↘	K	⌚	ON/OFF	📦	EAN	📄
8	GU5,3	51	52	A	434	1200	35°	2700	20.000	50000	10	4000870 282373	✓


S9VA **new 282.37**



Daylight Luz día Luce giorno

W	⊖	∅ mm	↑ mm	□	lm /90°	cd	↘	K	⌚	ON/OFF	📦	EAN	📄
8	GU5,3	51	52	A	470	1100	35°	6500	20.000	50000	10	4000870 282489	✓


S9VA **new 282.48**



Warm white Blanco cálido Bianco caldo R, C

W	⊖	∅ mm	↑ mm	□	lm /90°	cd	↘	K	⌚	ON/OFF	📦	EAN	📄
6	GU5,3	51	48	A	290	1500	25°	3000	25.000	120000	10	4000870 281468	✓

S7VA **281.46**





Warm white Blanco cálido Bianco caldo

W	⊖	∅ mm	↑ mm	□	lm /90°	cd	↘	K	⌚	ON/OFF	📦	EAN	📄
4	GU5,3	51	50	A	140	640	25°	3000	15.000	60000	10	4000870 281567	✓
5	GU5,3	51	50	A	270	1200	25°	3000	15.000	60000	10	4000870 281574	✓

S5VA **281.56**


S8VA **281.57**

Warm white Blanco cálido Bianco caldo

W	⊖	∅ mm	↑ mm	□	lm /90°	cd	↘	K	⌚	ON/OFF	📦	EAN	📄
4	GU5,3	51	50		210	750	25°	3000	25.000	120000	10	4000870 281352	✓


Maxiflood S8,5VA **281.35**



Warm white Blanco cálido Bianco caldo

W	⊖	∅ mm	↑ mm	□	lm /90°	cd	↘	K	⌚	ON/OFF	📦	EAN	📄
1	GU5,3	51	45	A*	35	170	20°	3000	10.000	10000	10	4000870 280492	✓



280.49



Daylight Luz día Luce giorno

W	⊖	∅ mm	↑ mm	□	lm /90°	cd	↘	K	⌚	ON/OFF	📦	EAN	📄
1	GU5,3	51	45	A*	35	170	20°	6500	10.000	10000	10	4000870 280003	✓



280.00

Gold Oro Oro iF DECO

W	⊖	∅ mm	↑ mm	□	lm /90°	cd	↘	K	⌚	ON/OFF	📦	EAN	📄
5	GU5,3	51	48		150		30°		15.000		10	4000870 281840	✓







new 281.84














Ice blue Ice blue Ice blue iF DECO


W	⊖	∅ mm	↑ mm	□	lm /90°	cd	↘	K	⌚	ON/OFF	📦	EAN	📄
5,5	GU5,3	51	48		230		30°		15.000		10	4000870 282151	✓


new 282.15


	Red Rojo Rosso												
W	θ	ø mm	h mm	□	lm	cd	α	K	⌚	ON/OFF	📦	EAN	📄
2,8	GU5,3	51	52		100		25°		20.000		10	4000870 282496	✓
S4 VA													
	Green Verde Verde												
W	θ	ø mm	h mm	□	lm	cd	α	K	⌚	ON/OFF	📦	EAN	📄
3,5	GU5,3	51	52		200		25°		20.000		10	4000870 282519	✓
S4 VA													
	Blue Azul Blu												
W	θ	ø mm	h mm	□	lm	cd	α	K	⌚	ON/OFF	📦	EAN	📄
3,5	GU5,3	51	52		40		25°		20.000		10	4000870 282502	✓
S4 VA													


	Red Rojo Rosso												
W	θ	ø mm	h mm	□	lm	cd	α	K	⌚	ON/OFF	📦	EAN	📄
1	GU5,3	51	45		18		20°		10.000		10	4000870 280027	✓
280.02													
	Yellow Amarillo Giallo												
W	θ	ø mm	h mm	□	lm	cd	α	K	⌚	ON/OFF	📦	EAN	📄
1	GU5,3	51	45		21		20°		10.000		10	4000870 280034	✓
280.03													
	Green Verde Verde												
W	θ	ø mm	h mm	□	lm	cd	α	K	⌚	ON/OFF	📦	EAN	📄
1	GU5,3	51	45		29		20°		10.000		10	4000870 280041	✓
280.04													
	Blue Azul Blu												
W	θ	ø mm	h mm	□	lm	cd	α	K	⌚	ON/OFF	📦	EAN	📄
1	GU5,3	51	45		18		20°		10.000		10	4000870 280058	✓
280.05													


	Multicolor Multicolor Multicolore												
W	θ	ø mm	h mm	□	lm	cd	α	K	⌚	ON/OFF	📦	EAN	📄
1	GU5,3	51	45				15°		10.000		10	4000870 280010	✓
280.01													


	Warm white Blanco cálido Bianco caldo												
W	θ	↔ mm	h mm	□	lm _{/120°}	cd	α	K	⌚	ON/OFF	📦	EAN	📄
2	GU5,3	51	45		70	30	110°	3000	30.000	100000	10	4000870 281383	✓
Hexa S2,5 VA													




	Warm white Blanco cálido Bianco caldo												
W	θ	↔ mm	h mm	□	lm _{/120°}	cd	α	K	⌚	ON/OFF	📦	EAN	📄
1,5	GU5,3	37	45		50	20	110°	3000	30.000	100000	10	4000870 281376	✓
Quadro S2 VA													




	Warm white Blanco cálido Bianco caldo												
W	θ	ø mm	h mm	□	lm	cd	α	K	⌚	ON/OFF	📦	EAN	📄
1,5	G9	18	45	A++	100			2700	15.000	50000	10	4000870 281796	✓
new 281.79													




	Warm white Blanco cálido Bianco caldo												
W	θ	ø mm	h mm	□	lm	cd	α	K	⌚	ON/OFF	📦	EAN	📄
2	G9	18	54	A++	180			2700	15.000	50000	10	4000870 282274	✓
new 282.27													

	Warm white Blanco cálido Bianco caldo												
W	θ	ø mm	h mm	□	lm	cd	α	K	⌚	ON/OFF	📦	EAN	📄
3	G9	30	75	A++	250			3000	15.000	50000	10	4000870 281123	✓
281.12													

	Warm white Blanco cálido Bianco caldo												
W	θ	ø mm	h mm	□	lm	cd	α	K	⌚	ON/OFF	📦	EAN	📄
3	GU10	30	70	A++	250			2700	15.000	100000	10	4000870 282243	✓
new 282.24													

	Warm white Blanco cálido Bianco caldo												
W	θ	ø mm	h mm	□	lm _{/90°}	cd	α	K	⌚	ON/OFF	📦	EAN	📄
7	GU10	51	55	A	320	800	38°	2700	25.000	50000	10	4000870 281963	✓
new 281.96													

	Warm white Blanco cálido Bianco caldo												
W	θ	ø mm	h mm	□	lm _{/90°}	cd	α	K	⌚	ON/OFF	📦	EAN	📄
7	GU10	51	55	A*	430	1100	35°	2700	25.000	50000	10	4000870 282069	✓
new 282.06													


	Warm white Blanco cálido Bianco caldo												
W	θ	ø mm	h mm	□	lm _{/90°}	cd	α	K	⌚	ON/OFF	📦	EAN	📄
4	GU10	51	55	A	200	700	25°	3000	25.000	100000	10	4000870 281444	✓
281.44													
W	θ	ø mm	h mm	□	lm _{/90°}	cd	α	K	⌚	ON/OFF	📦	EAN	📄
5	GU10	51	55	A*	270	1200	25°	3000	25.000	100000	10	4000870 281451	✓
281.45													

Warm white Blanco cálido Bianco caldo

W	⊖	∅ mm	↑ mm	□	lm/90°	cd	↘	K	⌚	ON/OFF	📦	EAN	📄	
3,5	GU10	51	55	A	140	560	25°	3000	15.000	60000	10	4000870 281536	✓	281.53
4	GU10	51	55	A	150	800	25°	3000	15.000	60000	10	4000870 281543	✓	281.54

Warm white Blanco cálido Bianco caldo

W	⊖	∅ mm	↑ mm	□	lm/90°	cd	↘	K	⌚	ON/OFF	📦	EAN	📄	
4	GU10	51	55	A*	230	960	25°	3000	15.000	60000	10	4000870 281550	✓	281.55



Warm white Blanco cálido Bianco caldo

W	⊖	∅ mm	↑ mm	□	lm/90°	cd	↘	K	⌚	ON/OFF	📦	EAN	📄	
3 W	GU10	51	52	A*	250	450	45°	2700	15.000	50000	10	4000870 282854	✓	new 282.85

Warm white/Soft opal Blanco cálido/Softopal Bianco caldo/Opale tenue

W	⊖	∅ mm	↑ mm	□	lm	cd	↘	K	⌚	ON/OFF	📦	EAN	📄	
3,5	GZ10	51	53	A*	250			2700	15.000	50000	10	4000870 281871	✓	new 281.87

Maxiflood

Warm white/Soft opal Blanco cálido/Softopal Bianco caldo/Opale tenue

W	⊖	∅ mm	↑ mm	□	lm	cd	↘	K	⌚	ON/OFF	📦	EAN	📄	
3,5	GU10	51	53	A*	250			2700	15.000	50000	10	4000870 282861	✓	new 282.86

Maxiflood

Warm white Blanco cálido Bianco caldo

W	⊖	∅ mm	↑ mm	□	lm/90°	cd	↘	K	⌚	ON/OFF	📦	EAN	📄	
4	GU10	51	54	A	240	750	25°	3000	25.000	120000	10	4000870 281345	✓	281.34

Maxiflood

Warm white Blanco cálido Bianco caldo

W	⊖	∅ mm	↑ mm	□	lm/90°	cd	↘	K	⌚	ON/OFF	📦	EAN	📄	
1	GU10	51	55	A*	35	150	20°	3000	10.000	10000	10	4000870 280485	✓	280.48

Daylight Luz día Luce giorno

W	⊖	∅ mm	↑ mm	□	lm/90°	cd	↘	K	⌚	ON/OFF	📦	EAN	📄	
1	GU10	51	55	A*	35	170	20°	6500	10.000	10000	10	4000870 280119	✓	280.11

Warm white Blanco cálido Bianco caldo

W	⊖	∅ mm	↑ mm	□	lm/90°	cd	↘	K	⌚	ON/OFF	📦	EAN	📄	
7,5	GU10	51	57	A	430	1100	35°	2700	20.000	50000	10	4000870 282335	✓	new 282.33

Daylight Luz día Luce giorno

W	⊖	∅ mm	↑ mm	□	lm/90°	cd	↘	K	⌚	ON/OFF	📦	EAN	📄	
7,5	GU10	51	57	A*	470	1000	35°	6500	20.000	50000	10	4000870 282465	✓	new 282.46

Warm white Blanco cálido Bianco caldo

W	⊖	∅ mm	↑ mm	□	lm/90°	cd	↘	K	⌚	ON/OFF	📦	EAN	📄	
3,5	GU10	51	53	A*	200	800	24°	2700	20.000	50000	10	4000870 282199	✓	new 282.19

Warm white Blanco cálido Bianco caldo

W	⊖	∅ mm	↑ mm	□	lm/120°	cd	↘	K	⌚	ON/OFF	📦	EAN	📄	
3	GU10	51	57	A*	135	65	100°	2700	20.000	50000	10	4000870 282328	✓	new 282.32

Daylight Luz día Luce giorno

W	⊖	∅ mm	↑ mm	□	lm/120°	cd	↘	K	⌚	ON/OFF	📦	EAN	📄	
3	GU10	51	56	A*	150	70	100°	6500	20.000	50000	10	4000870 282472	✓	new 282.47

Warm white Blanco cálido Bianco caldo



W	⊖	∅ mm	↑ mm	□	lm/90°	cd	↘	K	⌚	ON/OFF	📦	EAN	📄	
4,5	GU10	51	53	A	230	550	38°	2700	20.000	50000	10	4000870 282724	✓	new 282.72

Neutral white Blanco neutro Bianco neutro

W	⊖	∅ mm	↑ mm	□	lm/90°	cd	↘	K	⌚	ON/OFF	📦	EAN	📄	
4,5	GU10	51	53	A	230	550	38°	4000	20.000	50000	10	4000870 282731	✓	new 282.73

Daylight Luz día Luce giorno



W	⊖	∅ mm	↑ mm	□	lm/90°	cd	↘	K	⌚	ON/OFF	📦	EAN	📄	
4,5	GU10	51	53	A*	250	600	38°	6500	20.000	50000	10	4000870 282748	✓	new 282.74

Gold Oro Oro

W	⊖	∅ mm	↑ mm	□	lm _{/90°}	cd	↘	K	⌚	ON/OFF	📦	EAN	📄
5	GU10	50	57		170		30°		15.000		10	4000870 281833	✓



new 281.83

Rosé Rosada Rosato

W	⊖	∅ mm	↑ mm	□	lm _{/90°}	cd	↘	K	⌚	ON/OFF	📦	EAN	📄
5	GU10	50	57		160		30°		15.000		10	4000870 281864	✓



new 281.86

Ice blue Ice blue Ice blue

W	⊖	∅ mm	↑ mm	□	lm _{/90°}	cd	↘	K	⌚	ON/OFF	📦	EAN	📄
5	GU10	50	56		250		30°		15.000		10	4000870 282144	✓


new 282.14

Blacklight Luz negra Luce nera

W	⊖	∅ mm	↑ mm	□	lm _{/120°}	cd	↘	K	⌚	ON/OFF	📦	EAN	📄
4,5	GU10	50	57				100°		15.000		10	4000870 282168	✓


new 282.16



Red Rojo Rosso

W	⊖	∅ mm	↑ mm	□	lm	cd	↘	K	⌚	ON/OFF	📦	EAN	📄
2,8	GU10	51	53		100		25°		20.000		10	4000870 282526	✓


new 282.52



Green Verde Verde

W	⊖	∅ mm	↑ mm	□	lm	cd	↘	K	⌚	ON/OFF	📦	EAN	📄
3,5	GU10	51	53		200		25°		20.000		10	4000870 282540	✓


new 282.54



Blue Azul Blu

W	⊖	∅ mm	↑ mm	□	lm	cd	↘	K	⌚	ON/OFF	📦	EAN	📄
3,5	GU10	51	53		40		25°		20.000		10	4000870 282533	✓


new 282.53



Red Rojo Rosso

W	⊖	∅ mm	↑ mm	□	lm _{/90°}	cd	↘	K	⌚	ON/OFF	📦	EAN	📄
1	GU10	51	55		18		20°		10.000		10	4000870 280072	✓


280.07



Yellow Amarillo Giallo

W	⊖	∅ mm	↑ mm	□	lm _{/90°}	cd	↘	K	⌚	ON/OFF	📦	EAN	📄
1	GU10	51	52				20°		10.000		10	4000870 280089	✓


280.08



Green Verde Verde

W	⊖	∅ mm	↑ mm	□	lm	cd	↘	K	⌚	ON/OFF	📦	EAN	📄
1	GU10	51	52				20°		10.000		10	4000870 280096	✓


280.09



Blue Azul Blu

W	⊖	∅ mm	↑ mm	□	lm	cd	↘	K	⌚	ON/OFF	📦	EAN	📄
1	GU10	51	52		18		20°		10.000		10	4000870 280102	✓


280.10



Multicolor Multicolor Multicolore

W	⊖	∅ mm	↑ mm	□	lm _{/90°}	cd	↘	K	⌚	ON/OFF	📦	EAN	📄
1	GU10	51	52				20°		10.000		10	4000870 280133	✓

280.13



QPAR 111

Warm white Blanco cálido Bianco caldo

W	⊖	∅ mm	↑ mm	□	lm	cd	↘	K	⌚	ON/OFF	📦	EAN	📄
11	GU10	110	80	A	590	1900	25°	2700	20.000	50000	10	4000870 282847	✓

new 282.84



Warm white Blanco cálido Bianco caldo

W	Base	ø mm	h mm	Shape	lm/120°	cd	Beam	K	Life	ON/OFF	Dimmable	EAN	Price
4	GX53	75	33	A	210	65	120°	3000	30.000	120000	4	4000870 281314	281.31
7	GX53	75	42	A	350	136	120°	3000	30.000	120000	4	4000870 281338	281.33



R63

Warm white Blanco cálido Bianco caldo

W	Base	ø mm	h mm	Shape	lm/90°	cd	Beam	K	Life	ON/OFF	Dimmable	EAN	Price
5	E27	63	103	A*	286	850	30°	3000	15.000	60000	6	4000870 281611	281.61



R63

Warm white Blanco cálido Bianco caldo

W	Base	ø mm	h mm	Shape	lm/90°	cd	Beam	K	Life	ON/OFF	Dimmable	EAN	Price
6	E27	63	102	A	345	1500	24°	2700	20.000	50000	6	4000870 282397	new 282.39



R63

Rosé Rosada Rosato

W	Base	ø mm	h mm	Shape	lm/90°	cd	Beam	K	Life	ON/OFF	Dimmable	EAN	Price
6	E27	63	103		180		30°		15.000		6	4000870 281857	new 281.85



R63

Blacklight Luz negra Luce nera

W	Base	ø mm	h mm	Shape	lm/120°	cd	Beam	K	Life	ON/OFF	Dimmable	EAN	Price
5	E27	63	102				100°		15.000		6	4000870 282182	new 282.18



R50

Warm white Blanco cálido Bianco caldo

W	Base	ø mm	h mm	Shape	lm/90°	cd	Beam	K	Life	ON/OFF	Dimmable	EAN	Price
4,5	E14	50	85	A	225	800	24°	2700	20.000	50000	8	4000870 282380	new 282.38



Warm white Blanco cálido Bianco caldo



W	Base	ø mm	h mm	Shape	lm	cd	Beam	K	Life	ON/OFF	Dimmable	EAN	Price
17	E27	60	120	A	1055			2700	25.000	100000	6	4000870 282236	new 282.23



Warmdimm

Warm tone Luz cálida Tonalita calda



W	Base	ø mm	h mm	Shape	lm	cd	Beam	K	Life	ON/OFF	Dimmable	EAN	Price
7	E27	60	111	A*	470			2000-3000	25.000	50000	6	4000870 282250	new 282.25
11	E27	66	126	A*	806			2000-3000	25.000	50000	6	4000870 282267	new 282.26



Daylight Luz día Luce giorno



W	Base	ø mm	h mm	Shape	lm	cd	Beam	K	Life	ON/OFF	Dimmable	EAN	Price
11	E27	66	127	A*	806			6500	25.000	50000	6	4000870 282014	new 282.01



Warm white Blanco cálido Bianco caldo



W	Base	ø mm	h mm	Shape	lm	cd	Beam	K	Life	ON/OFF	Dimmable	EAN	Price
6,5	E27	60	110	A*	470			2700	25.000	50000	6	4000870 282595	new 282.59
8	E27	60	110	A	500			3000	25.000	100000	6	4000870 281413	281.41
11	E27	66	130	A*	820			3000	25.000	100000	6	4000870 281420	281.42
11	E27	60	110	A*	806			2700	25.000	50000	6	4000870 282571	new 282.57



Warm white Blanco cálido Bianco caldo



W	Base	ø mm	h mm	Shape	lm	cd	Beam	K	Life	ON/OFF	Dimmable	EAN	Price
7	E27	60	114	A*	470		360°	2700	15.000	50000	10	4000870 282212	new 282.21
10	E27	60	114	A*	806		360°	2700	15.000	50000	10	4000870 282229	new 282.22



Warm white Blanco cálido Bianco caldo

W	⊖	∅ mm	↑ mm	□	lm	cd	↖	K	⌚	ON/OFF	📦	EAN	✓	
7	E27	60	115	A	470			3000	15.000	60000	6	4000870 281505	✓	281.50
10	E27	67	130	A	680			3000	15.000	60000	6	4000870 281512	✓	281.51



Warm white Blanco cálido Bianco caldo

W	⊖	∅ mm	↑ mm	□	lm	cd	↖	K	⌚	ON/OFF	📦	EAN	✓	
6,5	E27	60	110	A+	470			2700	15.000	50000	20	4000870 281680	✓	281.68
11	E27	60	110	A	806			2700	15.000	50000	20	4000870 281697	✓	281.69



Clear/Warm white Claro/Blanco cálido Chiaro/Bianco caldo

W	⊖	∅ mm	↑ mm	□	lm	cd	↖	K	⌚	ON/OFF	📦	EAN	✓	
3	E27	60	111	A+	250			3000	30.000	120000	6	4000870 281024	✓	281.02
3	E27	60	111		200			3000	30.000	120000	6	4000870 281031	✓	281.03



Daylight Luz día Luce giorno

W	⊖	∅ mm	↑ mm	□	lm	cd	↖	K	⌚	ON/OFF	📦	EAN	✓	
1	E27	60	110		55			6500	10.000	40000	6	4000870 280225	✓	280.22



Warm white Blanco cálido Bianco caldo

W	⊖	∅ mm	↑ mm	□	lm	cd	↖	K	⌚	ON/OFF	📦	EAN	✓	
6,5	E27	60	110	A+	470			2700	20.000	50000	6	4000870 282281	✓	new 282.28
11	E27	60	110	A	806			2700	20.000	50000	6	4000870 282298	✓	new 282.29



Daylight Luz día Luce giorno

W	⊖	∅ mm	↑ mm	□	lm	cd	↖	K	⌚	ON/OFF	📦	EAN	✓	
7	E27	60	110	A+	470			6500	20.000	50000	6	4000870 282441	✓	new 282.44
11	E27	60	110	A+	806			6500	20.000	50000	6	4000870 282458	✓	new 282.45



Clear/Warm white Claro/Blanco cálido Chiaro/Bianco caldo

W	⊖	∅ mm	↑ mm	□	lm	cd	↖	K	⌚	ON/OFF	📦	EAN	✓	
3	E27	55	94	A+	260			2700	15.000	50000	6	4000870 281888	✓	new 281.88





Warm white Blanco cálido Bianco caldo

W	⊖	∅ mm	↑ mm	□	lm	cd	↖	K	⌚	ON/OFF	📦	EAN	✓	
3	E27	55	91	A+	250			2700	15.000	50000	6	4000870 282717	✓	new 282.71



Warm white/Satin Blanco cálido/Satinada Bianco caldo/Satinato



W	⊖	∅ mm	↑ mm	□	lm	cd	↖	K	⌚	ON/OFF	📦	EAN	✓	
5	E27	60	110	A+	470			2700	15.000	50000	6	4000870 282786	✓	new 282.78

Gold Light

Gold Oro Oro

W	⊖	∅ mm	↑ mm	□	lm	cd	↗	K	⌚	ON/OFF	Ⓜ	EAN	✓	new
7	E27	60	112		230				15.000		6	4000870 281802	✓	281.80

Ice Blue

Ice blue Ice blue Ice blue



W	⊖	∅ mm	↑ mm	□	lm	cd	↗	K	⌚	ON/OFF	Ⓜ	EAN	✓	new
7	E27	60	111		300				15.000		6	4000870 282137	✓	282.13




Black Light

Blacklight Luz negra Luce nera



W	⊖	∅ mm	↑ mm	□	lm	cd	↗	K	⌚	ON/OFF	Ⓜ	EAN	✓	new
5	E27	60	110						15.000		6	4000870 282175	✓	282.17

Multi Color



Multicolor Multicolor Multicolore

W	⊖	∅ mm	↑ mm	□	lm	cd	↗	K	⌚	ON/OFF	Ⓜ	EAN	✓	new
5	E27	60	113						30.000	15000	6	4000870 280713	✓	280.71



Crown mirror silver Cupula espejo plata Testina a specchio argentato

W	⊖	∅ mm	↑ mm	□	lm	cd	↗	K	⌚	ON/OFF	Ⓜ	EAN	✓	new
2	E27	55	94	A*	120			2700	15.000	50000	6	4000870 282830	✓	282.83


Warm white Blanco cálido Bianco caldo

W	⊖	∅ mm	↑ mm	□	lm	cd	↗	K	⌚	ON/OFF	Ⓜ	EAN	✓	new
5	E14	35	105	A*	300			3000	25.000	100000	8	4000870 281475	✓	281.47


Warm white Blanco cálido Bianco caldo

W	⊖	∅ mm	↑ mm	□	lm	cd	↗	K	⌚	ON/OFF	Ⓜ	EAN	✓	new
6,5	E14	36	104	A*	470			2700	25.000	50000	8	4000870 282083	✓	282.08




Warm white Blanco cálido Bianco caldo

W	⊖	∅ mm	↑ mm	□	lm	cd	↗	K	⌚	ON/OFF	Ⓜ	EAN	✓	new
4	E14	35	105	A*	220			3000	15.000	60000	8	4000870 281581	✓	281.58
5	E14	35	105	A*	300			3000	15.000	60000	8	4000870 281598	✓	281.59




Clear/Warm white Claro/Blanco cálido Chiaro/Bianco caldo

W	⊖	∅ mm	↑ mm	□	lm	cd	↗	K	⌚	ON/OFF	Ⓜ	EAN	✓	new
2,6	E14	41	120		200			3000	30.000	120000	8	4000870 281093	✓	281.09
3	E14	41	120		250			3000	30.000	120000	8	4000870 281086	✓	281.08



Warm white Blanco cálido Bianco caldo

W	⊖	∅ mm	↑ mm	□	lm	cd	↗	K	⌚	ON/OFF	Ⓜ	EAN	✓	new
3,6	E14	35	101	A*	250			2700	20.000	50000	8	4000870 282342	✓	282.34



Warm white Blanco cálido Bianco caldo

W	⊖	∅ mm	↑ mm	□	lm	cd	↗	K	⌚	ON/OFF	Ⓜ	EAN	✓	new
6,5	E14	35	112	A*	470			2700	20.000	50000	8	4000870 282359	✓	282.35



Warm white Blanco cálido Bianco caldo

W	⊖	∅ mm	↑ mm	□	lm	cd	↔	K	⌚	ON/OFF	📦	EAN	☑	new
2,5	E14	35	105	A*	200			2700	15.000	50000	8	4000870 282663	✓	282.66



Clear/Warm white Claro/Blanco cálido Chiaro/Bianco caldo

W	⊖	∅ mm	↑ mm	□	lm	cd	↔	K	⌚	ON/OFF	📦	EAN	☑	new
2,5	E14	35	105	A*	200			2700	15.000	50000	8	4000870 282618	✓	282.61



Clear Claro Chiaro

W	⊖	∅ mm	↑ mm	□	lm	cd	↔	K	⌚	ON/OFF	📦	EAN	☑	
2,5	E14	35	105	A*	200			2700	15.000	15000	8	4000870 281727	✓	281.72



Gold Oro Oro

W	⊖	∅ mm	↑ mm	□	lm	cd	↔	K	⌚	ON/OFF	📦	EAN	☑	new
4	E14	35	104		130			15.000			8	4000870 281826	✓	281.82



Gold Light



Gold Oro Oro

W	⊖	∅ mm	↑ mm	□	lm	cd	↔	K	⌚	ON/OFF	📦	EAN	☑	
2,5	E14	35	105		180			2600	15.000	15000	8	4000870 281734	✓	281.73



Gold kroko-ice Kroko - malla ambar Kraklè dorato

W	⊖	∅ mm	↑ mm	□	lm	cd	↔	K	⌚	ON/OFF	📦	EAN	☑	
2,5	E14	35	105		180			2600	15.000	15000	8	4000870 281741	✓	281.74



Clear Claro Chiaro

W	⊖	∅ mm	↑ mm	□	lm	cd	↔	K	⌚	ON/OFF	📦	EAN	☑	
2,5	E14	35	126	A*	200			2700	15.000	15000	8	4000870 281703	✓	281.70



Satin Satinada Satinato

W	⊖	∅ mm	↑ mm	□	lm	cd	↔	K	⌚	ON/OFF	📦	EAN	☑	
2,5	E14	35	126	A*	200			2700	15.000	15000	8	4000870 281710	✓	281.71



Warm white Blanco cálido Bianco caldo



W	⊖	∅ mm	↑ mm	□	lm	cd	↗	K	⌚	ON/OFF	⊞	EAN	✓	
8	E27	80	115	A	430			3000	25.000	100000	5	4000870 281437	✓	281.43
12	E27	80	118	A	806			2700	25.000	50000	5	4000870 281925	✓	new 281.92



Warm white Blanco cálido Bianco caldo

W	⊖	∅ mm	↑ mm	□	lm	cd	↗	K	⌚	ON/OFF	⊞	EAN	✓	
7	E27	80	117	A	380			3000	15.000	60000	5	4000870 281529	✓	281.52
9	E27	80	118	A*	680			2700	20.000	50000	5	4000870 281970	✓	new 281.97



Warm white/Opal Blanco cálido/Opal Bianco caldo/Opale

W	⊖	∅ mm	↑ mm	□	lm	cd	↗	K	⌚	ON/OFF	⊞	EAN	✓	
5	E27	80	118	A*	470			2700	15.000	50000	5	4000870 282809	✓	new 282.80



Warm white/Satin Blanco cálido/Satinada Bianco caldo/Satinato

W	⊖	∅ mm	↑ mm	□	lm	cd	↗	K	⌚	ON/OFF	⊞	EAN	✓	
5	E27	80	118	A*	470			2700	15.000	50000	5	4000870 282793	✓	new 282.79



Warm white Blanco cálido Bianco caldo

W	⊖	∅ mm	↑ mm	□	lm	cd	↗	K	⌚	ON/OFF	⊞	EAN	✓	
3,6	E27	60	99	A*	250			2700	20.000	50000	6	4000870 282304	✓	new 282.30
7	E27	60	99	A*	470			2700	20.000	50000	6	4000870 282311	✓	new 282.31



Opal Opal Opale

W	⊖	∅ mm	↑ mm	□	lm	cd	↗	K	⌚	ON/OFF	⊞	EAN	✓	
2,5	E27	60	91	A*	190			2700	15.000	15000	6	4000870 281772	✓	281.77



Opal Opal Opale

W	⊖	∅ mm	↑ mm	□	lm	cd	↗	K	⌚	ON/OFF	⊞	EAN	✓	
2,5	E14	60	97	A*	190			2700	15.000	15000	6	4000870 281789	✓	281.78



Warm white Blanco cálido Bianco caldo

W	⊖	∅ mm	↑ mm	□	lm	cd	↗	K	⌚	ON/OFF	⊞	EAN	✓	
2,5	E27	60	91	A*	200			2700	15.000	50000	6	4000870 282700	✓	new 282.70



Warm white Blanco cálido Bianco caldo

W	⊖	∅ mm	↑ mm	□	lm	cd	↗	K	⌚	ON/OFF	⊞	EAN	✓	
2,5	E14	60	97	A*	200			2700	15.000	50000	6	4000870 282694	✓	new 282.69



Clear/Warm white Claro/Blanco cálido Chiaro/Bianco caldo

W	⊖	∅ mm	↑ mm	□	lm	cd	↗	K	⌚	ON/OFF	⊞	EAN	✓	
2,5	E27	60	91	A*	200			2700	15.000	50000	8	4000870 282656	✓	new 282.65



Clear/Warm white Claro/Blanco cálido Chiaro/Bianco caldo

W	⊖	∅ mm	↑ mm	□	lm	cd	↗	K	⌚	ON/OFF	⊞	EAN	✓	
2,5	E14	60	97	A*	200			2700	15.000	50000	8	4000870 282649	✓	new 282.64





Crown mirror silver Cupula espejo plata Testina a specchio argentato

W	⊖	∅ mm	↑ mm	□	lm	cd	↗	K	⌚	ON/OFF	⊞	EAN	✓	
2,5	E27	60	91	A*	160			2700	15.000	50000	6	4000870 282823	✓	new 282.82





Opal Opal Opale


W	⊖	∅ mm	↑ mm	□	lm	cd	↗	K	⌚	ON/OFF	⊞	EAN	✓	
2	E27	50	97		75			3000	30.000	120000	8	4000870 281079	✓	281.07

 Warm white Blanco cálido Bianco caldo 


W	⊖	∅ mm	↑ mm	□	lm	cd	↗	K	⌚	ON/OFF	📦	EAN	📄	
5	E27	45	77	A*	350			3000	25.000	100000	8	4000870 281499	✓	281.49
6,5	E27	45	77	A*	470			2700	25.000	50000	8	4000870 282106	✓	new 282.10

 Warm white Blanco cálido Bianco caldo 


W	⊖	∅ mm	↑ mm	□	lm	cd	↗	K	⌚	ON/OFF	📦	EAN	📄	
5	E14	45	80	A*	350			3000	25.000	100000	8	4000870 281482	✓	281.48
6,5	E14	45	80	A*	470			2700	25.000	50000	8	4000870 282090	✓	new 282.09

 Warm white Blanco cálido Bianco caldo


W	⊖	∅ mm	↑ mm	□	lm	cd	↗	K	⌚	ON/OFF	📦	EAN	📄	
4	E27	45	78	A	200			3000	15.000	60000	8	4000870 281635	✓	281.63
5	E27	45	78	A*	340			3000	15.000	60000	8	4000870 281659	✓	281.65

 Warm white Blanco cálido Bianco caldo


W	⊖	∅ mm	↑ mm	□	lm	cd	↗	K	⌚	ON/OFF	📦	EAN	📄	
4	E14	45	80	A	200			3000	15.000	60000	8	4000870 281628	✓	281.62
5	E14	45	80	A*	340			3000	15.000	60000	8	4000870 281642	✓	281.64

 Opal Opal Opale


W	⊖	∅ mm	↑ mm	□	lm	cd	↗	K	⌚	ON/OFF	📦	EAN	📄	
2,5	E27	45	75	A*	190			2700	15.000	15000	8	4000870 281765	✓	281.76

 Opal Opal Opale


W	⊖	∅ mm	↑ mm	□	lm	cd	↗	K	⌚	ON/OFF	📦	EAN	📄	
2,5	E14	45	81	A*	190			2700	15.000	15000	8	4000870 281758	✓	281.75

 Daylight Luz día Luce giorno


W	⊖	∅ mm	↑ mm	□	lm	cd	↗	K	⌚	ON/OFF	📦	EAN	📄	
0,6	E27	45	74		20			6000	15.000	15000	8	4000870 280300	✓	280.30

 Warm white Blanco cálido Bianco caldo


W	⊖	∅ mm	↑ mm	□	lm	cd	↗	K	⌚	ON/OFF	📦	EAN	📄	
6,5	E27	45	79	A*	470			2700	20.000	50000	8	4000870 282434	✓	new 282.43

 Warm white Blanco cálido Bianco caldo


W	⊖	∅ mm	↑ mm	□	lm	cd	↗	K	⌚	ON/OFF	📦	EAN	📄	
6,5	E14	45	79	A*	470			2700	20.000	50000	8	4000870 282427	✓	new 282.42

 Warm white Blanco cálido Bianco caldo


W	⊖	∅ mm	↑ mm	□	lm	cd	↗	K	⌚	ON/OFF	📦	EAN	📄	
3,6	E27	45	78	A*	250			2700	20.000	50000	8	4000870 282410	✓	new 282.41

 Warm white Blanco cálido Bianco caldo


W	⊖	∅ mm	↑ mm	□	lm	cd	↗	K	⌚	ON/OFF	📦	EAN	📄	
3,6	E14	45	78	A*	250			2700	20.000	50000	8	4000870 282403	✓	new 282.40

 Warm white Blanco cálido Bianco caldo


W	⊖	∅ mm	↑ mm	□	lm	cd	↗	K	⌚	ON/OFF	📦	EAN	📄	
2,5	E27	45	75	A*	200			2700	15.000	50000	8	4000870 282687	✓	new 282.68

 Warm white Blanco cálido Bianco caldo


W	⊖	∅ mm	↑ mm	□	lm	cd	↗	K	⌚	ON/OFF	📦	EAN	📄	
2,5	E14	45	81	A*	200			2700	15.000	50000	8	4000870 282670	✓	new 282.67

 Clear/Warm white Claro/Blanco cálido Chiaro/Bianco caldo

W	⊖	∅ mm	↑ mm	□	lm	cd	↗	K	⌚	ON/OFF	📦	EAN	📄	
2,5	E27	45	75	A*	200			2700	15.000	50000	8	4000870 282632	✓	new 282.63


 Clear/Warm white Claro/Blanco cálido Chiaro/Bianco caldo

W	⊖	∅ mm	↑ mm	□	lm	cd	↗	K	⌚	ON/OFF	📦	EAN	📄	
2,5	E14	45	81	A*	200			2700	15.000	50000	8	4000870 282625	✓	new 282.62




Gold Oro Oro

W	Base	ø mm	h mm	lm	cd	Beam	K	Life	ON/OFF	Dimmable	EAN	Price
4	E14	45	80	130			15.000	15.000	8	4000870 281819	new 281.81	




Crown mirror silver Cupula espejo plata Testina a specchio argentato

W	Base	ø mm	h mm	lm	cd	Beam	K	Life	ON/OFF	Dimmable	EAN	Price
2,5	E14	45	81	A*	130		2700	15.000	50000	8	4000870 282816	new 282.81




Warm white Blanco cálido Bianco caldo

W	Base	ø mm	h mm	lm	cd	Beam	K	Life	ON/OFF	Dimmable	EAN	Price
1	E14	21	60	50			3000	30.000	10	4000870 281109	281.10	




Daylight Luz día Luce giorno

W	Base	ø mm	h mm	lm	cd	Beam	K	Life	ON/OFF	Dimmable	EAN	Price
1	E14	21	60	50			6500	30.000	10	4000870 281116	281.11	



Neutral white Blanco neutro Bianco neutro

W	Base	ø mm	h mm	lm	cd	Beam	K	Life	ON/OFF	Dimmable	EAN	Price
12	R7s	48	118	A*	850		4000	15.000	50000	10	4000870 282113	new 282.11



Warm white Blanco cálido Bianco caldo

W	Base	ø mm	h mm	lm	cd	Beam	K	Life	ON/OFF	Dimmable	EAN	Price
12	R7s	48	118	A	806		2700	15.000	50000	10	4000870 282120	new 282.12

Energy-saving/fluorescent bulbs
Lámparas fluorescentes/de bajo consumo
Lampade a risparmio energetico/lampade fluorescenti


406 Energy-saving lamps
Lámparas ahorro de energía
Lampade a risparmio energetico

413 Fluorescent lights
Lámparas fluorescentes
Lampade fluorescenti



Paulmann EcoSystems


Energy Saver



energy savings¹⁾
Ahorro de energía¹⁾
Risparmio energetico¹⁾



5.000 h – 8.000 h



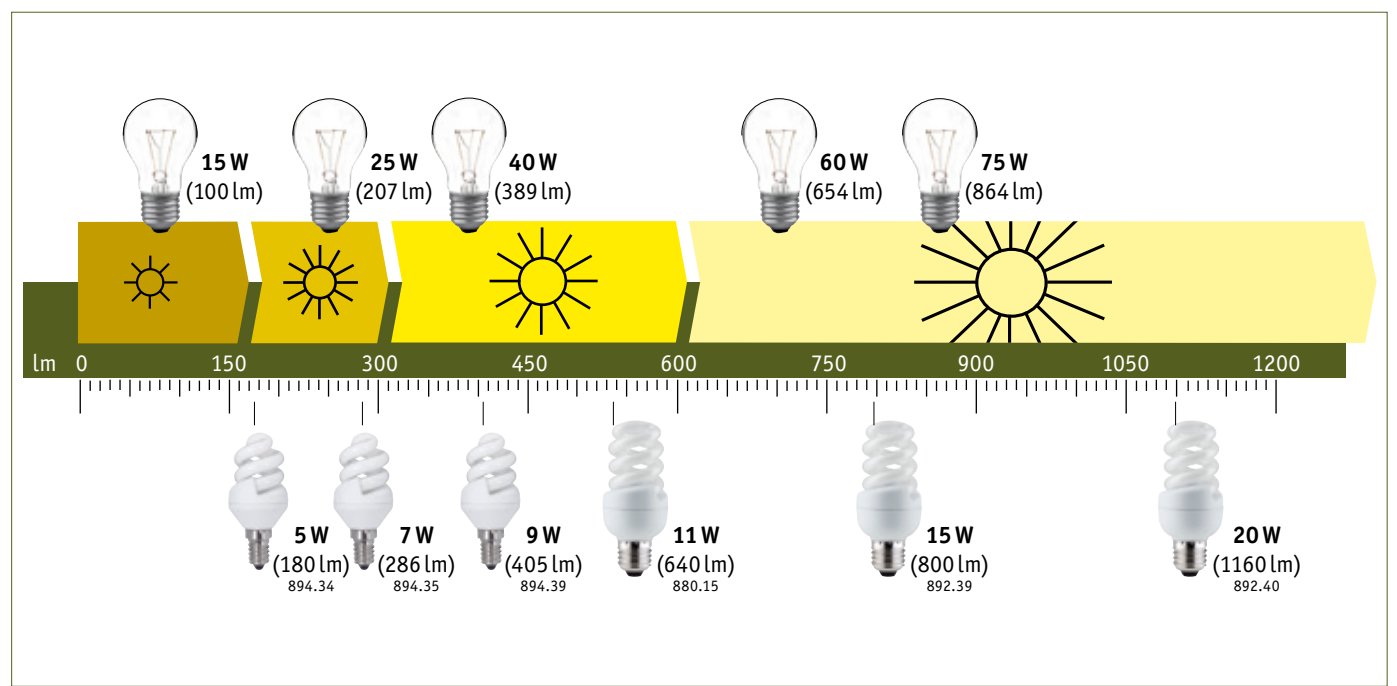
Cannot be dimmed
No regulable
Intensità non variabile



warm
cálido
caldo

neutral
neutro

cold
frío
freddo



¹⁾ Compared to a conventional bulb frente a lámparas incandescentes normales rispetto a una lampadina a incandescenza tradizionale



Warm white Blanco cálido Bianco caldo

W	⊖	∅ mm	↑ mm	□	lm	cd	↔	K	⌚	ON/OFF	📦	EAN	✓	
23	E27	118	175	A	1400			2700	8.000	30000	3	4000870 883198	✓	883.19



Warm white Blanco cálido Bianco caldo

W	⊖	∅ mm	↑ mm	□	lm	cd	↔	K	⌚	ON/OFF	📦	EAN	✓	
20	E27	95	128	A	1248			2700	8.000	30000	4	4000870 883211	✓	883.21



Warm white Blanco cálido Bianco caldo

W	⊖	∅ mm	↑ mm	□	lm	cd	↔	K	⌚	ON/OFF	📦	EAN	✓	
15	E27	95	130	A	850			2700	8.000	30000	4	4000870 893142	✓	893.14



Warm white Blanco cálido Bianco caldo

W	⊖	∅ mm	↑ mm	□	lm	cd	↔	K	⌚	ON/OFF	📦	EAN	✓	
11	E27	60	111	A	560			2700	8.000	30000	6	4000870 883136	✓	883.13



Warm white Blanco cálido Bianco caldo

W	⊖	∅ mm	↑ mm	□	lm	cd	↔	K	⌚	ON/OFF	📦	EAN	✓	
11	E14	60	109	A	560			2700	8.000	30000	6	4000870 883112	✓	883.11



Warm white Blanco cálido Bianco caldo

W	⊖	∅ mm	↑ mm	□	lm	cd	↔	K	⌚	ON/OFF	📦	EAN	✓	
15	E27	60	120	A	800			2700	8.000	30000	6	4000870 883273	✓	883.27



Warm white Blanco cálido Bianco caldo

W	⊖	∅ mm	↑ mm	□	lm	cd	↔	K	⌚	ON/OFF	📦	EAN	✓	
7	E27	45	95	A	313			2700	8.000	30000	8	4000870 883280	✓	883.28



Warm white Blanco cálido Bianco caldo

W	⊖	∅ mm	↑ mm	□	lm	cd	↔	K	⌚	ON/OFF	📦	EAN	✓	
7	E14	45	91	A	313			2700	8.000	30000	8	4000870 883297	✓	883.29



Warm white Blanco cálido Bianco caldo

W	⊖	∅ mm	↑ mm	□	lm	cd	↔	K	⌚	ON/OFF	📦	EAN	✓	
7	E14	45	91	A	313			2700	8.000	30000	8	4000870 883310	✓	883.31



Satin Satinada Satinato

W	⊖	∅ mm	↑ mm	□	lm	cd	↔	K	⌚	ON/OFF	📦	EAN	✓	
10	E27	100	140	A	565			2700	8.000	30000	4	4000870 880562	✓	880.56




Gold kroko-ice Kroko - malla ambar Kraklè dorato

W	⊖	∅ mm	↑ mm	□	lm	cd	↔	K	⌚	ON/OFF	📦	EAN	✓	
10	E27	100	140	B	436			2500	8.000	30000	4	4000870 880579	✓	880.57



Deco Pipe

Warm white Blanco cálido Bianco caldo



W	⊖	∅ mm	↑ mm	□	lm	cd	↔	K	⌚	ON/OFF	📦	EAN	📄	
7	E27	38	126	B	266			2700	8.000	10000	8	4000870 894071	✓	894.07
11	E27	38	140	A	550			2700	8.000	30000	8	4000870 894118	✓	894.11



Warm white Blanco cálido Bianco caldo

W	⊖	∅ mm	↑ mm	□	lm	cd	↔	K	⌚	ON/OFF	📦	EAN	📄	
5	E14	38	124	B	163			2700	8.000	10000	8	4000870 894057	✓	894.05
9	E14	38	143	A	405			2700	8.000	30000	8	4000870 894095	✓	894.09



Warm white Blanco cálido Bianco caldo

W	⊖	∅ mm	↑ mm	□	lm	cd	↔	K	⌚	ON/OFF	📦	EAN	📄	
11	E27	38	180	B	496			2700	8.000	10000	8	4000870 894217	✓	894.21



Warm white Blanco cálido Bianco caldo

W	⊖	∅ mm	↑ mm	□	lm	cd	↔	K	⌚	ON/OFF	📦	EAN	📄	
9	E14	38	182	A	460			2700	8.000	30000	8	4000870 894194	✓	894.19



Warm white Blanco cálido Bianco caldo

W	⊖	∅ mm	↑ mm	□	lm	cd	↔	K	⌚	ON/OFF	📦	EAN	📄	
5	E14	30	114	B	163			2700	8.000	10000	8	4000870 894378	✓	894.37



Warm white Blanco cálido Bianco caldo

W	⊖	∅ mm	↑ mm	□	lm	cd	↔	K	⌚	ON/OFF	📦	EAN	📄	
9	E14	38	116	A	490			2700	8.000	30000	8	4000870 880876	✓	880.87



Satin Satinada Satinato

W	⊖	∅ mm	↑ mm	□	lm	cd	↔	K	⌚	ON/OFF	📦	EAN	📄	
7	E14	37	125	B	266			2700	8.000	10000	8	4000870 883327	✓	883.32



Warm white Blanco cálido Bianco caldo

W	⊖	∅ mm	↑ mm	□	lm	cd	↔	K	⌚	ON/OFF	📦	EAN	📄	
11	E27	50	103	A	550			2700	8.000	30000	6	4000870 890110	✓	890.11



Warm white Blanco cálido Bianco caldo

W	⊖	∅ mm	↑ mm	□	lm	cd	↔	K	⌚	ON/OFF	📦	EAN	📄	
20	E27	65	140	A	1250			2700	8.000	30000	5	4000870 890202	✓	890.20



Crown mirror silver Cupula espejo plata Testina a specchio argentato

W	⊖	∅ mm	↑ mm	□	lm	cd	↔	K	⌚	ON/OFF	📦	EAN	📄	
9	E27	60	112		377			2700	8.000		6	4000870 880791	✓	880.79



Warm white Blanco cálido Bianco caldo

W	⊖	∅ mm	↑ mm	□	lm	cd	↘	K	⌚	ON/OFF	📦	EAN	🔍
10	E14	30	146	A	546			2700	8.000	30000	8	4000870 882221	✓ 882.22



Warm white Blanco cálido Bianco caldo

W	⊖	∅ mm	↑ mm	□	lm	cd	↘	K	⌚	ON/OFF	📦	EAN	🔍
10	GU10	30	145	A	546			2700	8.000	30000	8	4000870 883389	✓ 883.38



R63

Warm white Blanco cálido Bianco caldo

W	⊖	∅ mm	↑ mm	□	lm _{90°}	cd	↘	K	⌚	ON/OFF	📦	EAN	🔍
7	E27	63	124		125	30	80°	2700	10.000		6	4000870 892466	✓ 892.46




Warm white Blanco cálido Bianco caldo

W	⊖	∅ mm	↑ mm	□	lm	cd	↘	K	⌚	ON/OFF	📦	EAN	🔍
7	GU10	30	89	A	334			2700	8.000	30000	8	4000870 860021	✓ 860.02



Warm white Blanco cálido Bianco caldo

W	⊖	∅ mm	↑ mm	□	lm	cd	↘	K	⌚	ON/OFF	📦	EAN	🔍
7	GX53	75	26	B	230		100°	2700	10.000	30000	4	4000870 885147	✓ 885.14
9	GX53	75	26	B	320		100°	2700	10.000	30000	4	4000870 883235	✓ 883.23



Warm white Blanco cálido Bianco caldo

W	⊖	∅ mm	↑ mm	□	lm	cd	↘	K	⌚	ON/OFF	📦	EAN	🔍
9	E14	38	130	A	490			2700	8.000	30000	8	4000870 860076	✓ 860.07



Warm white Blanco cálido Bianco caldo

W	⊖	∅ mm	↑ mm	□	lm	cd	↘	K	⌚	ON/OFF	📦	EAN	🔍
5	E27	37	80	A	250			2700	10.000	30000	8	4000870 880128	✓ 880.12
7	E27	38	92	A	286			2700	10.000	10000	8	4000870 880135	✓ 880.13
9	E27	37	100	A	513			2700	10.000	30000	8	4000870 880142	✓ 880.14



Warm white Blanco cálido Bianco caldo

W	⊖	∅ mm	↑ mm	□	lm	cd	↘	K	⌚	ON/OFF	📦	EAN	🔍
11	E27	48	108	A	650			2700	10.000	30000	8	4000870 880159	✓ 880.15
15	E27	48	119	A	950			2700	10.000	30000	8	4000870 892398	✓ 892.39
20	E27	48	130	A	1200			2700	10.000	30000	8	4000870 892404	✓ 892.40



Warm white Blanco cálido Bianco caldo

W	⊖	∅ mm	↑ mm	□	lm	cd	↘	K	⌚	ON/OFF	📦	EAN	🔍
5	E14	38	87	A	180			2700	10.000	10000	8	4000870 894347	✓ 894.34
7	E14	37	96	A	420			2700	10.000	30000	8	4000870 894354	✓ 894.35
9	E14	37	104	A	500			2700	10.000	30000	8	4000870 894392	✓ 894.39



Neutral white Blanco neutro Bianco neutro

W	⊖	∅ mm	↑ mm	□	lm	cd	↘	K	⌚	ON/OFF	📦	EAN	🔍
15	E27	49	120	A	800			4000	10.000	10000	8	4000870 860267	✓ 860.26



Neutral white Blanco neutro Bianco neutro

W	⊖	∅ mm	↑ mm	□	lm	cd	↘	K	⌚	ON/OFF	📦	EAN	🔍
11	E14	49	105	A	540			4000	10.000	10000	8	4000870 860250	✓ 860.25



Warm white Blanco cálido Bianco caldo

W	⊖	∅ mm	↑ mm	□	lm	cd	↖	K	⌚	ON/OFF	📦	EAN	📄
11	E14	42	129	A	535			2700	8.000	10000	8	4000870 894361	✓



Warm white Blanco cálido Bianco caldo

W	⊖	∅ mm	↑ mm	□	lm	cd	↖	K	⌚	ON/OFF	📦	EAN	📄
9	G9	30	108	A	468			2700	8.000	30000	8	4000870 880548	✓



Red Rojo Rosso

W	⊖	∅ mm	↑ mm	□	lm	cd	↖	K	⌚	ON/OFF	📦	EAN	📄
15	E27	48	122						10.000		1	4000870 880883	✓



Green Verde Verde

W	⊖	∅ mm	↑ mm	□	lm	cd	↖	K	⌚	ON/OFF	📦	EAN	📄
15	E27	48	122						10.000		1	4000870 880890	✓



Blue Azul Blu

W	⊖	∅ mm	↑ mm	□	lm	cd	↖	K	⌚	ON/OFF	📦	EAN	📄
15	E27	48	122						10.000		1	4000870 880906	✓



Warm white Blanco cálido Bianco caldo

W	⊖	∅ mm	↑ mm	□	lm	cd	↖	K	⌚	ON/OFF	📦	EAN	📄
16	GR8		135	A	1056			2700	8.000		6	4000870 887165	✓



Neutral white Blanco neutro Bianco neutro

W	⊖	∅ mm	↑ mm	□	lm	cd	↖	K	⌚	ON/OFF	📦	EAN	📄
36	2G11	44	411	A	2916			4200	8.000		10	4000870 881309	✓



Warm white Blanco cálido Bianco caldo

W	⊖	∅ mm	↑ mm	□	lm	cd	↖	K	⌚	ON/OFF	📦	EAN	📄
36	2G13	26	600	A*	3350			3000	8.000		6	4000870 884454	✓



T5

Warm white Blanco cálido Bianco caldo

W	⊖	∅ mm	↑ mm	□	lm	cd	↖	K	⌚	ON/OFF	📦	EAN	📄
22	2GX13	16		A	1720			2700	12.000		1	4000870 884485	✓
40	2GX13	16		A	3550			2700	12.000		1	4000870 884478	✓
55	2GX13	16		B	4125			2700	12.000		1	4000870 884461	✓



T9


Warm white Blanco cálido Bianco caldo

W	⊖	∅ mm	↑ mm	□	lm	cd	↖	K	⌚	ON/OFF	📦	EAN	📄
32	G10q	30		B	2250			2700	8.000		1	4000870 884324	✓
40	G10q	30		B	2800			2700	8.000		1	4000870 884409	✓



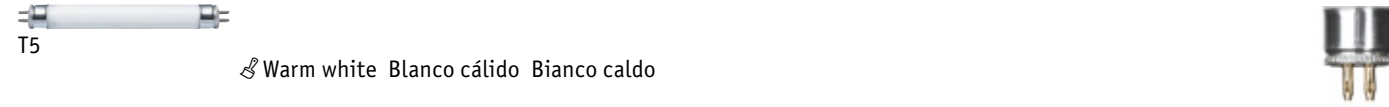
Warm white Blanco cálido Bianco caldo

W	⊖	∅ mm	↑ mm	□	lm	cd	↖	K	⌚	ON/OFF	📦	EAN	📄
24	E27	227	98	A	1445			2700	8.000	10000	1	4000870 860038	✓



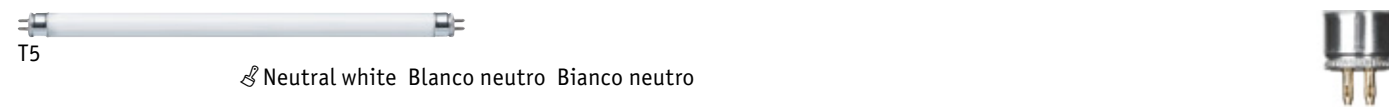
Warm white Blanco cálido Bianco caldo

W	⊖	∅ mm	↑ mm	□	lm	color	K	⌚	ON/OFF	📦	EAN	📄	Price
14	G5	16	560	A	1204	827	2700	12.000	10	4000870 884492	✓	884.49	
21	G5	16	864	A	1950	827	2700	12.000	10	4000870 884522	✓	884.52	
28	G5	16	1163	A	2640	827	2700	12.000	10	4000870 884515	✓	884.51	
39	G5	16	864	B	3081	827	2700	12.000	10	4000870 884508	✓	884.50	



Warm white Blanco cálido Bianco caldo

W	⊖	∅ mm	↑ mm	□	lm	color	K	⌚	ON/OFF	📦	EAN	📄	Price
4	G5	16	148	A	170	830	3000	5.000	10	4000870 885048	✓	885.04	
6	G5	16	226	A	320	830	3000	5.000	10	4000870 885062	✓	885.06	
8	G5	16	301	A	480	830	3000	5.000	10	4000870 885086	✓	885.08	
13	G5	16	530	A	950	830	3000	5.000	10	4000870 885130	✓	885.13	



Neutral white Blanco neutro Bianco neutro

W	⊖	∅ mm	↑ mm	□	lm	color	K	⌚	ON/OFF	📦	EAN	📄	Price
8	G5	16	301	A	440	840	4000	5.000	10	4000870 885604	✓	885.60	
13	G5	16	530	A	950	840	4000	5.000	10	4000870 885611	✓	885.61	
14	G5	16	560	A*	1205	840	4000	10.000	10	4000870 885635	✓	885.63	
21	G5	16	864	A*	1890	840	4000	10.000	10	4000870 885628	✓	885.62	
35	G5	16	1463	A	3310	840	4000	10.000	10	4000870 885642	✓	885.64	



Warm white Blanco cálido Bianco caldo

W	⊖	∅ mm	↑ mm	□	lm	color	K	⌚	ON/OFF	📦	EAN	📄	Price
15	G13	26	451	B	963	827	2700	8.000	10	4000870 885154	✓	885.15	
18	G13	26	604	A	1350	827	2700	8.000	10	4000870 885215	✓	885.21	
30	G13	26	910	A	2400	827	2700	8.000	10	4000870 885451	✓	885.45	
36	G13	26	1214	A*	3348	827	2700	8.000	10	4000870 885499	✓	885.49	
58	G13	26	1515	A	5220	827	2700	8.000	10	4000870 885536	✓	885.53	



Neutral white Blanco neutro Bianco neutro

W	⊖	∅ mm	↑ mm	□	lm	color	K	⌚	ON/OFF	📦	EAN	📄	Price
18	G13	26	604	A	1350	840	4000	8.000	10	4000870 885413	✓	885.41	
30	G13	26	910	A	2400	840	4000	8.000	10	4000870 885208	✓	885.20	
36	G13	26	1214	A*	3348	840	4000	8.000	10	4000870 885505	✓	885.50	
58	G13	26	1515	A	5167	840	4000	8.000	10	4000870 885543	✓	885.54	



Daylight Luz día Luce giorno

W	⊖	∅ mm	↑ mm	□	lm	color	K	⌚	ON/OFF	📦	EAN	📄	Price
18	G13	26	604	A	1215	865	6500	8.000	10	4000870 885192	✓	885.19	
30	G13	26	910	A	2160	865	6500	8.000	10	4000870 885444	✓	885.44	
36	G13	26	1214	A	3013	865	6500	8.000	10	4000870 885369	✓	885.36	
58	G13	26	1515	A	4698	865	6500	8.000	10	4000870 885581	✓	885.58	



Starter Universal

max. 2x4-65 W
 ↑39 ∅20 mm
 EAN 4000870 884843
884.84

- White Plastic
- Blanco Plástico
- Bianco Plastica



Starter Tandem/Duo

max. 2x4-22 W
 ↑39 ∅20 mm
 EAN 4000870 884249
884.24

- White Plastic
- Blanco Plástico
- Bianco Plastica

Halogen lamps 12V

Lámparas halógenas de 12V

Lampade alogene da 12V

417 Halogen capsules
Portalámparas
Zoccolo ad innesto

418 Reflector lights GU4
Lámparas reflectoras GU4
Lampade a riflettore GU4

420 Reflector lights GU5,3
Lámparas reflectoras GU5,3
Lampade a riflettore GU5,3

Paulmann
EcoSystems

Halogen 12V



energy savings¹⁾
Ahorro de energía¹⁾
Risparmio energetico¹⁾



3.000 h²⁾



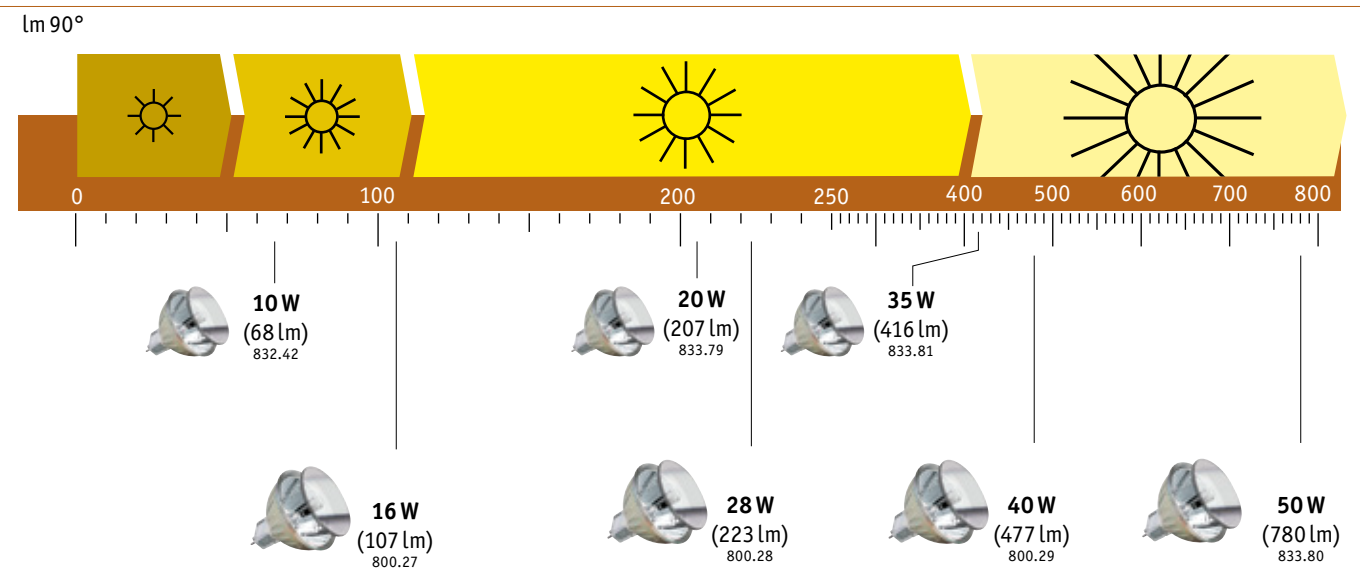
Natural light
Luz natural
Luce naturale



Savings with dimming
Intensité variable économique
Sparen door dimmen



warm
cálido
caldo



¹⁾ Compared to a conventional bulb frente a lámparas incandescentes normales rispetto a una lampadina a incandescenza tradizionale

²⁾ Supplemental extension through dimming Prolongación adicional mediante dimming Ulteriore prolungamento mediante la variazione dell'intensità



Lower power consumption, the same brightness Menor consumo de corriente, igual luminosidad Meno consumo elettrico, luminosità invariata

Clear Claro Chiaro

W	Base	ø mm	h mm	Shape	lm	cd	Beam	K	Life	ON/OFF	Dimm.	Box	EAN	Check	Price
2x5	G4	9 mm	33	C	45			2900	2.000	8000	10	4000870 831212	✓	831.21	
2x8	G4	8 mm	33	C	100			2900	5.000	20000	10	4000870 800218	✓	800.21	
2x10	G4	9 mm	33	C	95			2900	2.000	8000	10	4000870 831151	✓	831.15	
* 2x16	G4	8 mm	33	C	255			2900	5.000	20000	10	4000870 800225	✓	800.22	
2x20	G4	9 mm	33	C	254			2900	2.000	8000	10	4000870 831175	✓	831.17	
2x35	G4	9 mm	33	C	532			2900	2.000	8000	10	4000870 800348	✓	800.34	



Satin Satinada Satinato

W	Base	ø mm	h mm	Shape	lm	cd	Beam	K	Life	ON/OFF	Dimm.	Box	EAN	Check	Price
2x5	G4	9 mm	33	B	54			2900	2.000	8000	10	4000870 831144	✓	831.14	



Gold Oro Oro

W	Base	ø mm	h mm	Shape	lm	cd	Beam	K	Life	ON/OFF	Dimm.	Box	EAN	Check	Price
2x10	G4	9 mm	33	C	95			2300	2.000	8000	10	4000870 831076	✓	831.07	
2x20	G4	9 mm	33		254			2300	2.000	8000	10	4000870 831083	✓	831.08	



Clear Claro Chiaro

W	Base	ø mm	h mm	Shape	lm	cd	Beam	K	Life	ON/OFF	Dimm.	Box	EAN	Check	Price
2x20	GY6,35	12	44	C	254			2900	2.000	8000	10	4000870 831168	✓	831.16	
* 2x28	GY6,35	10	40	C	520			2900	5.000	20000	10	4000870 800232	✓	800.23	
2x35	GY6,35	12	44	C	532			2900	2.000	8000	10	4000870 831182	✓	831.18	
* 2x40	GY6,35	10	40	C	730			2900	5.000	20000	10	4000870 800249	✓	800.24	
2x50	GY6,35	12	44		834			2900	2.000	8000	10	4000870 831199	✓	831.19	



Gold Oro Oro

W	Base	ø mm	h mm	Shape	lm	cd	Beam	K	Life	ON/OFF	Dimm.	Box	EAN	Check	Price
2x35	GY6,35	12	44		590			2300	2.000	8000	10	4000870 831090	✓	831.09	



Silver Plateada Argentato



W	⊖	∅ mm	↑ mm	□	lm/90°	cd	↘	K	⌚	ON/OFF	⊞	EAN	✓	
2x10	GU4	35	35	C	52	240	30°	2900	2.000	8000	10	4000870 838242	✓	838.24
2x16	GU4	35	35		109	700	30°	2900	5.000		10	4000870 800256	✓	800.25
2x20	GU4	35	35	B	201	700	30°	2900	2.000	8000	10	4000870 838334	✓	838.33
2x28	GU4	35	35		163	1500	30°	2900	5.000		10	4000870 800263	✓	800.26



Security
Diffuses 80 % of the heat to the front (special coating). Ideal for recessed lighting (no hazard for insulating material)

Seguridad
Disipa el 80% del calor por delante (recubrimiento de superficie especial). Ideal para lámparas empotrables (sin riesgo para el material aislante)

Security
Devia l'80% del calore verso la parte anteriore (rivestimento speciale). Ideale per le luci a incasso (non danneggia i materiali isolanti)



Silver Plateada Argentato

W	⊖	∅ mm	↑ mm	□	lm/90°	cd	↘	K	⌚	ON/OFF	⊞	EAN	✓	
2x16	GU4	35	35		121	678	30°	3000	1.500		10	4000870 800461	✓	800.46
2x20	GU4	35	38	B	201	470	30°	2900	2.000	8000	10	4000870 832479	✓	832.47
2x28	GU4	35	35		187	957	30°	3000	1.500		10	4000870 800485	✓	800.48
2x35	GU4	35	38	C	350	960	30°	2900	2.000	8000	10	4000870 832486	✓	832.48




Security

Maxiflood
Radiates evenly in every direction (ideal for colored lamp shades)

Maxiflood
Alumbra circularmente en todas las direcciones (ideal para pantallas de color)

Maxiflood
Illuminazione omogenea a 360 gradi (ideale per i paralumi colorati)



Soft opal Softopal Opale tenue

W	⊖	∅ mm	↑ mm	□	lm	cd	↘	K	⌚	ON/OFF	⊞	EAN	✓	
2x20	GU4	35	35	C	280			2900	2.000	8000	10	4000870 832332	✓	832.33
2x35	GU4	35	35	C	532			2900	2.000	8000	10	4000870 833766	✓	833.76




Maxiflood

Juwel
Brilliant halogen light shines to the front; satin-coloured reflections shimmering to the back.

Juwel
Brillante luz halógena hacia el frente y tenues reflejos satinados hacia atrás.

Juwel
Luce alogena brillante sul davanti e riflessi scintillanti in colori satinati dietro.



Juwel

Satin Satinada Satinato



W	⊖	∅ mm	↑ mm	□	lm/90°	cd	↘	K	⌚	ON/OFF	⊞	EAN	✓	
2x20	GU4	35	35	B	201	730	30°	2900	2.000	8000	10	4000870 838266	✓	838.26

Akzent
Durable outer coating in aluminium, silver, black or gold

Akzent
Duradero recubrimiento exterior en aluminio, plata, negro u oro

Akzent
Rivestimento esterno di lunga durata in alluminio, argento, nero oppure oro



Akzent

Alu Aluminio Alluminio

W	⊖	∅ mm	↑ mm	□	lm/90°	cd	↘	K	⌚	ON/OFF	⊞	EAN	✓	
2x20	GU4	35	35	B	200	500	30°	2900	2.000	8000	10	4000870 832134	✓	832.13



Akzent

Silver Plateada Argentato

W	⊖	∅ mm	↑ mm	□	lm/90°	cd	↘	K	⌚	ON/OFF	⊞	EAN	✓	
2x20	GU4	35	35	B	205	500	30°	2900	2.000	8000	10	4000870 832165	✓	832.16



Akzent

Black Negro Nero

W	⊖	∅ mm	↑ mm	□	lm/90°	cd	↘	K	⌚	ON/OFF	⊞	EAN	✓	
2x20	GU4	35	35		167	500	30°	2900	2.000	8000	10	4000870 832158	✓	832.15

Silver Plateada Argentato



W	⊖	∅ mm	↑ mm	□	lm/90°	cd	↘	K	⌚	ON/OFF	⊞	EAN	✓	
10	GU5,3	51	45	B	74	260	38°	2900	4.000	16000	10	4000870 832424	✓	832.42
16	GU5,3	51	46	B	147	500	36°	2900	5.000	20000	10	4000870 800270	✓	800.27
20	GU5,3	51	45	B	203	700	38°	2900	4.000	16000	10	4000870 833797	✓	833.79
28	GU5,3	51	46	B	318	1300	36°	2900	5.000	20000	10	4000870 800287	✓	800.28
40	GU5,3	51	46	C	477	1800	36°	2900	5.000	20000	10	4000870 800294	✓	800.29



Silver Plateada Argentato



W	⊖	∅ mm	↑ mm	□	lm/90°	cd	↘	K	⌚	ON/OFF	⊞	EAN	✓	
20	GU5,3	51	45	B	186	400	60°	2900	4.000	16000	10	4000870 833360	✓	833.36
35	GU5,3	51	45	B	427	630	60°	2900	4.000	16000	10	4000870 833667	✓	833.66
50	GU5,3	51	45	B	673	1000	60°	2900	4.000	16000	10	4000870 833568	✓	833.56



Silver Plateada Argentato

W	⊖	∅ mm	↑ mm	□	lm/90°	cd	↘	K	⌚	ON/OFF	⊞	EAN	✓	
35	GU5,3	51	44	C	330	900	38°	2900	2.000	8000	10	4000870 800089	✓	new 800.08



Security
Diffuses 80 % of the heat to the front (special coating). Ideal for recessed lighting (no hazard for insulating material)

Seguridad
Disipa el 80% del calor por delante (recubrimiento de superficie especial). Ideal para lámparas empotrables (sin riesgo para el material aislante)

Security
Devia l'80% del calore verso la parte anteriore (rivestimento speciale). Ideale per le luci a incasso (non danneggia i materiali isolanti)



Silver Plateada Argentato

W	⊖	∅ mm	↑ mm	□	lm/90°	cd	↘	K	⌚	ON/OFF	⊞	EAN	✓	
16	GU5,3	51	45	B	150	250	60°	2900	2.000	8000	10	4000870 800836	✓	new 800.83
28	GU5,3	51	45	B	320	450	60°	2900	2.000	8000	10	4000870 800843	✓	new 800.84
40	GU5,3	51	45	B	510	750	60°	2900	2.000	8000	10	4000870 800850	✓	new 800.85



Security

Silver Plateada Argentato

W	⊖	∅ mm	↑ mm	□	lm/90°	cd	↘	K	⌚	ON/OFF	⊞	EAN	✓	
16	GU5,3	51	46		110	545	38°	3000	4.000		10	4000870 800454	✓	800.45
20	GU5,3	51	45	B	200	700	38°	2900	4.000	16000	10	4000870 832448	✓	832.44
28	GU5,3	51	46	B	318	1097	38°	3000	4.000	16000	10	4000870 800478	✓	800.47
35	GU5,3	51	45	B	430	1100	38°	2900	4.000	16000	10	4000870 832455	✓	832.45
40	GU5,3	51	46			1438	38°	3000	4.000		10	4000870 800492	✓	800.49
50	GU5,3	51	45	B	675	1800	38°	2900	4.000	16000	10	4000870 832462	✓	832.46




Security

Maxiflood
Radiates evenly in every direction (ideal for colored lamp shades)

Maxiflood
Alumbra circularmente en todas las direcciones (ideal para pantallas de color)

Maxiflood
Illuminazione omogenea a 360 gradi (ideale per i paralumi colorati)



Soft opal Softopal Opale tenue

W	⊖	∅ mm	↑ mm	□	lm	cd	↘	K	⌚	ON/OFF	⊞	EAN	✓	
20	GU5,3	51	45	C	280			2900	2.000	8000	10	4000870 832530	✓	832.53
35	GU5,3	51	45	C	532			2900	2.000	8000	10	4000870 832608	✓	832.60
50	GU5,3	51	45		834			2900	2.000	8000	10	4000870 832417	✓	832.41



Maxiflood

Gold
Warm and comfortable light due to specially purified glass body

Oro
Luz cálida y acogedora gracias a sus nobles cuerpos vítreos

Oro
Luce calda e piacevole grazie alla speciale lavorazione del corpo di vetro



Gold Light

Gold Oro Oro



W	⊖	∅ mm	↑ mm	□	lm/90°	cd	↘	K	⌚	ON/OFF	⊞	EAN	✓	
20	GU5,3	51	45		175	624	38°	2200	4.000	16000	10	4000870 833254	✓	833.25
35	GU5,3	51	45		240	1000	38°	2200	4.000	16000	10	4000870 833537	✓	833.53



Gold light

Juwel
Brilliant halogen light shines to the front; satin-coloured reflections shimmering to the back.

Juwel
Brillante luz halógena hacia el frente y tenues reflejos satinados hacia atrás.

Juwel
Luce alogena brillante sul davanti e riflessi scintillanti in colori satinati dietro.



Silver Plateada Argentato



W	⊖	∅ mm	↑ mm	□	lm/90°	cd	↘	K	⌚	ON/OFF	⊞	EAN	✓	
20	GU5,3	51	45	B	200	700	38°	2900	4.000	16000	10	4000870 833148	✓	833.14
35	GU5,3	51	45	B	427	1250	38°	2900	4.000	16000	10	4000870 833162	✓	833.16



Juwel

Akzent
Durable outer coating in
aluminium, silver, black or gold

Akzent
Duradero recubrimiento exterior en
aluminio, plata, negro u oro

Akzent
Rivestimento esterno di lunga
durata in alluminio, argento, nero
oppure oro



Alu Aluminium Alluminio



Akzent

W	Base	∅ mm	∓ mm	∩	lm _{90°}	cd	∠	K	⌚	ON/OFF	ⓦ	EAN	✓	
20	GU5,3	51	45	B	201	700	38°	2900	4.000	16000	10	4000870 832004	✓	832.00
35	GU5,3	51	45	B	435	1100	38°	2900	4.000	16000	10	4000870 832097	✓	832.09

Silver Plateada Argentato



Akzent

W	Base	∅ mm	∓ mm	∩	lm _{90°}	cd	∠	K	⌚	ON/OFF	ⓦ	EAN	✓	
20	GU5,3	51	45	B	200	700	38°	2900	4.000	16000	10	4000870 832011	✓	832.01
35	GU5,3	51	45	B	427	1100	38°	2900	4.000	16000	10	4000870 832103	✓	832.10

White Blanco Bianco



Akzent

W	Base	∅ mm	∓ mm	∩	lm _{90°}	cd	∠	K	⌚	ON/OFF	ⓦ	EAN	✓	
50	GU5,3	51	45		675	1800	38°	2900	4.000		10	4000870 832080	✓	832.08

Black Negro Nero



Akzent

W	Base	∅ mm	∓ mm	∩	lm _{90°}	cd	∠	K	⌚	ON/OFF	ⓦ	EAN	✓	
20	GU5,3	51	45	C	162	700	38°	2900	4.000	16000	10	4000870 832035	✓	832.03
35	GU5,3	51	45	B	427	1100	38°	2900	4.000	16000	10	4000870 832127	✓	832.12



Full chrome Cromo Totalmente cromato



Deco-Akzent

W	Base	∅ mm	∓ mm	∩	lm _{90°}	cd	∠	K	⌚	ON/OFF	ⓦ	EAN	✓	
35	GU5,3	51	45	B	427	1100	38°	2900	4.000	16000	10	4000870 832646	✓	832.64



Silver Plateada Argentato



Quadro

W	Base	∅ mm	∓ mm	∩	lm _{90°}	cd	∠	K	⌚	ON/OFF	ⓦ	EAN	✓	
20	GU5,3	37	45	C	145	450	60°	2900	2.000	8000	10	4000870 833711	✓	833.71
35	GU5,3	37	45	C	324	310	60°	2900	2.000	8000	10	4000870 833742	✓	833.74



Silver Plateada Argentato



Hexagonal

W	Base	∅ mm	∓ mm	∩	lm _{90°}	cd	∠	K	⌚	ON/OFF	ⓦ	EAN	✓	
20	GU5,3	51	45	C	160	450	60°	2900	2.000	8000	10	4000870 832233	✓	832.23
35	GU5,3	51	45	C	320	855	60°	2900	2.000	8000	10	4000870 832257	✓	832.25

Silver Plateada Argentato



AR 111

W	Base	∅ mm	∓ mm	∩	lm _{90°}	cd	∠	K	⌚	ON/OFF	ⓦ	EAN	✓	
40	G53	111	51		160	3500	24°	2900	4.000		6	4000870 800379	✓	800.37
50	G53	111	58	C	510	3500	24°	2900	2.000	8000	6	4000870 832615	✓	832.61

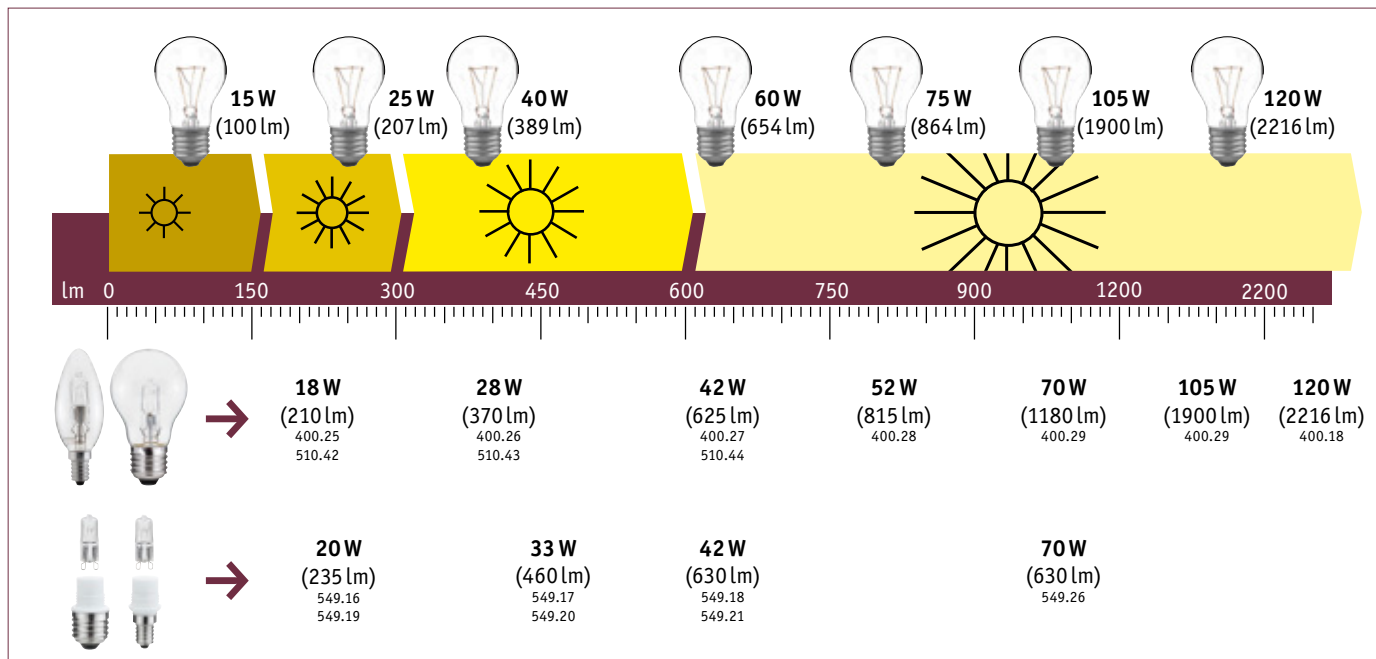
Halogen lamps 230V

Lámparas halógenas de 230V

Lampade alogene da 230V

425 Halogen rods
Tubos halógenos
Barre alogene

426 Halogen lamps
Lámparas halógenas
Lampade alogene



Clear Claro Chiaro

W	⊖	∅ mm	↑ mm	□	lm	cd	↔	K	⌚	ON/OFF	📦	EAN	☑	Price
60	R7s	12	78	D	971			2900	2.000	8000	10	4000870 800607	✓	800.60



Clear Claro Chiaro

W	⊖	∅ mm	↑ mm	□	lm	cd	↔	K	⌚	ON/OFF	📦	EAN	☑	Price
120	R7s	12	117	C	2216			2900	2.000	8000	10	4000870 800591	✓	800.59
160	R7s	12	117	C	3085			2900	2.000	8000	10	4000870 800409	✓	800.40
230	R7s	12	117	C	4644			3000	2.000	8000	10	4000870 800416	✓	800.41
400	R7s	12	117	C	8545			3000	2.000	8000	10	4000870 800423	✓	800.42



Clear Claro Chiaro

W	⊖	∅ mm	↑ mm	□	lm	cd	↔	K	⌚	ON/OFF	📦	EAN	☑	Price
2x20	G9	13	42	D	240			2700	2.000	8000	10	4000870 800300	✓	800.30
2x28	G9	13	42	C	370			2700	2.000	8000	10	4000870 800621	✓	800.62
2x33	G9	13	42	C	460			2800	2.000	8000	10	4000870 800317	✓	800.31
2x42	G9	13	42	D	625			2800	2.000	8000	10	4000870 800324	✓	800.32
2x52	G9	13	42	D	815			2800	2.000	8000	10	4000870 800331	✓	800.33
2x70	G9	14	42	D	1173			2900	2.000	8000	10	4000870 800638	✓	800.63



Deco Pipe

Clear Claro Chiaro

W	⊖	∅ mm	↑ mm	□	lm	cd	↔	K	⌚	ON/OFF	📦	EAN	☑	Price
33	G9	22	90	C	440			2800	1.000	4000	10	4000870 800645	✓	800.64



Deco Pipe

Clear Claro Chiaro

W	⊖	∅ mm	↑ mm	□	lm	cd	↔	K	⌚	ON/OFF	📦	EAN	☑	Price
28	GZ10	22	80	C	340			2700	1.000	4000	10	4000870 800652	✓	800.65
40	GZ10	22	80	C	570			2800	1.000	4000	10	4000870 800669	✓	800.66



🔗 Silver Plateada Argentato

W	⊖	∅ mm	↑ mm	□	lm/90°	cd	↘	K	⌚	ON/OFF	📦	EAN	🔍	
35	GU10	35	50	D	175	450	24°	2900	2.000	8000	10	4000870 836323	✓	836.32

🔗 Silver Plateada Argentato

W	⊖	∅ mm	↑ mm	□	lm/90°	cd	↘	K	⌚	ON/OFF	📦	EAN	🔍	
28	GU10	51	53	D	190	650	30°	2900	1.500	6000	10	4000870 800355	✓	800.35

40	GU10	51	53	D	300	900	30°	2900	1.500	6000	10	4000870 800362	✓	800.36
----	------	----	----	---	-----	-----	-----	------	-------	------	----	----------------	---	--------

W	⊖	∅ mm	↑ mm	□	lm/90°	cd	↘	K	⌚	ON/OFF	📦	EAN	🔍	
25	GU10	51	53		111	550	30°	2900	4.000		10	4000870 836330	✓	836.33


35	GU10	51	53	D	173	700	30°	2900	4.000	16000	10	4000870 836347	✓	836.34
----	------	----	----	---	-----	-----	-----	------	-------	-------	----	----------------	---	--------

50	GU10	51	53	D	292	800	30°	2900	4.000	16000	10	4000870 836354	✓	836.35
----	------	----	----	---	-----	-----	-----	------	-------	-------	----	----------------	---	--------

W	⊖	∅ mm	↑ mm	□	lm/90°	cd	↘	K	⌚	ON/OFF	📦	EAN	🔍	
33	GU10	51	54	D	210	600	30°	2800	2.000	8000	10	4000870 800072	✓	new 800.07

W	⊖	∅ mm	↑ mm	□	lm/90°	cd	↘	K	⌚	ON/OFF	📦	EAN	🔍	
3x35	GU10	51	53	D	175	700	30°	2900	2.000	8000	10	4000870 836385	✓	836.38

3x50	GU10	51	53	D	284	800	30°	2900	2.000	8000	10	4000870 836392	✓	836.39
------	------	----	----	---	-----	-----	-----	------	-------	------	----	----------------	---	--------



🔗 Soft opal Softopal Opale tenue

W	⊖	∅ mm	↑ mm	□	lm	cd	↘	K	⌚	ON/OFF	📦	EAN	🔍	
28	GZ10	51	55	D	370			2700	2.000	8000	10	4000870 800430	✓	800.43

40	GZ10	51	55	C	586			2700	2.000	8000	10	4000870 800447	✓	800.44
----	------	----	----	---	-----	--	--	------	-------	------	----	----------------	---	--------



Maxiflood



🔗 White Blanco Bianco

W	⊖	∅ mm	↑ mm	📦	EAN	🔍	
max. 50	GU10 / E27	35	53	10	4000870 549292	✓	new 549.29



Deco-Akzent

🔗 Alu Aluminio Alluminio

W	⊖	∅ mm	↑ mm	□	lm/90°	cd	↘	K	⌚	ON/OFF	📦	EAN	🔍	
50	GU10	51	52	D	290	700	30°	2900	1.500	6000	10	4000870 836446	✓	836.44



Deco-Akzent

🔗 Satin Satinada Satinato


W	⊖	∅ mm	↑ mm	□	lm/90°	cd	↘	K	⌚	ON/OFF	📦	EAN	🔍	
50	GU10	51	52	D	296	700	38°	2900	1.500	6000	10	4000870 836422	✓	836.42



PAR20

🔗 Silver Plateada Argentato

W	⊖	∅ mm	↑ mm	□	lm/90°	cd	↘	K	⌚	ON/OFF	📦	EAN	🔍	
75	GU10	63	65	D	485	2400	30°	2900	2.000	8000	10	4000870 229521	✓	229.52



QPAR 111

🔗 Silver Plateada Argentato

W	⊖	∅ mm	↑ mm	□	lm/90°	cd	↘	K	⌚	ON/OFF	📦	EAN	🔍	
50	GU10	111	70	E	208	1300	24°	2900	2.000	8000	6	4000870 229538	✓	229.53

75	GU10	111	73	E	360	2000	24°	2900	2.000	8000	6	4000870 229545	✓	229.54
----	------	-----	----	---	-----	------	-----	------	-------	------	---	----------------	---	--------

🔗 Silver Plateada Argentato

W	⊖	∅ mm	↑ mm	□	lm/90°	cd	↘	K	⌚	ON/OFF	📦	EAN	🔍	
35	GU10	51	52	D	179	650	35°	2900	1.500	6000	10	4000870 836361	✓	836.36

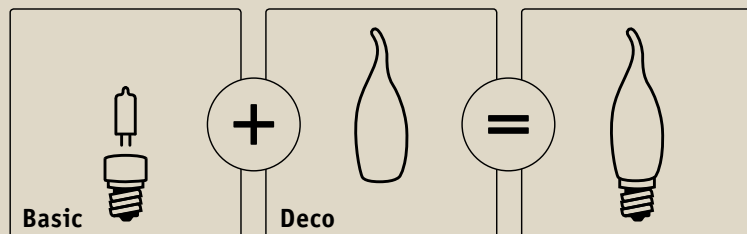
W	⊖	∅ mm	↑ mm	□	lm/90°	cd	↘	K	⌚	ON/OFF	📦	EAN	🔍	
3x35	GU10	51	52	D	173	560	35°	2900	1.500	6000	10	4000870 032305	✓	3230

W	⊖	∅ mm	↑ mm	□	lm/90°	cd	↘	K	⌚	ON/OFF	📦	EAN	🔍	
50	GU10	51	52	D	290	800	35°	2900	1.500	6000	10	4000870 836569	✓	836.56



W	⊖	∅ mm	↑ mm	□	lm/90°	cd	↘	K	⌚	ON/OFF	📦	EAN	🔍	
3x50	GU10	51	52	D	290	650	35°	2900	1.500	6000	10	4000870 032244	✓	3224

Your own combination!
 ¡Haga sus propias combinaciones!
 Scegliete da soli le combinazioni!



Decorated halogen lamps from Paulmann – all shapes, many colours

- ▶ Popular decorated shapes and colours for divers luminaire styles
- ▶ Opal matt surfaces
- ▶ For sockets with E14, E27, B22d or B15d sockets
- ▶ Brilliant light, efficient technology: Energy consumption reduced by up to 25% ¹⁾
- ▶ Do your own combinations: glass + socket = decorated lamp

Lámparas halógenas decoradas de Paulmann – todas las formas y muchos colores

- ▶ Variadas formas decorativas y colores para diversos estilos de lámpara
- ▶ Superficies en opal mate
- ▶ Para portalámparas con casquillo E14, E27, B22d o B15d
- ▶ Luz brillante, técnica eficiente: Hasta un 25% de menor consumo energético ¹⁾
- ▶ Haga sus propias combinaciones: vidrio + portalámparas = lámpara decorativa

Lampadine alogene decorate Paulmann – tutte le forme e tanti colori

- ▶ Forme decorate e colori apprezzati per diversi stili di luci
- ▶ Superfici opali opache
- ▶ Per basi con portalampade E14, E27, B22d o B15d
- ▶ Luce brillante, tecnologia efficiente: Fino a 25% di consumo energetico in meno ¹⁾
- ▶ Scegliete da soli le combinazioni - Vetro + base = Lampade decorate



¹⁾ Compared to a conventional bulb
 Frente a lámparas incandescentes normales
 Rispetto a una lampadina a incandescenza tradizionale

Basic



Clear Claro Chiaro

W	⚡	∅ mm	↑ mm	□	lm	cd	⚡	K	⌚	ON/OFF	📦	EAN	🛒	Price
20	E27	28	51	D	235			2700	2.000	8000	10	4000870 549162	✓	549.16
33	E27	28	51	C	460			2800	2.000	8000	10	4000870 549179	✓	549.17
42	E27	28	51	D	630			2800	2.000	8000	10	4000870 549186	✓	549.18
70	E27	28	51	C	1173			2900	1.500	6000	10	4000870 549261	✓	549.26



W	⚡	∅ mm	↑ mm	□	lm	cd	⚡	K	⌚	ON/OFF	📦	EAN	🛒	Price
20	E14	25	52	D	235			2700	2.000	8000	10	4000870 549193	✓	549.19
33	E14	25	52	D	460			2800	2.000	8000	10	4000870 549209	✓	549.20
42	E14	25	52	D	630			2800	2.000	8000	10	4000870 549216	✓	549.21



White Blanco Bianco

W	⚡	∅ mm	↑ mm	□	lm	cd	⚡	K	⌚	ON/OFF	📦	EAN	🛒	Price
	G9 / B22d	28	50								10	4000870 549278	✓	549.27



W	⚡	∅ mm	↑ mm	□	lm	cd	⚡	K	⌚	ON/OFF	📦	EAN	🛒	Price
	G9 / B15d	25	50								10	4000870 549285	✓	549.28




Clear Claro Chiaro



∅35 ↑105 mm
 EAN 4000870 870068
 📦 10
870.06 🛒



∅35 ↑90 mm
 EAN 4000870 875926
 📦 10
875.92 🛒



Opal Opal Opale



∅100 ↑107 mm
 EAN 4000870 875698
 📦 4
875.69 🛒



∅80 ↑88 mm
 EAN 4000870 875773
 📦 6
875.77 🛒



∅60 ↑70 mm
 EAN 4000870 875759
 📦 10
875.75 🛒



∅45 ↑52 mm
 EAN 4000870 875742
 📦 8
875.74 🛒



∅60 ↑84 mm
 EAN 4000870 875780
 📦 6
875.78 🛒



∅38 ↑88 mm
 EAN 4000870 875766
 📦 10
875.76 🛒



∅35 ↑67 mm
 EAN 4000870 875872
 📦 10
875.87 🛒

Gold Oro Oro



∅38 ↑88 mm
 EAN 4000870 875537
 📦 8
875.53 🛒



∅35 ↑105 mm
 EAN 4000870 870082
 📦 10
870.08 🛒

Satin Satinada Satinato



∅60 ↑70 mm
 EAN 4000870 870013
 📦 10
870.01 🛒



∅45 ↑52 mm
 EAN 4000870 870037
 📦 10
870.03 🛒



∅60 ↑84 mm
 EAN 4000870 875735
 📦 6
875.73 🛒



∅38 ↑88 mm
 EAN 4000870 870051
 📦 10
870.05 🛒



∅35 ↑67 mm
 EAN 4000870 875889
 📦 10
875.88 🛒



∅38 ↑88 mm
 EAN 4000870 875728
 📦 8
875.72 🛒



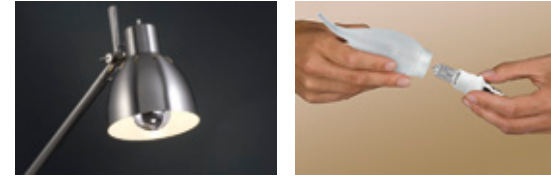
∅35 ↑90 mm
 EAN 4000870 875902
 📦 10
875.90 🛒



∅35 ↑105 mm
 EAN 4000870 870075
 📦 10
870.07 🛒



∅27 ↑60 mm
 EAN 4000870 875490
 📦 10
875.49 new 🛒



Ice-crystal clear Craquele clara Cristalli di ghiaccio chiaro



ø80 ⇅88 mm EAN 4000870 875865 6 **875.86**
 ø60 ⇅70 mm EAN 4000870 875599 8 **875.59**
 ø45 ⇅52 mm EAN 4000870 875636 8 **875.63**
 ø38 ⇅88 mm EAN 4000870 875551 8 **875.55**

Soft yellow Amarillo satinado Giallo pallido



ø60 ⇅84 mm EAN 4000870 875964 6 **875.96**
 ø35 ⇅67 mm EAN 4000870 875971 10 **875.97**

Ice-crystal amber Craquele ambar Cristalli di ghiaccio ambrato



ø60 ⇅70 mm EAN 4000870 875605 8 **875.60**
 ø45 ⇅52 mm EAN 4000870 875643 8 **875.64**
 ø38 ⇅88 mm EAN 4000870 875568 10 **875.56**

Terracotta Terracota Terracotta



ø60 ⇅84 mm EAN 4000870 875940 6 **875.94**
 ø35 ⇅67 mm EAN 4000870 875957 10 **875.95**

Gold kroko-ice Kroko - malla ambar Kraklè dorato



ø80 ⇅88 mm EAN 4000870 875858 6 **875.85**
 ø60 ⇅70 mm EAN 4000870 875582 8 **875.58**
 ø45 ⇅52 mm EAN 4000870 875629 8 **875.62**
 ø38 ⇅88 mm EAN 4000870 875544 8 **875.54**
 ø35 ⇅67 mm EAN 4000870 875896 10 **875.89**

Crown mirror silver Cupula espejo plata Testina a specchio argentato



ø60 ⇅84 mm EAN 4000870 875667 6 **875.66**
 ø45 ⇅52 mm EAN 4000870 875681 8 **875.68**

Dichroic Dicroico Dicroico



ø35 ⇅90 mm EAN 4000870 875919 10 **875.91**
 ø60 ⇅70 mm EAN 4000870 875988 8 **875.98 new**
 ø45 ⇅50 mm EAN 4000870 875995 10 **875.99 new**
 ø35 ⇅90 mm EAN 4000870 876008 10 **876.00 new**

Crown mirror gold Cupula espejo oro Testina a specchio dorato



ø60 ⇅84 mm EAN 4000870 875650 6 **875.65**
 ø45 ⇅52 mm EAN 4000870 875674 8 **875.67**

Clear Claro Chiaro

W	⊖	ø mm	⇅ mm	□	lm	cd	↗	K	⌚	ON/OFF	⊞	EAN	⊞
18	E27	55	95	D	210			2700	2.000	8000	6	4000870 400258	400.25
28	E27	55	95	D	370			2700	2.000	8000	6	4000870 400265	400.26
42	E27	55	98	D	625			2800	2.000	8000	6	4000870 400272	400.27
52	E27	60	106	C	815			2800	2.000	8000	6	4000870 400289	400.28
70	E27	60	106	D	1180			2900	2.000	8000	6	4000870 400296	400.29



Clear Claro Chiaro

W	⊖	ø mm	⇅ mm	□	lm	cd	↗	K	⌚	ON/OFF	⊞	EAN	⊞
105	E27	60	105	C	1900			2900	2.000	8000	6	4000870 400173	400.17
120	E27	60	105	C	2216			2900	2.000	8000	6	4000870 400180	400.18



Clear Claro Chiaro

W	⊖	ø mm	⇅ mm	□	lm	cd	↗	K	⌚	ON/OFF	⊞	EAN	⊞
42	B22d	55	97	D	625			2800	2.000	8000	6	4000870 400302	400.30
70	B22d	60	104	C	1180			2900	2.000	8000	6	4000870 400319	400.31



Clear Claro Chiaro

W	⊖	ø mm	⇅ mm	□	lm	cd	↗	K	⌚	ON/OFF	⊞	EAN	⊞
18	E14	35	98	D	205			2700	2.000	8000	10	4000870 510421	510.42
28	E14	35	98	D	370			2700	2.000	8000	10	4000870 510438	510.43
42	E14	35	98	C	625			2800	2.000	8000	10	4000870 510445	510.44



Clear Claro Chiaro

W	⊖	ø mm	⇅ mm	□	lm	cd	↗	K	⌚	ON/OFF	⊞	EAN	⊞
18	E14	35	124	D	205			2700	2.000	8000	10	4000870 510469	510.46
28	E14	35	124	D	370			2700	2.000	8000	10	4000870 513286	513.28
42	E14	35	124	D	625			2800	2.000	8000	10	4000870 513293	513.29



Clear Claro Chiaro

W	⊖	ø mm	⇅ mm	□	lm	cd	↗	K	⌚	ON/OFF	⊞	EAN	⊞
20	E14	25	85	D	235			2700	2.000	8000	10	4000870 540237	540.23
33	E14	25	85	D	458			2800	2.000	8000	10	4000870 540244	540.24





Clear Claro Chiaro

W	⊖	∅ mm	↑ mm	□	lm	cd	↘	K	⌚	ON/OFF	⊞	EAN	⊞
28	B22d	35	93	C	370			2700	2.000	8000	10	4000870 510452	510.45

Clear Claro Chiaro



W	⊖	∅ mm	↑ mm	□	lm	cd	↘	K	⌚	ON/OFF	⊞	EAN	⊞
18	E27	45	72	D	205			2700	2.000	8000	8	4000870 800164	800.16
28	E27	45	72	C	370			2700	2.000	8000	8	4000870 800171	800.17
42	E27	45	72	D	630			2800	2.000	8000	8	4000870 800188	800.18

Clear Claro Chiaro



W	⊖	∅ mm	↑ mm	□	lm	cd	↘	K	⌚	ON/OFF	⊞	EAN	⊞
18	E14	45	80	D	210			2700	2.000	8000	8	4000870 314654	314.65
28	E14	45	80	D	370			2700	2.000	8000	8	4000870 314661	314.66
42	E14	45	80	D	625			2800	2.000	8000	8	4000870 314678	314.67

Clear Claro Chiaro



W	⊖	∅ mm	↑ mm	□	lm	cd	↘	K	⌚	ON/OFF	⊞	EAN	⊞
28	B22d	45	73	C	370			2700	2.000	8000	8	4000870 314685	314.68

Silver Plateada Argentato



R50

W	⊖	∅ mm	↑ mm	□	lm _{90°}	cd	↘	K	⌚	ON/OFF	⊞	EAN	⊞
28	E14	50	85	D	181	300	40°	2800	1.500	6000	8	4000870 200117	200.11
42	E14	50	85	D	243	400	40°	2800	1.500	6000	8	4000870 200148	200.14

Silver Plateada Argentato



R63

W	⊖	∅ mm	↑ mm	□	lm _{90°}	cd	↘	K	⌚	ON/OFF	⊞	EAN	⊞
28	E27	63	105		158	390	35°	2800	1.000		6	4000870 200131	200.13
42	E27	63	102	D	283	500	35°	2800	1.000	4000	6	4000870 200124	200.12

Conventional light bulbs

Medios de iluminación convencionales

Lampade convenzionali

- 434 Pygmy lamps
Lámparas pygmy
Lampadine
- 434 Drop lights
Lámparas gota
Lampade a goccia
- 435 Candle lights
Lámparas vela
Lampade a candela
- 437 Standard lights
Lámparas estándar
Lampade multiuso
- 439 Reflector lights
Lámparas reflectoras
Lampade a riflettore
- 441 Deco Rustika
- 442 Special lights
Lámparas especiales
Lampade speciali



Clear Claro Chiaro													
W	⊖	∅ mm	↑ mm	□	lm	cd	↗	K	⌚	ON/OFF	📦	EAN	🏠
7	E14	25	60	D	43			2300	1.000		16	4000870 800157	800.15

Red Rojo Rosso													
W	⊖	∅ mm	↑ mm	□	lm	cd	↗	K	⌚	ON/OFF	📦	EAN	🏠
15	E14	25	60					1.000			16	4000870 800119	800.11

Yellow Amarillo Giallo													
W	⊖	∅ mm	↑ mm	□	lm	cd	↗	K	⌚	ON/OFF	📦	EAN	🏠
15	E14	25	60					1.000			16	4000870 800126	800.12

Green Verde Verde													
W	⊖	∅ mm	↑ mm	□	lm	cd	↗	K	⌚	ON/OFF	📦	EAN	🏠
15	E14	25	60					1.000			16	4000870 800133	800.13

TV - Blue TV - Azul TV - Bleu													
W	⊖	∅ mm	↑ mm	□	lm	cd	↗	K	⌚	ON/OFF	📦	EAN	🏠
15	E14	25	60					1.000			16	4000870 810101	810.10

Ball lamp lights Lámparas gota Lampade a goccia | Classic

Red Rojo Rosso													
W	⊖	∅ mm	↑ mm	□	lm	cd	↗	K	⌚	ON/OFF	📦	EAN	🏠
25	E27	45	70					1.000			8	4000870 401316	401.31
25	E14	45	76					1.000			8	4000870 401217	401.21

Yellow Amarillo Giallo													
W	⊖	∅ mm	↑ mm	□	lm	cd	↗	K	⌚	ON/OFF	📦	EAN	🏠
25	E27	45	70					1.000			8	4000870 401323	401.32
25	E14	45	76					1.000			8	4000870 401224	401.22

Green Verde Verde													
W	⊖	∅ mm	↑ mm	□	lm	cd	↗	K	⌚	ON/OFF	📦	EAN	🏠
25	E27	45	70					1.000			8	4000870 401330	401.33
25	E14	45	76					1.000			8	4000870 401231	401.23

Blue Azul Blu													
W	⊖	∅ mm	↑ mm	□	lm	cd	↗	K	⌚	ON/OFF	📦	EAN	🏠
25	E27	45	70					1.000			8	4000870 401347	401.34
25	E14	45	76					1.000			8	4000870 401248	401.24

Matt Mate Interno opaco													
W	⊖	∅ mm	↑ mm	□	lm	cd	↗	K	⌚	ON/OFF	📦	EAN	🏠
8	E27	45	70	E	40			2300	1.000		8	4000870 128084	128.08
8	E14	45	78	E	40			2300	1.000		8	4000870 127087	127.08

Crown mirror silver Cupula espejo plata Testina a specchio argentato													
W	⊖	∅ mm	↑ mm	□	lm	cd	↗	K	⌚	ON/OFF	📦	EAN	🏠
25	E14	45	78					2500	1.000		8	4000870 300206	300.20
40	E14	45	78					2500	1.000		8	4000870 300404	300.40

Classic | Candle lamps Lámparas vela Lampade a candela

Matt Mate Interno opaco													
W	⊖	∅ mm	↑ mm	□	lm	cd	↗	K	⌚	ON/OFF	📦	EAN	🏠
8	E27	35	95	E	40			2300	1.000	4000	10	4000870 444085	444.08
8	E14	35	97	E	40			2300	1.000	4000	10	4000870 449080	449.08

Red Rojo Rosso													
W	⊖	∅ mm	↑ mm	□	lm	cd	↗	K	⌚	ON/OFF	📦	EAN	🏠
25	E14	35	98					1.000			10	4000870 402214	402.21

Yellow Amarillo Giallo													
W	⊖	∅ mm	↑ mm	□	lm	cd	↗	K	⌚	ON/OFF	📦	EAN	🏠
25	E14	35	97					1.000			10	4000870 402221	402.22

Green Verde Verde													
W	⊖	∅ mm	↑ mm	□	lm	cd	↗	K	⌚	ON/OFF	📦	EAN	🏠
25	E14	35	98					1.000			10	4000870 402238	402.23

Blue Azul Blu													
W	⊖	∅ mm	↑ mm	□	lm	cd	↗	K	⌚	ON/OFF	📦	EAN	🏠
25	E14	35	98					1.000			10	4000870 402245	402.24



Clear Claro Chiaro



W	⊖	∅ mm	↑ mm	□	lm/90°	cd	↔	K	⌚	ON/OFF	📦	EAN	📦
3	E27	35	95						1.000		10	4000870 531006	531.00

Clear Claro Chiaro



W	⊖	∅ mm	↑ mm	□	lm	cd	↔	K	⌚	ON/OFF	📦	EAN	📦
3	E14	35	97						1.000		10	4000870 530009	530.00

Clear Claro Chiaro



W	⊖	∅ mm	↑ mm	□	lm	cd	↔	K	⌚	ON/OFF	📦	EAN	📦
3	E14	35	130						1.000		10	4000870 530030	530.03



Red Rojo Rosso



W	⊖	∅ mm	↑ mm	□	lm	cd	↔	K	⌚	ON/OFF	📦	EAN	📦
3	E14	35	97						1.000		10	4000870 530016	530.01



Yellow Amarillo Giallo



W	⊖	∅ mm	↑ mm	□	lm	cd	↔	K	⌚	ON/OFF	📦	EAN	📦
3	E14	35	97						1.000		10	4000870 530023	530.02



Flame Flame- color cálido Flammé



W	⊖	∅ mm	↑ mm	□	lm	cd	↔	K	⌚	ON/OFF	📦	EAN	📦
3	E14	26	140						1.000		1	4000870 533000	533.00



Shockproof

Matt Mate Opaco



W	⊖	∅ mm	↑ mm	□	lm	cd	↔	K	⌚	ON/OFF	📦	EAN	📦
60	E27	60	108	G	440			2700	1.000	4000	6	4000870 400197	400.19
100	E27	60	108	F	1050			2700	1.000	4000	6	4000870 400203	400.20

Red Rojo Rosso



W	⊖	∅ mm	↑ mm	□	lm	cd	↔	K	⌚	ON/OFF	📦	EAN	📦
25	E27	55	95						1.000		6	4000870 400210	400.21
40	E27	55	95						1.000		6	4000870 400418	400.41



Yellow Amarillo Giallo



W	⊖	∅ mm	↑ mm	□	lm	cd	↔	K	⌚	ON/OFF	📦	EAN	📦
25	E27	55	95						1.000		6	4000870 400227	400.22
40	E27	55	95						1.000		6	4000870 400425	400.42



Green Verde Verde



W	⊖	∅ mm	↑ mm	□	lm	cd	↔	K	⌚	ON/OFF	📦	EAN	📦
25	E27	55	95						1.000		6	4000870 400234	400.23
40	E27	55	95						1.000		6	4000870 400432	400.43



Blue Azul Blu



W	⊖	∅ mm	↑ mm	□	lm	cd	↔	K	⌚	ON/OFF	📦	EAN	📦
25	E27	55	95						1.000		6	4000870 400241	400.24
40	E27	55	95						1.000		6	4000870 400449	400.44



Yellow Amarillo Giallo



W	⊖	∅ mm	↑ mm	□	lm	cd	↔	K	⌚	ON/OFF	📦	EAN	📦
60	E27	55	95						1.000		6	4000870 460603	460.60

Anti Insecta





Multicolor Multicolor Multicolore



W	⊖	∅ mm	↑ mm	□	lm	cd	↘	K	⌚	ON/OFF	⊞	EAN	⊞
25	E27	55	95						1.000		6	4000870 400401	400.40



Multicolor Multicolor Multicolore




W	⊖	∅ mm	↑ mm	□	lm	cd	↘	K	⌚	ON/OFF	⊞	EAN	⊞
25	E27	55	95						1.000		6	4000870 400395	400.39



Crown mirror silver Cupula espejo plata Testina a specchio argentato



W	⊖	∅ mm	↑ mm	□	lm	cd	↘	K	⌚	ON/OFF	⊞	EAN	⊞
40	E27	55	98					2500	1.000		6	4000870 301401	301.40
60	E27	55	95					2500	1.000		6	4000870 301609	301.60
100	E27	65	130					2500	1.000		6	4000870 301005	301.00



Reflector lights Lámparas reflectoras Lampade a riflettore | Classic



Matt Mate Opaco

W	⊖	∅ mm	↑ mm	□	lm/90°	cd	↘	K	⌚	ON/OFF	⊞	EAN	⊞
40	E14	50	85	E	170	400	35°	2500	1.000	4000	8	4000870 200407	200.40



Gold Oro Oro

W	⊖	∅ mm	↑ mm	□	lm/90°	cd	↘	K	⌚	ON/OFF	⊞	EAN	⊞
60	E27	63	102		240	720	35°	2300	1.000		6	4000870 227602	227.60



Red Rojo Rosso



	W	⊖	∅ mm	↑ mm	□	lm	cd	↘	K	⌚	ON/OFF	⊞	EAN	⊞
R80	60	E27	80	115				80°		1.000		5	4000870 250617	250.61
R63	40	E27	63	102				35°		1.000		6	4000870 230411	230.41
R50	25	E14	50	85				35°		1.000		8	4000870 201213	201.21



Yellow Amarillo Giallo



	W	⊖	∅ mm	↑ mm	□	lm	cd	↘	K	⌚	ON/OFF	⊞	EAN	⊞
R80	60	E27	80	115				80°		1.000		5	4000870 250624	250.62
R63	40	E27	63	102				35°		1.000		6	4000870 230428	230.42
R50	25	E14	50	85				35°		1.000		8	4000870 201220	201.22



Green Verde Verde



	W	⊖	∅ mm	↑ mm	□	lm	cd	↘	K	⌚	ON/OFF	⊞	EAN	⊞
R80	60	E27	80	115				80°		1.000		5	4000870 250631	250.63
R63	40	E27	63	102				35°		1.000		6	4000870 230435	230.43
R50	25	E14	50	85				35°		1.000		8	4000870 201237	201.23



Blue Azul Blu



	W	⊖	∅ mm	↑ mm	□	lm	cd	↘	K	⌚	ON/OFF	⊞	EAN	⊞
R80	60	E27	80	115				80°		1.000		5	4000870 250648	250.64
R63	40	E27	63	102				35°		1.000		6	4000870 230442	230.44
R50	25	E14	50	85				35°		1.000		8	4000870 201244	201.24



Clear Claro Chiaro

W	⊖	∅ mm	↑ mm	□	lm _{90°}	cd	↘	K	⌚	ON/OFF	📦	EAN	🔌	Price
60	E27	122	136	D	407	1200	30°	2700	2.000	8000	10	4000870 270608	✓	270.60
80	E27	122	136	D	634	1800	30°	2700	2.000	8000	10	4000870 270806	✓	270.80
120	E27	122	136	D	900	3100	30°	2700	2.000	8000	10	4000870 270202	✓	270.20

PAR38



Clear Claro Chiaro

W	⊖	∅ mm	↑ mm	□	lm _{90°}	cd	↘	K	⌚	ON/OFF	📦	EAN	🔌	Price
80	E27	122	136	D	700	5400	12°	2700	2.000	8000	10	4000870 271803	✓	271.80

PAR38



Red Rojo Rosso

W	⊖	∅ mm	↑ mm	□	lm	cd	↘	K	⌚	ON/OFF	📦	EAN	🔌	Price
80	E27	122	136				30°		2.000		10	4000870 272817	✓	272.81

PAR38



Yellow Amarillo Giallo

W	⊖	∅ mm	↑ mm	□	lm	cd	↘	K	⌚	ON/OFF	📦	EAN	🔌	Price
80	E27	122	136				30°		2.000		10	4000870 272824	✓	272.82

PAR38



Green Verde Verde

W	⊖	∅ mm	↑ mm	□	lm	cd	↘	K	⌚	ON/OFF	📦	EAN	🔌	Price
80	E27	122	136				30°		2.000		10	4000870 272831	✓	272.83

PAR38



Blue Azul Blu

W	⊖	∅ mm	↑ mm	□	lm	cd	↘	K	⌚	ON/OFF	📦	EAN	🔌	Price
80	E27	122	136				30°		2.000		10	4000870 272848	✓	272.84

PAR38



Clear Claro Chiaro

W	⊖	∅ mm	↑ mm	□	lm	cd	↘	K	⌚	ON/OFF	📦	EAN	🔌	Price
40	E27	60	110	E	230				1.000		6	4000870 548400		548.40
60	E27	60	110	E	430				1.000		6	4000870 548608		548.60



Clear Claro Chiaro

W	⊖	∅ mm	↑ mm	□	lm	cd	↘	K	⌚	ON/OFF	📦	EAN	🔌	Price
60	E27	60	106	E	190				1.000		6	4000870 700631		700.63



Clear Claro Chiaro

W	⊖	∅ mm	↑ mm	□	lm	cd	↘	K	⌚	ON/OFF	📦	EAN	🔌	Price
25	E14	35	101	E	100				1.000		8	4000870 551202		551.20
40	E14	35	101	E	190				1.000		8	4000870 551400		551.40



Clear Claro Chiaro

W	⊖	∅ mm	↑ mm	□	lm	cd	↘	K	⌚	ON/OFF	📦	EAN	🔌	Price
25	E14	35	101	E	100				1.000		8	4000870 552209		552.20
40	E14	35	101	E	230				1.000		8	4000870 552407		552.40



Clear Claro Chiaro

W	⊖	∅ mm	↑ mm	□	lm	cd	↘	K	⌚	ON/OFF	📦	EAN	🔌	Price
40	E14	35	130	E	190				1.000		8	4000870 553404		553.40



Clear Claro Chiaro

W	⊖	∅ mm	↑ mm	□	lm	cd	↘	K	⌚	ON/OFF	📦	EAN	🔌	Price
25	E14	20	114	E	90				1.000		8	4000870 540206		540.20
40	E14	20	114	E	220				1.000		8	4000870 540404		540.40



Clear Claro Chiaro

W	⊖	∅ mm	↑ mm	□	lm	cd	↘	K	⌚	ON/OFF	📦	EAN	🔌	Price
40	E27	65	140	E	170				1.000		1	4000870 550403		550.40



Blacklight Luz negra Luce nera



W	⊖	∅ mm	↑ mm	□	lm	cd	↖	K	⌚	ON/OFF	📦	EAN	🏠
75	E27	55	95						1.000		6	4000870 590706	



Blacklight Luz negra Luce nera



W	⊖	∅ mm	↑ mm	□	lm	cd	↖	K	⌚	ON/OFF	📦	EAN	🏠
75	E27	80	116						1.000		5	4000870 591703	

R80



Red Rojo Rosso



W	⊖	∅ mm	↑ mm	□	lm	cd	↖	K	⌚	ON/OFF	📦	EAN	🏠
40	E27	63	102				35°		1.000		6	4000870 829769	

R63 Infrared



Red Rojo Rosso



W	⊖	∅ mm	↑ mm	□	lm	cd	↖	K	⌚	ON/OFF	📦	EAN	🏠
60	E27	80	115				80°		1.000		5	4000870 829776	

R80 Infrared



Red Rojo Rosso




W	⊖	∅ mm	↑ mm	□	lm	cd	↖	K	⌚	ON/OFF	📦	EAN	🏠
100	E27	95	134				80°		1.000		4	4000870 829660	

R95 Infrared



Silver Plateada Argentato



W	⊖	∅ mm	↑ mm	□	lm	cd	↖	K	⌚	ON/OFF	📦	EAN	🏠
25	E14	39	66			120		2700	1.000		8	4000870 202319	



Silver Plateada Argentato



W	⊖	∅ mm	↑ mm	□	lm	cd	↖	K	⌚	ON/OFF	📦	EAN	🏠
50	E14	45	71			200		2700	1.000		8	4000870 200476	



TV - Blue TV - Azul TV - Bleu



W	⊖	∅ mm	↑ mm	□	lm	cd	↖	K	⌚	ON/OFF	📦	EAN	🏠
15	E14	25	60						1.000		16	4000870 810101	



300° Clear 300° Claro 300° Trasparenza



W	⊖	∅ mm	↑ mm	□	lm	cd	↖	K	⌚	ON/OFF	📦	EAN	🏠
25	E14	45	75	F	185			2300	1.000		8	4000870 820209	
40	E14	45	75	E	389			2700	1.000		8	4000870 820407	



Opal Opal Opale



W	⊖	∅ mm	↑ mm	□	lm	cd	↖	K	⌚	ON/OFF	📦	EAN	🏠
25	E14	45	78	F	160			2700	1.000		8	4000870 106211	
40	E14	45	78	F	300			2700	1.000		8	4000870 106419	



300° Clear 300° Claro 300° Trasparenza



W	⊖	∅ mm	↑ mm	□	lm	cd	↖	K	⌚	ON/OFF	📦	EAN	🏠
15	E14	22	50	F	85			2300	1.000		16	4000870 820100	



300° Clear 300° Claro 300° Trasparenza



W	⊖	∅ mm	↑ mm	□	lm	cd	↖	K	⌚	ON/OFF	📦	EAN	🏠
25	E14	25	55		125			2200	1.000		16	4000870 820117	



Clear Claro Chiaro



W	⊖	∅ mm	↑ mm	□	lm	cd	↖	K	⌚	ON/OFF	📦	EAN	🏠
15	BA15d	16	47	G	75			2300	1.000		16	4000870 808108	





Blue Azul Blu

W	⊖	∅ mm	∓ mm	□	lm	cd	∠	K	⌚	ON/OFF	📦	EAN	🏠
75	E27	95	132			700	35°	3500	1.000		4	4000870 500705	500.70



R95



Blue Azul Blu

W	⊖	∅ mm	∓ mm	□	lm	cd	∠	K	⌚	ON/OFF	📦	EAN	🏠
60	E27	80	115			240	80°	3500	1.000		5	4000870 501603	501.60
75	E27	80	115			320	80°	3500	1.000		5	4000870 501702	501.70



R80



Blue Azul Blu

W	⊖	∅ mm	∓ mm	□	lm	cd	∠	K	⌚	ON/OFF	📦	EAN	🏠
60	E27	63	102			640	35°	3500	1.000		6	4000870 502600	502.60



R63

Plantina R95
incl. 1x75 W, E27
4500 K
∠ 35°
240 V
∓170 mm ∓136 cm ∅120 mm
EAN 4000870 503300
503.30
🏠 500.70
🏠 White 🏠 Metal
🏠 Blanco 🏠 Metal
🏠 Bianco 🏠 Metallo

Plantina R95
incl. 1x75 W, E27
4500 K
∠ 35°
230 V
∓170 mm ∓136 cm ∅120 mm
EAN 4000870 503409
503.40
🏠 500.70
🏠 Brushed iron 🏠 Metal
🏠 Acero Mate 🏠 Metal
🏠 Ferro spazzolato 🏠 Metallo

The energy-efficiency class label is shown as follows:

La etiqueta de clase de ahorro energético se representa del siguiente modo:

L'etichetta indicante la classe di efficienza energetica prevede la seguente rappresentazione:

Example Ejemplo Esempio	① Luminaire Lámpara Dispositivo	② Bulbs Luminaria Lampadina
	Arctus max. 60 W, E27 230 V ∓80 ∅275 mm EAN 4000870 703458 703.45	This luminaire is compatible with bulbs of the energy classes A++-E . Esta lámpara es compatible con luminarias de las clases A++-E . Questo dispositivo è compatibile con lampadine delle classi energetiche A++-E .
	Futura incl. 2x3,5 W, GU10, A 230 V ∓150 ∓275 ∓80 mm EAN 4000870 601792 601.79	This luminaire is compatible with bulbs of the energy classes A+-E . Esta lámpara es compatible con luminarias de las clases A+-E . Questo dispositivo è compatibile con lampadine delle classi energetiche A+-E .
	Orbit incl. 1x18,5 W 1100 lm, 3000 K 230 V ∅360 ∓57 mm EAN 4000870 703908 703.90	This luminaire contains built-in LED lamps. Esta luminaria lleva lámparas LED incorporadas. Questo dispositivo è munito di lampade a LED integrate.
	HaloLED incl. 4x20 W, GU4, C / 3x1,5 W 4x167 lm, 2900 K ∠ 30°, 500 cd 230/12 V, 105 VA ∓160 mm 2,5 mm ² ∓12 mm EAN 4000870 940709 940.70	This luminaire contains built-in LED lamps and has sockets for bulbs of the energy classes B-D . Esta luminaria lleva lámparas LED incorporadas y contiene casquillos para bombillas de las clases energéticas B-D . Questo dispositivo è munito di lampade a LED integrate e di attacchi per lampadine di classi energetiche B-D .

Example Ejemplo Esempio	③ Bulbs Luminaria Lampadina
	Energy-efficiency class: A Clase de ahorro energético: A Classe di efficienza energetica: A

Products without specification of the energy-efficiency class are not included in the application area covered by EU Regulation 874/2012.

Los productos sin indicación de la clase de ahorro energético se salen del ámbito de aplicación del reglamento europeo 874/2012.

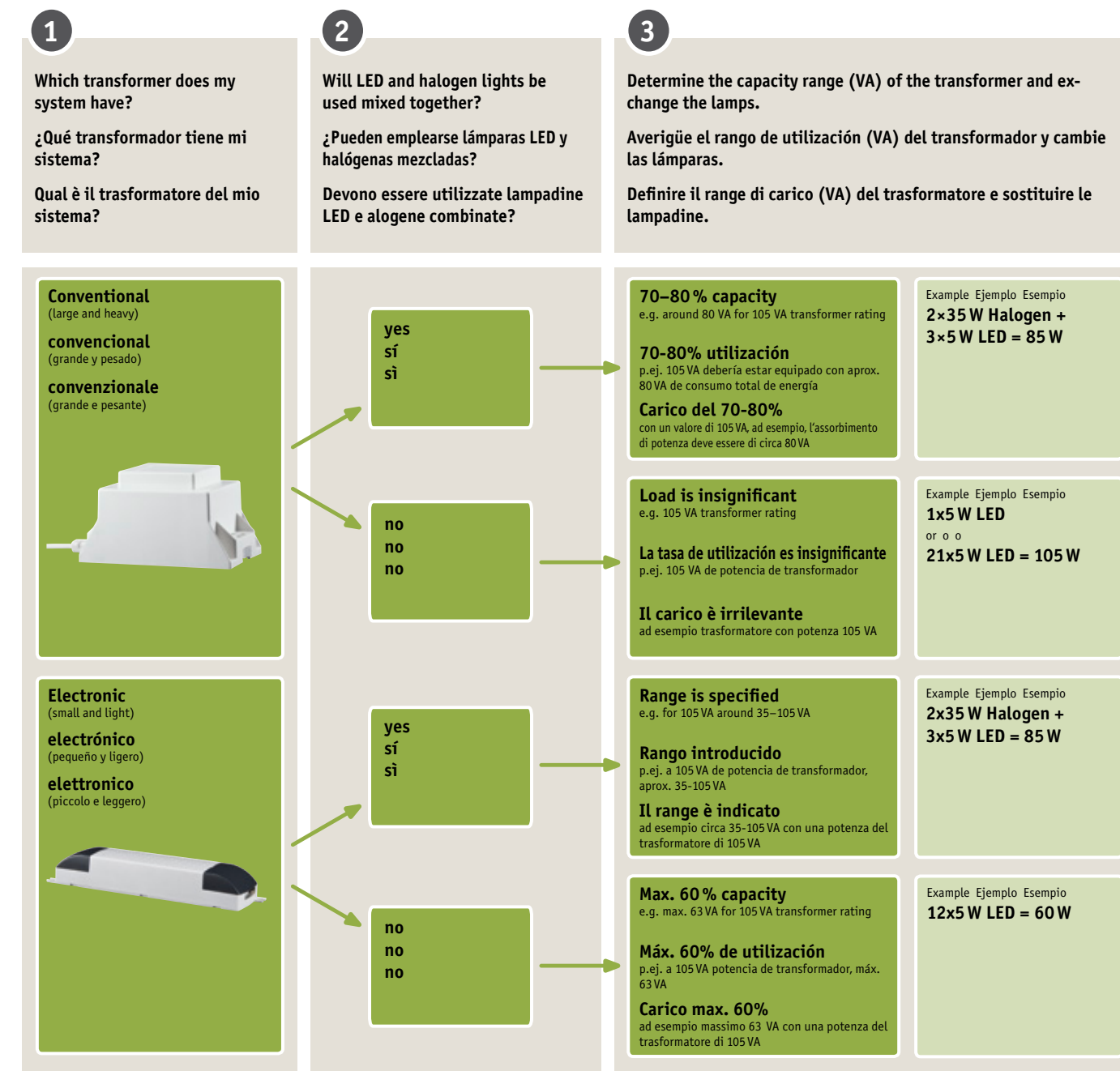
I prodotti che non recano l'indicazione della classe di efficienza energetica non rientrano nel campo di applicazione del regolamento UE 874/2012.

Socket – Shape – Lighting equipment
 Portalámparas – Modelo – Tecnología
 Base – Forma – Soluzione illuminotecnica

 E27	 LED Energy Saver Halogen 230V Classic	 GU10	 LED Energy Saver Halogen 230V
 E14	 LED Energy Saver Halogen 230V Classic	 GZ10	 Halogen 230V
 B22d	 Halogen 230V Energy Saver	 G4	 LED Halogen 12V
 BA15d	 Halogen 230V Classic	 GY6,35	 Halogen 12V
 GU4	 LED Halogen 12V	 G9	 LED Energy Saver Halogen 230V
 GU5,3	 LED Halogen 12V	 R7s	 LED Halogen 230V

Lumen values on Paulmann packaging
 Valor de lumen en el embalaje de Paulmann
 Valore lumen riportato sulle confezioni Paulmann

Select the desired design. Find your socket type. Should the lamp be dimmable? Select the desired brightness (watts/lumen). Please pay attention to the minimum transformer load. Which luminous colour should the lamp have?	;Selezionare el diseño que desee! ;Busque su casquillo! ;La lámpara debe ser regulable? Selecione la claridad deseada (vatios/lumen). Tenga en cuenta la carga mínima en transformadores. ;Qué color de luz debe tener su lámpara?	Selezionate la forma desiderata! Individuate l'attacco giusto! La luce deve essere regolabile? Selezionate la luminosità desiderata (watt/lumen). Considerate il carico minimo dei trasformatori. Quale deve essere il colore della luce della lampadina?
---	--	---




The value of 1 VA (Volt-ampere) in the transformer rating corresponds to the value of 1 W (watt) in the rated power consumption of the lamps. If the new LED lamps do not meet the minimum transformer load, we recommend a new electronic transformer which consumes power of 0-40 watts (with LED). Item no. 977.67

El valor de 1 VA (voltamperios) en la norma de potencia de transformadores corresponde a 1W (vatio) de consumo de energía de las lámparas. Si los nuevos LED no alcanzan la carga mínima del transformador, le recomendamos un nuevo transformador eléctrico, que acepte potencia de 0-40 vatios (con LED) Art. n° 977.67

Il valore di 1 VA (voltampere) nell'indicazione della potenza del trasformatore corrisponde a 1 W (watt) di potenza assorbita dalle lampadine. Se le nuove lampadine LED non raggiungono il carico minimo del trasformatore, si consiglia l'utilizzo di un nuovo trasformatore elettronico che assorbe la potenza di 0-40 watt (con i LED). Codice: 977.67

How bright is the lamp?
¿Cómo de luminosa es la lámpara?
Quanto è luminosa la lampadina?

Brightness with omnidirectional spotlights
Luminosidad de proyectores omnidireccionales
Luminosità con luci omnidirezionali

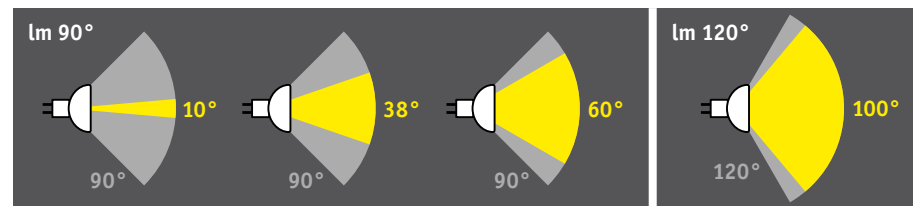


The unit of measurement lumen (lm) specifies with luminous flux the total amount of light that an omnidirectional lamp emits.

La unidad lumen (lm) de flujo luminoso indica la cantidad total de luz que emite una lámpara que irradie en todas direcciones.

L'unità di misura lumen (lm) e il flusso luminoso indicano la quantità complessiva di luce emanata da una lampadina.

Brightness with reflector lamps
Luminosidad de lámparas reflectoras
Luminosità con riflettori



All reflector lamps with a beam angle of up to 90° are prescribed with luminous flux in a 90° angle and can therefore be compared. The brightness is measured outside of the 90° angle even though the actual beam angle is lesser.

All reflector lamps with a beam angle of 91° to up to 120° are prescribed with luminous flux in a 120° angle. These bulbs are not suitable for accent lighting.

All bulbs with a beam angle greater than 120° are considered „non-directional light“ and are prescribed with the luminous flux value (lumen, lm) that is determined in the complete 360° around the bulb.

The various units of measurement lumen (lm), lumen in the 90° angle (lm90°) and lumen in the 120° angle (lm120°) cannot be compared with each other.

Para posibilitar su comparación, en todas las lámparas reflectoras con un ángulo de irradiación de hasta 90° se indica el flujo luminoso en un ángulo de 90°. Se mide la luminosidad dentro del ángulo de 90°, aunque el ángulo de irradiación real sea menor.

En todas las lámparas reflectoras con un ángulo de irradiación de 91° hasta 120° se indica el flujo luminoso en un ángulo de 120°. Este tipo de luminaria no es adecuado para una iluminación de acentuación.

Todas las luminarias con un ángulo de irradiación mayor de 120° se consideran como „luz no dirigida“ y en ellas se indica el valor del flujo luminoso (lumen, lm) irradiado en todas direcciones (360°) alrededor de la luminaria.

Las diversas unidades de medida, lumen (lm), lumen en un ángulo de 90° (lm90°) y lumen en un ángulo de 120° (lm120°), no son comparables entre sí.

Tutti i riflettori con un angolo di irradiazione fino a max. 90° vengono contrassegnati con flusso luminoso a 90° e sono quindi comparabili tra loro. La luminosità viene misurata all'interno dell'angolo di 90°, anche se l'angolo di irradiazione effettivo è minore.

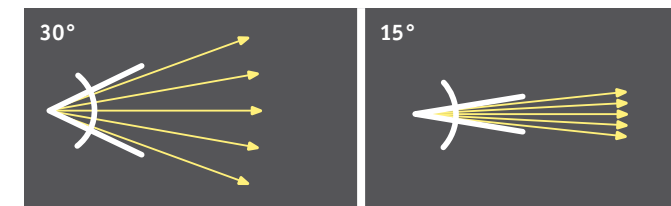
Tutti i riflettori con un angolo di irradiazione compreso tra 91° e max. 120° vengono contrassegnati con il valore di flusso luminoso a 120°. I corpi luminosi di questo tipo non sono adatti per l'illuminazione di accento.

Tutti i corpi luminosi con un angolo di irradiazione superiore a 120° sono considerati „luci non mirate“ e vengono contrassegnati con il valore di flusso luminoso (lumen, lm) calcolato su tutti i 360° intorno al corpo luminoso.

Le diverse unità di misura lumen (lm), lumen a 90° (lm90°) e lumen a 120° (lm120°) non sono comparabili tra loro.

Desired luminous colour?
¿Qué color de luz se desea?
Quale colore della luce desidera?

Candela




Broader beam angle, less light intensity
Mayor ángulo de irradiación, menor intensidad lumínica
Ampio angolo di irradiazione, intensità luminosa più ridotta

Narrower beam angle, greater light intensity
Menor ángulo de irradiación, mayor intensidad lumínica
Angolo di irradiazione più ridotto, elevata intensità luminosa

The unit of measurement candela (cd) specifies the light intensity of focused light as emitted by reflector lamps. Reflector lamps focus the luminous flux in a certain beam angle (specification in degrees). The narrower the angle, the greater is the focussing and the higher the candela value.

La unidad candela (cd) indica la intensidad luminosa de un haz de luz, como el generado por lámparas reflectoras. Las lámparas reflectoras concentran e intensifican el flujo luminoso en un ángulo determinado de irradiación (especificación en grados). Cuanto menor sea el ángulo, más intensa será la concentración y mayor el valor en candelas.

L'unità di misura candela (cd) indica l'intensità luminosa della luce in fasci, come ad esempio quella dei riflettori. I riflettori emettono la luce in fasci e rafforzano il flusso luminoso a un determinato angolo di irradiazione (indicato in gradi). Più ristretto sarà l'angolo, più potenti i fasci di luce e più elevato il valore candela.



Warm white
Blanco cálido
Bianco caldo

Neutral white
Blanco neutro
Bianco neutro

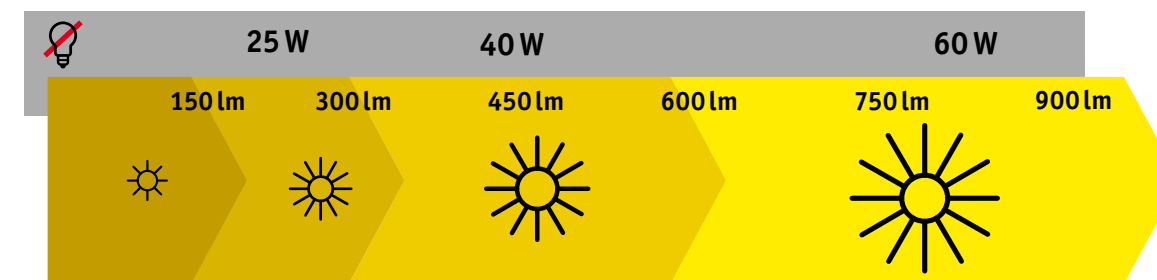
Daylight white
Blanco de luz del día
Buce diurna

The colour temperature is specified by the unit Kelvin (K) and describes whether the white light is either a more warm yellow or a cold blue. Warm white light is like the afternoon daylight; it has a comforting and relaxing effect. Neutral white light is invigorating; daylight white encourages concentration.

La temperatura de color se especifica en Kelvin (K) y describe si la luz blanca es más bien de un amarillento cálido o de un azulado frío. La luz blanca cálida se asemeja a la luz del atardecer y produce un efecto confortable y relajante. La luz blanca neutral produce un efecto estimulante, la luz blanca diurna potencia la concentración.

La temperatura di colore viene espressa in Kelvin (K) e indica se la luce bianca tende più alle tinte calde del giallo o a quelle fredde del blu. La luce bianca calda ricorda la luce naturale sul finire della giornata, ricreando un'atmosfera piacevole e rilassante. La luce bianca neutra ha un effetto energizzante, mentre quella bianca naturale aiuta la concentrazione.

Watt (W) = power consumption
Vatio (W) = consumo eléctrico
Watt (W) = consumo elettrico



Lumen (lm) = brightness
Lumen (lm) = luminosidad
Lumen (lm) = luminosità

Room lighting
Iluminación del espacio
Illuminazione degli ambienti

How much power is required to illuminate a room?

Lumen values on Paulmann packaging
Different rooms need different light. You should have more light in the kitchen or the bathroom than in the living room, and less in the hallway. A room decorated in light shades will require fewer lamps than a room with darker furnishings to achieve the same level of brightness.

Lumen (lm) is the unit of measurement of luminous flux and is therefore the decisive value for the brightness of a bulb.

For basic lighting we recommend the following values. They are based on averages measured over years of field experience and a range of tests which we conducted independently.

Basic lighting in the living room / hall 100 lm/m²
Basic lighting for kitchen / bathroom 300 lm/m²

The final touch is added to the basic lighting by additional light sources such as table lamps in the living room, under-cabinet lighting in the kitchen, or mirror lamps in the bathroom.

Many lights are dimmable, so you can adjust the lighting as desired.

When purchasing a new lamp you should also consider the luminous colour, as this describes whether the light is more yellowish/warm or bluish/cool. Cold luminous colours often seem brighter than warmer ones, but not as comforting.

Quanta potenza è necessaria per illuminare una stanza?

Ambienti diversi necessitano di luci diverse. Nella cucina o in bagno dovrebbe esserci sempre più luce del soggiorno, il corridoio invece dovrebbe essere meno luminoso. Le stanze con mobilia chiara hanno bisogno di meno luce rispetto a quelle con mobilia scura, per offrire la stessa luminosità.

Lumen (lm) è l'unità di misura del flusso luminoso e quindi il valore decisivo per quanto riguarda la luminosità di una lampadina.

Per l'illuminazione base vi consigliamo i valori di seguito indicati. Questi si basano sui valori medi riscontrati in anni e anni di esperienza e diversi test eseguiti autonomamente.

Illuminazione base soggiorno / corridoio 100 lm/m²
Illuminazione base cucina / bagno 300 lm/m²

L'illuminazione base viene completata da altre sorgenti luminose, ad esempio lampade da tavolo in soggiorno, lampade sottopensili in cucina o le luci dello specchio nel bagno.

Molte luci sono dimmerabili, di modo da regolare liberamente i rapporti tra le varie condizioni di luce.

Acquistando una nuova lampada dovete tenere in considerazione il colore della luce, perché questo indica se la luce tende più alle tinte calde del giallo o a quelle fredde del blu. Le luci con colori freddi possono sembrare spesso più luminose di quelle coi colori caldi, che non sono particolarmente piacevoli.

¿Cuánta potencia se necesita para iluminar un espacio?

Distintos espacios necesitan distinta luz. En la cocina o el baño, debería haber más luz que en el salón; en el pasillo, menos. Habitaciones con decoración clara necesitan menos lámparas que las decoradas en oscuro para tener la misma claridad.

Lumen (lm) es la unidad de medida para la corriente de luz y, con ello, el valor decisivo para la claridad de una luminaria.

Para la iluminación de fondo recomendamos los siguientes valores. Se basan en valores medios obtenidos tras muchos años de experiencia y pruebas diversas realizadas por nosotros mismos.

Luz de fondo para salón / pasillo 100 lm/m²
Luz de fondo para cocina / baño 300 lm/m²

La iluminación de fondo se completa con más fuentes de luz, como lámparas de mesa, lámparas bajo mueble en la cocina o luces para espejos en el baño.

Muchas luces son regulables en intensidad, de manera que puede adaptar las condiciones de luz como desee.

Al comprar una bombilla nueva también debe tener en cuenta el color de la luz, ya que describe si la luz será más bien amarilla cálida o azulada fría. Los colores de luz fríos a menudo parecen más claros que los cálidos, pero no son tan acogedores.



Lumen values on Paulmann packaging
Valor de lumen en el embalaje de Paulmann
Valore lumen riportato sulle confezioni Paulmann

Sample light plan 12m² living room with recessed lights
Ejemplo de planificación lumínica de salón de 12m² con lámparas empotrables
Esempio di pianificazione dell'illuminazione per un soggiorno da 12 m² con faretti ad incasso

LED
recessed lights
Lámpara empotrada
Faretto a incasso

925.85 (560 lm)
x 3
= 1.680 lm
= 140 lm/m²

Energy Saver
3-piece set of recessed lights
Lámparas empotradas, juego de 3
Set da 3 di faretti a incasso

920.01 (3 x 240 lm)
x 2 sets
= 1.440 lm
= 120 lm/m²

Halogen 12V
4-piece set of recessed lights
Lámparas empotradas, juego de 4
Set da 4 di faretti a incasso

994.45 (4 x 430 lm)
x 1 set
= 1.720 lm
= 143 lm/m²

Halogen 230V
6-piece set of recessed lights
Lámparas empotradas, juego de 6
Set da 6 di faretti a incasso

988.80 (6 x 292 lm)
x 1 set
= 1.752 lm
= 146 lm/m²

Output specification in the case of products using LEDs
Información sobre la potencia de los productos con LED
Indicazione della potenza per prodotti con LED

Because **LED** products include integral chokes, the total electric output used may exceed the output specified for the relevant LED in W. The total output used is termed the **dummy output S** and is specified in VA. The dummy output S must be taken into account when selecting transformers. The total of all dummy outputs is the minimum output for the transformer to be selected.

Debido a los estabilizadores montados en productos con **LED**, la potencia eléctrica total registrada puede ser mayor que la potencia indicada del LED utilizado en vatios. La potencia eléctrica total registrada se denomina **potencia aparente S** y se indica en voltamperios. Para realizar la elección del transformador deberá tenerse en cuenta la potencia aparente S. La suma de todas las potencias aparentes da como resultado la potencia mínima del transformador que se ha de elegir.

A causa degli alimentatori incorporati nei prodotti con **LED**, la potenza elettrica complessiva assorbita può essere superiore alla potenza in W dei LED utilizzati. La potenza elettrica complessiva assorbita è denominata **"potenza apparente S"** ed è indicata in VA. Per la scelta dei trasformatori si deve considerare la potenza apparente S. La somma di tutte le potenze apparenti fornisce la potenza minima del trasformatore da scegliere.

Example:
Ejemplo:
Esempio:

3 x 281.57			Trafo
S = 8 VA P = 5 W	+	S = 8 VA P = 5 W	+
S = 8 VA P = 5 W	+	S = 8 VA P = 5 W	=
			≥ 24 VA magnetic transformer

Cable cross-sections 12V
Secciones transversales del conductor 12V
Sezioni dei cav 12V

Determination of the cable cross-section
 Determinación de la sección transversal del conductor
 Determinazione della sezione del cavo

Light output Potencia de lámpara Potenza della lampada	Cable length Longitud del conductor Lunghezza del cavo				
	2,5 m	5,0 m	7,5 m	10,0 m	15 m
	Cable cross-section mm ² Sección transversal del conductor mm ² Sezione del cavo in mm ²				
20 W	0,75	0,75	1,5	1,5	2,5
50 W	1	2,5	4	4	6
100 W	2,5	4	6		
150 W	4	6			
200 W	4				
250 W	6				
300 W	6				

Only for feed cables to distributions – not for wire systems.
 Calculated for a 3 % voltage drop. Maximum cable length in the case of electronic transformers: 2 m.

Sólo para cables de entrada para distribuidores y no para sistemas de cables.
 Calculado para una caída de tensión de un 3 %. Longitud máxima de conductor de 2 m para transformadores electrónicos.

Solo per cavi di distribuzione, non per sistemi a fune.
 Calcolo eseguito per una caduta di tensione del 3 %. Per i trasformatori elettronici: lunghezza massima del cavo 2 m.

Recommended cable cross-sections for 12 V wire systems
 Secciones transversales del conductor recomendadas para sistemas de cables de 12V
 Sezioni raccomandate per i cavi di sistemi a fune a 12 V

Light output Potencia de lámpara Potenza della lampada	Wire length Longitud de cable Lunghezza della fune	
	<5 m	>5 – 15 m
	Cable cross-section in mm ² Sección transversal del conductor mm ² Sezione del cavo in mm ²	
<150 W	2,5	–
>150 – 300 W	–	4

Wire systems may not have an output exceeding 300 W!
 In the event of a higher output requirement, use circuit-cutters, thus forming two electric circuits! The appearance of the wire will be unaffected.

Los sistemas de cables deben tener una potencia inferior a 300 W!
 Si se requiere más potencia, utilice un seccionador y cree así dos circuitos! Esto no repercute en la óptica del cable.

La potenza dei sistemi a fune non può superare i 300 W!
 Se è necessaria una potenza superiore, utilizzare appositi sezionatori per formare due circuiti elettrici! L'effetto estetico della fune resta inalterato.

Transformer load
Carga del transformador
Carico massimo del trasformatore

How can transformers be fitted with an admissible load?
 ¿Cómo se pueden dotar los transformadores con una carga fiable?
 Come ottenere il carico massimo consentito per i trasformatori?

Trafo VA	10 W	20 W	35 W	50 W
60 VA	6 x 10 W	3 x 20 W	1 x 35 W 3 x 20 W	1 x 50 W
70 VA	7 x 10 W	3 x 20 W 1 x 10 W	2 x 35 W	1 x 50 W 1 x 20 W
80 VA	8 x 10 W	4 x 20 W	2 x 35 W 1 x 10 W	1 x 50 W 3 x 10 W
105 VA	10 x 10 W	5 x 20 W	3 x 35 W	2 x 50 W
150 VA	15 x 10 W	7 x 20 W 1 x 10 W	4 x 35 W 1 x 10 W	3 x 50 W
200 VA	20 x 10 W	10 x 20 W	5 x 35 W 1 x 20 W	4 x 50 W
210 VA	21 x 10 W	10 x 20 W 1 x 10 W	6 x 35 W	4 x 50 W 1 x 10 W
250 VA	25 x 10 W	12 x 20 W 1 x 10 W	7 x 35 W	5 x 50 W
300 VA	30 x 10 W	15 x 20 W	8 x 35 W 1 x 20 W	6 x 50 W

Dimmer identification
Identificación del regulador
Marcatura dimmer

During installation the right dimmer must be matched to the right bulb or light.

All Paulmann transformers are dimmable.

- For LED bulbs, you need either a leading-edge or trailing-edge dimmer.
- For 12V halogen bulbs with an electronic transformer normally a trailing-edge dimmer is needed,
- while for 12V halogen bulbs with a conventional transformer a leading-edge dimmer is required.
- 230V halogen bulbs can be dimmed with any dimmer.

The three letters „R“, „L“, „C“ or a combination thereof are used to identify dimmers and electronic transformers.

In order to choose the correct dimmer, the corresponding letters on the transformer, bulb and dimmer must match.

If halogen lamps are frequently dimmed, from time to time you should turn the dimmer up to full power to excite the halogen cycle in the lamps again and help maintain a long lifetime.

En la instalación se debe combinar el regulador correcto con la lámpara correcta.

Todos los transformadores Paulmann son regulables.

- Para lámparas LED necesita un reductor de corte de INICIO de fase o reductor de corte de FINAL de fase.
- Para lámparas halógenas de 12V con transformador electrónico, normalmente un reductor de corte de FINAL de fase,
- Para lámparas halógenas de 12V con transformador convencional, un reductor de corte de INICIO de fase.
- Los halógenos de 230V se pueden regular con todos los reguladores.

Se emplearán las tres letras “R”, “L”, “C” o sus combinaciones para identificar en el futuro el regulador y los transformadores electrónicos.

Para elegir el regulador correcto, las letras del transformador/de la lámpara deberán coincidir con las del regulador.

Si se baja la intensidad de lámparas halógenas a menudo, de vez en cuando se deben poner a máxima potencia para activar el circuito halógeno y así mantener su vida útil.

In una installazione, il dimmer deve essere adatto alla lampadina / luce.

Tutti i trasformatori Paulmann sono dimmerabili.

- Per le lampade a LED è necessario un dimmer ad anticipo di fase o a controllo di fase.
- Normalmente con le lampadine Halogen 12V con trasformatore elettronico viene impiegato un dimmer ad anticipo di fase.
- Per le lampadine Halogen 12V con trasformatore tradizionale un dimmer a controllo di fase.
- Le lampadine alogene da 230V possono essere regolate con qualsiasi dimmer.

I dimmer e i trasformatori elettronici sono contrassegnati dalle tre lettere „R“, „L“, „C“ o da opportune combinazioni delle stesse.

Per la scelta del dimmer più adatto, le lettere presenti sul trasformatore/la lampada devono coincidere con quelle presenti sul dimmer.

Se regolate spesso, le lampade alogene devono essere portate ogni tanto alla massima potenza per rieccitare il ciclo alogeno nelle lampadine e mantenere così la durata.

Bulbs with ... Luminaria con... Lampadina con ...	Transformers transformador trasformatore	Dimmer Regulador Dimmer	R	R,L	R,C	R,L,C
LED 12V	Electronic electrónicos elettronici	C **			✓ *	
LED 230V		L		✓ *		
Energy Saver						
Halogen 12V	Conventional Electronic convencionales electrónicos tradizionali elettronici	L **		✓		✓
		C			✓	✓
Halogen 230V	Electronic electrónicos elettronici		✓	✓	✓	✓
Classic 230V			✓	✓	✓	✓

* as long as the bulb is dimmable
 ** usual models

* siempre que la luminaria sea regulable
 ** variante habitual

* se la lampadina è dimmerabile
 ** variante classica

Safe areas Áreas de protección Zone di protezione



IP67
Water proof during temporary immersion
(* and 12 V low voltage protector)

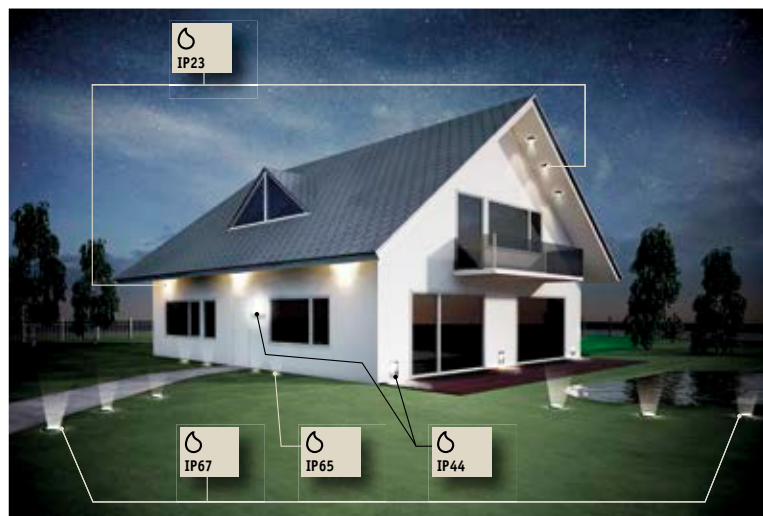
Resistente al agua en caso de inmersión temporánea
(* y 12 V tensión baja de protección máx.)

Impermeabile all'immersione temporanea
(* e 12 V bassissima tensione di protezione)

IP65
Water jet protected against direct water jets
(* and 12 V low voltage protector)

Resistente al agua proyectada en caso de chorro directo
(* y 12 V tensión baja de protección máx.)

Protezione dai getti diretti d'acqua
(* e 12 V bassissima tensione di protezione)



IP44
Splash protected
Resistente a salpicaduras de agua
Protezione dagli spruzzi d'acqua

IP23
Spray protected
Resistente al agua atomizada
Protezione da acqua nebulizzata

IP...
Safety classification IP 23 only applies to ceiling fittings.
La clase de protección IP sólo es válida en las instalaciones en el techo.
Il grado di protezione IP è valido solo per il montaggio a soffitto.

Rooms with electrical systems acc. to DIN VDE 0100 T.701 (areas valid for ceilings up to 2.25 m)

Only luminaires that are covered by a permanently attached glass plate may be installed in the ceiling or where the operation is low voltage protector.

The safety power source has to be outside the marked areas and there needs to be protection against direct contact of live parts. Cable and lines up to 5 cm deep in wall: only vertical layout and cable inlet in the back side of the luminaire.

The evaluation of the areas must be conducted by a local electrician in accordance with national installation regulations.

Interiores con equipos eléctricos según DIN VDE 0100 T.701 (margen válido de hasta 2,25 m de altura)

En el techo podrán empotrarse únicamente lámparas que estén cubiertas por una luna fija o que funcionen con baja tensión de protección.

La fuente de corriente de seguridad deberá hallarse fuera de la zona marcada y estar protegida contra el contacto directo de componentes conductores de tensión. Cables y conducciones hasta 5 cm bajo el enlucido: solamente tendido en vertical e introducción de cable en la cara trasera de la lámpara.

La evaluación de zonas deberá efectuarse en conformidad con las normativas de instalación nacionales y por un electricista local.

Locali con impianti elettrici a norma DIN VDE 0100 T.701 (zone con un'altezza massima di 2,25 m)

Gli apparecchi d'illuminazione possono essere incassati nel soffitto solo se sono coperti da una lastra di vetro fissa, oppure se sono alimentati con bassissima tensione.

La fonte della corrente di sicurezza deve essere disposta al di fuori delle zone contrassegnate e deve essere presente una protezione che impedisca il contatto diretto con i componenti attraversati dalla corrente. Cavi e conduttori fino a 5 cm sotto l'intonaco: solo posa verticale e inserimento del cavo nel lato posteriore dell'apparecchio d'illuminazione.

La valutazione delle zone deve essere eseguita da un elettricista del posto in conformità alle direttive d'installazione nazionali.

2Easy	124, 145, 175, 357-360
Adaptador	158, 365-367
Adapter E27 - GU10	158, 365-367
Adattatore	158, 365-367
AirLED	95-97
Akzent	419, 422
Alargamiento	227, 366
Alimentación	127, 160, 175
Alimentazione	127, 160, 175
Alura	145
Amfortas	138
Anello di montaggio	225-226, 338-339
Anelo elastico	368
Anillo de montaje	225-226, 338-339
Antares	27
Anti Insecta	437
Aqua Mood	311
Arandela de retención	368
Arazzo	145
Arctus	23
Aria	274
Arioso	66
Assistant I	58
Assistant II	58
Asta	41
Asta luminosa	123
Astrid Flex	92
Attacco	367
Attacco a parete	126
Attacco cavo	125
Bali	114
Barelli	133, 136-137, 147-148, 154
Bariton	67
Barrel	280
Base set	428
Basic	361-362
Basic system	111, 124, 163, 175
Bela	31
Berengo	26
Biabo	24
Binari	160
Biodola	145
Black light	197, 390, 392, 396
Blacklight	442
Blanko	141, 145, 150-151, 156-157
Blocco cavo	127
Bloque de cable	127
Bolo	121, 173
Bound	20
Bow	289
Butler	57
Buttino	19
Cable	124, 367
Cable block	127
Cable connection	189, 227, 368
Cable connector	125
Cable de tensión	124
Cable holder	125
Cable unión	189, 227, 368
Calami	48
Candero	55
Cannes	169-170
Canno	53
Caracas	115
Carcasa incorporado	363-364
Cardan	117, 123
Cardano	264-266
Carina	27
Cavo	124, 367
Cavo di tensione	124
Cavo relazione	189, 227, 368
Channel	60, 131
Circle	309
Circlip	368
Clamp spot	46-47, 54-55
Classico	91
Clip spot	47

Collegamento a parete	126
Colmar	114, 121, 173
Color	51
CombiSystems	36-37, 121-122, 173-174
Comet	119, 123
Comet II	166
Conector	160-161
Conector enchufable	367
Conexión a pared	126
Conexión de pared	126
Connector	160-161
Connettore	160-161
Connettore a spina	367
Coppa da incasso	363-364
Cosylight	409, 429-431, 436, 441
Crecimiento de plantas	236, 444
Crescita di piante	236, 444
Crosslight	222
Crown mirror	396, 401, 404, 430, 435
CubeLine	208
Cup	103
Cupula espejo	396, 401, 404, 430, 435
Curvus	47
Deco LED	331
DecoBeam	18, 198
DecoPipe	408, 425, 429
DecoSystems	76-79, 111-113, 122, 141-143, 150, 156, 163, 174, 312-313
Deko Akzent	422
Delta Profil	203
Deneb	26
Detector de movimientos	186, 305, 379
Deviatore	125-126
Dichroic	81
Diffusore	126
Difusor	126
Dimmer	378
Disc	334, 344, 410
Disc Trafo	370
Diversor	125-126
Diverter	125-126
Dopp	21
DressLight	209
Drilled	272
Duo	413
Duo Profil	201
easyClick2	304
EasyPower	106, 121, 173, 324
Eleon	27
elica multipla	441
Ella	40
Elli	41
Encendedor	415
Enjoy LED	43
Espiral	411-412
Extension	227, 366
Faccetto	20
Falesco	21
Falima	25
Feed	127, 160, 175
Feelings Flame	436
Fennel	121, 173
Fiamma scintillante	436
Fiammingo	252
Fine fuse	378
Finja	54
Fitting	367
Flame	252
Flame- color cálido	252
Flat Trafo	371
Flatline	216
Flexo	51
Flexo II	51
Flexus ESL	56
Flexus I	56
Flexus II	57
Flexus III	56
Flexus IV	56

Flickering candle	436
Floor Profil 1m	204
Floor recessed lights	239
Foco de pinza	46-47, 54-55
Foot dimmer	378
Forno	443
Function	198
Fusibili	378
Fusibles para corrientes débiles	378
Futura	72
Galeria	49
Galeria I	52
Galeria II	52
Garden Spot	234-235
Gemini	28
Georgia	87
Gesa	55
Gesa ESL	54
Giba	38
Ginger	106
Globe	103-104, 166
Globo	103-104, 166
Gryps	55
Gurnemannz	135, 147
Halo+	417-418, 420, 423, 425-426
HaloLED	104
Haz de luz concentrada	440
Helena	33
Hélice múltiple	441
Herba I	46
Hexa	267, 316, 386, 423
HighPower LED	223, 330
Hilke	90
Hip	169-171
Horno de cocer	443
House number	246-247
Hoya	92
Ida	44
imán	363
Infrared	442
Infrared lamp	442
Infrarosso	442
Infrarrojo	442
IP44	338
Ixa	25
Jenni	39
JetLine	208
Juego de Zócalo	428
Juwel	419, 421
Kegi	79, 113, 143
Kiia	40
Klingsor	138
Klipp Klapp	335
Kolibri	127
Kuba	116
Kundry	139
Lamp holder	127
Lampada a infrarossi	442
Lampada tubolare	431
Lámpara infrarroja	442
Lámpara tubular	431
LED Star	350-351, 353-355
Lenia	28
light stick	123
Linear	61, 263
Liro	275
Livo	145
Luce nera	442
Luminaria incorporada de suelo	239
Luminarias de montaje	332
Luminarias para espejos	46-48, 50, 52-53
Luminarias para murales	49
Luster terminal	167
Luz negra	197, 390, 392, 396, 442
Mac	168
Mac II	117-119, 123
Mac° Round	167
Macchina da cucire	443

magnet	363	Saturn	349	Uline Galeria	373
magnete	363	Security	418, 420	UpDownlight	223-224, 226, 252
Máquina de coser	443	SenseLight	206	URail	130-139, 141, 145-150, 152-154, 156, 158-161
Maxiflood	388, 418, 421, 426	Sensor	305	USB-Stripe Pack Blue, Red/White	199
Mega	83, 133	Serrafilo	367	Vallabon	19
Meli	70	Set de montaje de elementos de tensión	125-126	Vara	175
Micro Line Dress	340-341	Set di montaggio a trazione	125-126	Varilla de luz	123
Milla	40	Seven Color	386, 391	Vega	24
Mini electronic	406, 411	Sewing machine	443	Vela de destellos	436
Mini LED	326	Sheela	108-109, 122, 168-169, 174	Verbier	170-171
Mipro Trafo	371, 377	Shine	350-352	Verre	123
Mirfak	25	Shockproof	437	Vilma	39
Mirror light	46-48, 50, 52-53	Sibari	38	Vitrino	47
Mix	108	Sigma	84	Volta	145
Mizar	29	Simple	47	Walk LED	43
motion detector	186, 305, 379	Sinus	171	Wall mount	126
Movie	105, 165	Sistema base	111, 124, 163, 175	Wall outlet	126
Multiple filament	441	Sistema de base	111, 124, 163, 175	WaveLine	210
NanoLED	36-37	SkyLight	346-348	Weatherproof	260
Natrix	54	Slimline	214	Whirl	310
Nevo	72	Slimline Micro	214	Wolba	70
Noora	39	Socket	127, 367	Wolbi	73-74, 78-81, 112-113, 133, 142-143, 153
Número de casa	246-247	Sospensione	125-126, 160	Work LED	44
Oculus	54	Spano	19	WorX	215
Orb	64-65	Speaker	305	WorX Plus	215
Osiris II	53	Special Line UpDownlight	223-226	Xara	273
Oven	443	Sphere	63, 105, 165	Xeta	16-17
PadLED	12-13	Spice	106-107, 125, 127, 175	Yasmin	91
Patella	50	Spice Transfo	373	YourLED	180-185, 187-189, 192-198
Pepper	121, 173	Spira	145	Zoccolo set	428
Pharus	134	Spiral	411-412	Zyled	69
Phase	62	Spirale	411-412	Zyli	78, 112, 142, 153
Pherus	135, 153	Spot	440	Zyldro	46
Picture light	49	Spot a morsetti	46-47, 54-55		
Pinja	39	Stage	68, 164		
PIR-Sensor	186, 379	Starter	415		
Plant growth	236, 444	Step	348		
Plantdart	236	Stepino	21		
Plantina	444	surface mounted light	332		
Plaza	42	Surface mounting ring	225-226, 338-339		
Plug connector	367	Suspension	125-126, 160		
Porta-lampada	127	Suspensión	125-126, 160		
Portalámparas	127, 367	Tangens	121, 173		
Power Supply	186, 375-377	Techno	86, 121, 173, 324		
Powerline	107, 123	Teja	88-89, 171		
Premium Line Aqua Mood	311	Teja Flex	89		
Premium Line Cardano LED	264	TeleComet I	102		
Premium Line Drilled Alu	273, 276, 278-279	TeleComet II	102		
Premium Line LED Power Lens Flood	290	tension cable	124		
Premium Line Panel IP44	271	Tension fitting kit	125-126		
Profi Trafo	372	Tensor de cable	125		
Prolunga	227, 366	Tensore di cavo	125		
QPAR 111	391	Testina a specchio	396, 401, 404, 430, 435		
QR 111	423	Tinka	87-88		
Quad	74, 79, 113, 143	TIP	87, 427		
Quadro	226, 256, 262, 268-269, 316, 339, 386, 423	Titurel	138, 149, 154		
Rail	160	Togo	116, 123		
Ramus	52	Toroidal Decorative Transfo	374		
Recessed fitting	363-364	Tower LED	43		
Reductor de luz	378	Trabani	31		
Reductor de luz accionado por pedal	378	Track	160		
Regleta	367	Trafo	186, 370-379		
Regula	48	Transformador	186, 370-379		
RGB	197	Transformer	373, 377, 379		
Riduttore	378	Trasformatore	377		
Riduttore di luce azionato con piede	378	Tremolo	67		
Riel	160	Triangel	225		
Rilevatore di movimento	186, 305, 379	Trinca de cable	125		
Rod	175	Trinidad	115		
Roncalli	138, 149, 154	TriX	206		
Rondo	73	Tube Duo	57		
Rumas	133	Tube lamp	431		
Rustika	441	Tube	175		
Salt	107, 121, 173	Turn	82		
Saphir	29	TV	434, 443		
Sara	44, 107	Twister	91, 169-170		
Saro	41	Two-Step	20, 352		
Sarrasani	139	Uline	373		

106.21	443	280.07	391	282.10	402	301.00	438	548.60	441	601.70	91	602.73	83
106.41	443	280.08	391	282.11	404	301.40	438	549.16	428	601.71	91	602.74	83
127.08	435	280.09	391	282.12	404	301.60	438	549.17	428	601.72	91	602.75	83
128.08	435	280.10	391	282.13	396	314.65	432	549.18	428	601.73	91	602.76	83
178.00	125	280.11	388	282.14	390	314.66	432	549.19	428	601.74	91	602.77	83
178.03	125	280.13	391	282.15	385	314.67	432	549.20	428	601.75	91	602.78	83
178.06	126	280.22	394	282.16	390	314.68	432	549.21	428	601.76	91	602.79	83
178.08	126	280.30	402	282.17	396	3224	427	549.26	428	601.77	91	602.80	84
178.10	126	280.48	388	282.18	392	3230	427	549.27	428	601.78	72	602.81	84
178.14	125	280.49	385	282.19	389	400.17	431	549.28	428	601.79	72	602.82	84
178.24	126	280.71	396	282.21	393	400.18	431	549.29	426	601.80	72	602.83	84
178.34	126	280.91	383	282.22	393	400.19	437	550.40	441	601.81	72	602.84	84
179.43	296	281.02	394	282.23	393	400.20	437	551.20	441	601.82	73	602.85	71
179.45	296	281.03	394	282.24	387	400.21	437	551.40	441	601.83	73	602.86	71
179.46	296	281.07	401	282.25	393	400.22	437	552.20	441	601.84	73	602.87	71
179.48	296	281.08	397	282.26	393	400.23	437	552.40	441	601.85	73	602.88	71
179.51	297	281.09	397	282.27	387	400.24	437	553.40	441	601.86	72	602.89	71
179.53	297	281.10	404	282.28	394	400.25	431	5700	268	601.87	72	602.90	84
179.54	297	281.11	404	282.29	394	400.26	431	5703	268	601.88	72	602.91	84
179.55	297	281.12	387	282.30	400	400.27	431	5704	268	601.89	72	602.92	84
179.56	297	281.31	392	282.31	400	400.28	431	5705	269	602.15	80	602.93	84
179.57	300	281.33	392	282.32	389	400.29	431	5708	269	602.16	80	602.94	74
179.58	297	281.34	388	282.33	389	400.30	431	5709	269	602.17	80	602.95	74
179.59	297	281.35	385	282.34	397	400.31	431	5753	267	602.18	80	602.96	74
200.11	432	281.37	386	282.35	397	400.39	438	5754	267	602.19	67	602.97	74
200.12	432	281.38	386	282.36	384	400.40	438	5774	295	602.20	67	602.98	73
200.13	432	281.41	393	282.37	384	400.41	437	5775	295	602.21	67	602.99	73
200.14	432	281.42	393	282.38	392	400.42	437	5776	295	602.22	66	603.00	73
200.40	438	281.43	400	282.39	392	400.43	437	5777	295	602.23	66	603.01	73
200.47	442	281.44	387	282.40	403	400.44	437	5778	295	602.24	66	603.02	74
201.21	439	281.45	387	282.41	403	401.21	434	5792	302	602.25	66	603.03	74
201.22	439	281.46	384	282.42	403	401.22	434	5793	302	602.26	66	603.04	74
201.23	439	281.47	397	282.43	403	401.23	434	5794	302	602.27	66	603.05	74
201.24	439	281.48	402	282.44	394	401.24	434	5796	302	602.28	66	603.06	76
202.31	442	281.49	402	282.45	394	401.31	434	590.70	442	602.29	66	603.07	76
202000223	368	281.50	394	282.46	389	401.32	434	591.70	442	602.30	67	603.08	76
202000224	368	281.51	394	282.47	389	401.33	434	600.04 78, 112, 142		602.31	67	603.09	76
202000227	368	281.52	400	282.48	384	401.34	434	600.05 78, 112, 142		602.32	67	603.10	76
216	367	281.53	388	282.49	386	402.21	435	600.06 78, 112, 142		602.33	82	603.11	76
217	367	281.54	388	282.50	386	402.22	435	600.07 78, 112, 142		602.34	82	603.12	76
218.9	367	281.55	388	282.51	386	402.23	435	600.08 78, 112, 142		602.35	82	603.13	76
227.60	438	281.56	384	282.52	391	402.24	435	600.09 78, 112, 142		602.36	82	603.14	90
228	366	281.57	384	282.53	391	404000125	368	600.11 79, 113, 143		602.37	82	603.15	90
229	366	281.58	397	282.54	391	404000126	368	600.12 79, 113, 143		602.38	82	603.16	90
229.52	427	281.59	397	282.55	384	404000752	368	600.14 79, 113, 143		602.39	82	603.17	90
229.53	427	281.61	392	282.56	384	404000753	368	600.15 79, 113, 143		602.40	82	603.18	90
229.54	427	281.62	402	282.57	393	404001963	368	600.16 79, 113, 143		602.41	68	603.19	85
230	364	281.63	402	282.59	393	444.08	435	600.38	63	602.42	68	603.20	85
230.41	439	281.64	402	282.60	383	449.08	435	600.39	63	602.43	68	603.21	85
230.42	439	281.65	402	282.61	398	460.60	437	600.53 78, 112, 142		602.44	68	603.22	85
230.43	439	281.68	394	282.62	403	500.70	444	600.54 78, 112, 142		602.45	68		

Table with columns of numbers and codes (e.g., 663.66, 665.58, 665.59, 665.60, 665.61, 665.62, 665.95, 665.96, 665.97, 665.99, 666.00, 666.01, 666.04, 666.05, 700.00, 700.01, 700.02, 700.17, 700.18, 700.19, 700.20, 700.21, 700.23, 700.24, 700.25, 700.26, 700.30, 700.32, 700.33, 700.34, 700.63, 701.28, 701.29, 701.77, 701.79, 701.96, 701.97, 701.98, 701.99, 702.00, 702.01, 702.02, 702.04, 702.05, 702.06, 702.07, 702.08, 702.09, 702.10, 702.11, 702.12, 702.13, 702.14, 702.15, 702.16, 702.17, 702.18, 702.19, 702.20, 702.21, 702.22, 702.23, 702.24, 702.43, 702.44, 702.45, 702.47, 702.48, 702.51, 702.52, 702.53, 702.54, 702.55, 702.56, 702.57, 702.61, 702.62, 702.63).

Table with columns of numbers and codes (e.g., 808.10, 808.10, 808.10, 875.49, 875.53, 875.54, 875.55, 875.56, 875.58, 875.59, 875.60, 875.62, 875.63, 875.64, 875.65, 875.66, 875.67, 875.68, 875.69, 875.72, 875.73, 875.74, 875.75, 875.76, 875.77, 875.78, 875.85, 875.86, 875.87, 875.88, 875.89, 875.90, 875.91, 875.92, 875.94, 875.95, 875.96, 875.97, 875.98, 875.99, 876.00, 880.12, 880.13, 880.14, 880.15, 880.17, 880.18, 880.21, 880.22, 880.23, 880.24, 880.25, 880.26, 880.27, 880.28, 880.29, 880.30, 880.31, 880.32, 880.33, 880.34, 880.35, 880.36, 880.37, 880.40, 880.41, 880.42, 880.43, 880.44, 880.45, 880.46, 880.47, 880.48, 880.49, 880.59, 880.60, 880.62, 880.63, 880.64, 880.65, 880.66, 880.83, 880.84, 880.85).

979.01	125	984.32	337	987.73	300	989.26	321	992.25	51	994.88	245	996.99	56
979.047	124	984.49	337	987.75	333	989.27	321	992.61	52	994.92	333	997.38	357
979.05	124	984.62	337	987.77	225	989.28	321	992.62	52	994.97	254	997.39	357
979.050	124	984.66	335	987.79	225	989.29	321	992.66	58	994.98	254	997.40	357
979.055	124	984.71	336	987.81	225	989.30	297	992.73	58	995.06	268	997.41	357
979.057	124	984.72	335	987.82	225	989.31	297	992.88	53	995.09	268	997.42	357
979.059	124	984.73	336	987.91	224	989.32	296	993.02	295	995.18	269	997.43	357
979.067	124	984.74	336	987.94	224	989.33	296	993.05	295	995.21	269	997.44	357
979.069	124	984.76	336	987.97	224	989.34	303	993.07	295	995.24	269	997.45	357
979.12	378	984.78	336	988.04	322	989.36	303	993.09	295	995.41	316	997.46	359
979.32	374	984.82	337	988.17	321	989.40	303	993.13	294	995.43	316	997.47	359
979.41	374	984.86	216	988.19	321	989.41	303	993.16	294	995.45	316	997.48	359
979.43	374	984.89	216	988.29	322	989.42	303	993.33	261	995.47	316	997.49	362
979.45	374	984.90	216	988.30	322	989.43	303	993.42	261	995.56	267	997.54	362
979.46	374	984.94	216	988.43	230	989.44	303	993.43	261	995.59	267	997.55	361
979.73	367	985.18	342	988.45	234	989.45	303	993.45	261	995.67	267	997.76	46
979.75	367	985.22	344	988.46	227, 366	989.46	303	993.47	261	995.68	267	998.07	258
979.82	367	985.41	348	988.47	379	989.47	303	993.48	261	995.71	268	998.08	258
979.83	367	985.61	348	988.60	226	989.48	303	993.52	294	995.72	268	998.09	258
979.85	367	985.68	338	988.61	226	989.49	303	993.53	296	995.73	268	998.10	347
979.9919	378	985.69	338	988.62	226	989.61	321	993.56	296	995.79	262	998.11	347
979.9929	378	985.70	338	988.63	354	989.68	322	993.57	295	995.91	316	998.12	328
979.9939	378	985.71	338	988.68	243	989.70	322	993.60	296	995.93	316	998.13	328
979.9949	378	985.72	338	988.69	243	989.71	322	993.77	297	995.97	316	998.14	328
979.9979	378	985.73	338	988.70	244	989.73	322	993.93	323	996.19	57	998.15	328
979.9989	378	985.74	338	988.71	244	989.76	322	993.94	258	996.49	51	998.16	245
980.91	260	985.75	338	988.72	223	989.77	322	994.45	297	996.71	57	998.17	253
983.36	320	985.76	338	988.73	323	989.78	322	994.47	297	996.75	51	998.18	253
983.41	334	986.74	305	988.75	229	989.81	322	994.50	261	996.77	51	998.21	54
983.42	334	986.75	305	988.76	228	989.83	322	994.53	297	996.79	48	998.23	55
983.44	320	987.27	290	988.77	229	989.88	254	994.54	297	996.80	48	998.24	55
983.46	320	987.28	290	988.78	303	989.94	305	994.55	264	996.81	48	998.25	55
983.51	330	987.29	290	988.79	303	990.68	46	994.56	297	996.82	50	998.29	56
983.52	331	987.32	317	988.80	303	990.69	46	994.57	264	996.83	50	998.30	57
983.64	320	987.54	377	988.87	353	990.75	49	994.60	259	996.84	52	998.41	145
983.66	320	987.56	224	988.89	349	990.76	49	994.61	259	996.85	52	998.42	145
983.98	343	987.57	224	988.91	237	990.77	49	994.65	264	996.87	54	998.43	145
984.02	335	987.58	224	988.92	237	990.78	49	994.70	264	996.89	53	998.44	145
984.03	337	987.59	378	988.93	366	990.81	47	994.73	297	996.90	53	998.60	145
984.04	337	987.62	291	989.02	324	990.82	47	994.74	297	996.92	54	998.64	145
984.06	337	987.64	291	989.16	323	990.83	47	994.75	311	996.94	56		
984.07	335	987.68	222	989.19	323	991.40	175	994.76	297	996.95	54		
984.29	342	987.72	222	989.24	321	991.78	175	994.77	311	996.97	56		

A

ÖSTERREICH

Paulmann Ges.m.b.H
Linzerstrasse 89-91
A-3003 Gablitz
☎ +43 2231 66492
✉ +43 2231 6649217
info@paulmann.at

AND

ANDORRA

Paulmann Iluminación S.L.U.
Ctra.Barcelona, nº 150 – Local 4
ES- 08205 Sabadell (Barcelona)
☎ +34 937279533
✉ +34 937255953
info@paulmann.es

B

BELGIË

VSA
Hagelberg 29
B-2440 Geel
☎ +31 499 551460
✉ +31 499 575795
Paulmann@vanspijck.nl

BG

БЪЛГАРИЯ

Mankovski Ltd.
16 Ana Feliksova Street
Orchid Hills, bl. 2, fl. 4, ap. 14
9000 Varna
☎ +359 886654093
✉ i_mankovski@abv.bg

BIH

BOSNIA-HERCEGOVINA

Mikrut D.O.O.
Maciej Mikrut
Ulica Ivana Pengova 18
SI- 1230 Domzale
☎ +386 31518153
✉ +386 17219514
mmikrut@paulmann.si

BY

БЕЛАРУСЬ

Paulmann Licht GmbH
Quezinger Feld 2
D-31832 Springe
☎ +49 5041 998-0
✉ +49 5041 998-169
info@paulmann.de

CA / USA

Paulmann Lighting
16 West 4th Ave
Vancouver, BC V5Y 1G3,
CANADA
☎ +1 604-708-8600 ext. 129
✉ +1 604-708-8616
sales@paulmannlighting.com

CH

SCHWEIZ

Lichtregal GmbH
Obere Bahnhofstrasse 13
CH-5507 Mellingen
☎ +41 (0)56 470 67 83
✉ +41 (0)56 535 00 50
info@lichtregal.ch

CY

ΚΥΠΡΟΣ

ΕΛΕΚΤΡΟΪΜΠΕΞ ΕΛΛΑΣ Α.Ε.
Δερβενίων & Ποσειδώνος
GR-14410 Μεταμόρφωση
☎ +30 2102819783
✉ +30 2102819385
info@electroimpex.gr

CZ

ČESKÁ REPUBLIKA

Paulmann Licht GmbH
Quezinger Feld 2
D-31832 Springe
☎ +49 5041 998-0
✉ +49 5041 998-169
info@paulmann.de

D

DEUTSCHLAND

Paulmann Licht GmbH
Quezinger Feld 2
31832 Springe Völkßen
☎ +49 5041 998-0
✉ +49 5041 998-119
info@paulmann.de

DK

DANMARK

SB Trade ApS
Rødersgade 3,1
DK-8700 Horsens
☎ +45 7023-2723
✉ +45 7023-2703
mb@sb.dk

E

ESPAÑA

Paulmann Iluminación S.L.U.
Ctra.Barcelona, nº 150 – Local 4
ES- 08205 Sabadell (Barcelona)
☎ +34 937279533
✉ +34 937255953
info@paulmann.es

EST

EESTI

SIA Paulmann-Gaisma
Gertrudes Iela 53-1A
LV- 1011 Riga
☎ +371 67280542
✉ +371 67542413
Paulmann@latnet.lv

F

FRANCE

Paulmann Lumière S.A.
21, rue Desaix- CS 21076
F-67452 Mundolsheim Cedex
☎ +33 3 90203737
✉ +33 3 90203757
comm@paulmann.fr

FIN

SUOMI (FINLAND)

Hedengren Yhtioet
OY HedTec Ab
Maenkimiehentie 4
02780 ESPOO
☎ +358 9 68288202
✉ +358 9 673813
lighting@hedtec.fi

FL

LIECHTENSTEIN

Lichtregal GmbH
Obere Bahnhofstrasse 13
CH-5507 Mellingen
☎ +41 (0)56 470 67 83
✉ +41 (0)56 535 00 50
info@lichtregal.ch

GB

UNITED KINGDOM

Light Source Europe Ltd.
6 Great Western Business Park
McKenzie Way
Worcester
WR4 9PT
☎ +44 1905 22243
✉ +44 1905 611263
sales@lselighting.com

GR

ΕΛΛΑΔΑ

ΕΛΕΚΤΡΟΪΜΠΕΞ ΕΛΛΑΣ Α.Ε.
Δερβενίων & Ποσειδώνος
GR-14410 Μεταμόρφωση
☎ +30 210 2819783
✉ +30 210 2819385
info@electroimpex.gr

H

MAGYARORSZÁG

DINOCOOP GmbH
Radvány u. 24
1118 Budapest XI
☎ +36-1-3193064
✉ +36-1-3193066
dinocoop@dinocoop.hu

HR

HRVATSKA

Mikrut D.O.O.
Maciej Mikrut
Ulica Ivana Pengova 18
SI- 1230 Domzale
☎ +386 31518153
✉ +386 17219514
mmikrut@paulmann.si

I

ITALIA

Mission Srl
Viale Famagosta 61
I-20142 Milano
☎ +39 02 57505394
✉ +39 02 70059970
simonetta.aldini@mission.it

L

LUXEMBOURG

VSA
Hagelberg 29
B-2440 Geel
☎ +31 499 551460
✉ +31 499 575795
Paulmann@vanspijck.nl

LT

LIETUVA

SIA Paulmann-Gaisma
Gertrudes Iela 53-1A
LV- 1011 Riga
☎ +371 67280542
✉ +371 67542413
Paulmann@latnet.lv

LV

LATVIJA

SIA Paulmann-Gaisma
Gertrudes Iela 53-1A
LV- 1011 Riga
☎ +371 67280542
✉ +371 67542413
paulmann@latnet.lv

MD

МОЛДОВА

Paulmann Licht GmbH
Quezinger Feld 2
D-31832 Springe
☎ +49 5041 998-0
✉ +49 5041 998-169
info@paulmann.de

MK

MAKEDONIJA

DPTUU „EL-LUKS“ DOOEL
ul : Leninoва br. 79
MK-2400 Strumica
☎ +389 75 301 109
✉ +389 34 320 133
info@el-lux.com.mk

MNE

CRNA GORA

HIDRO NEON DOO
Ive Lole Ribara 13
SRB-23232 Torak
☎ +381-21-505 790
✉ +381-21-520 156
peraneon@eunet.rs

N

NORGE

Lyskomponenter AS
Sagmyra 2A
N-4624 Kristiansand S
☎ +47 38003636
✉ +47 38003639
firmapost@lys-komponenter.no

NL

NETHERLAND

VSA
De Scheper 402
NL-5688HP Oirschot
☎ +31 499 551460
✉ +31 499 575795
Paulmann@vanspijck.nl

P

PORTUGAL

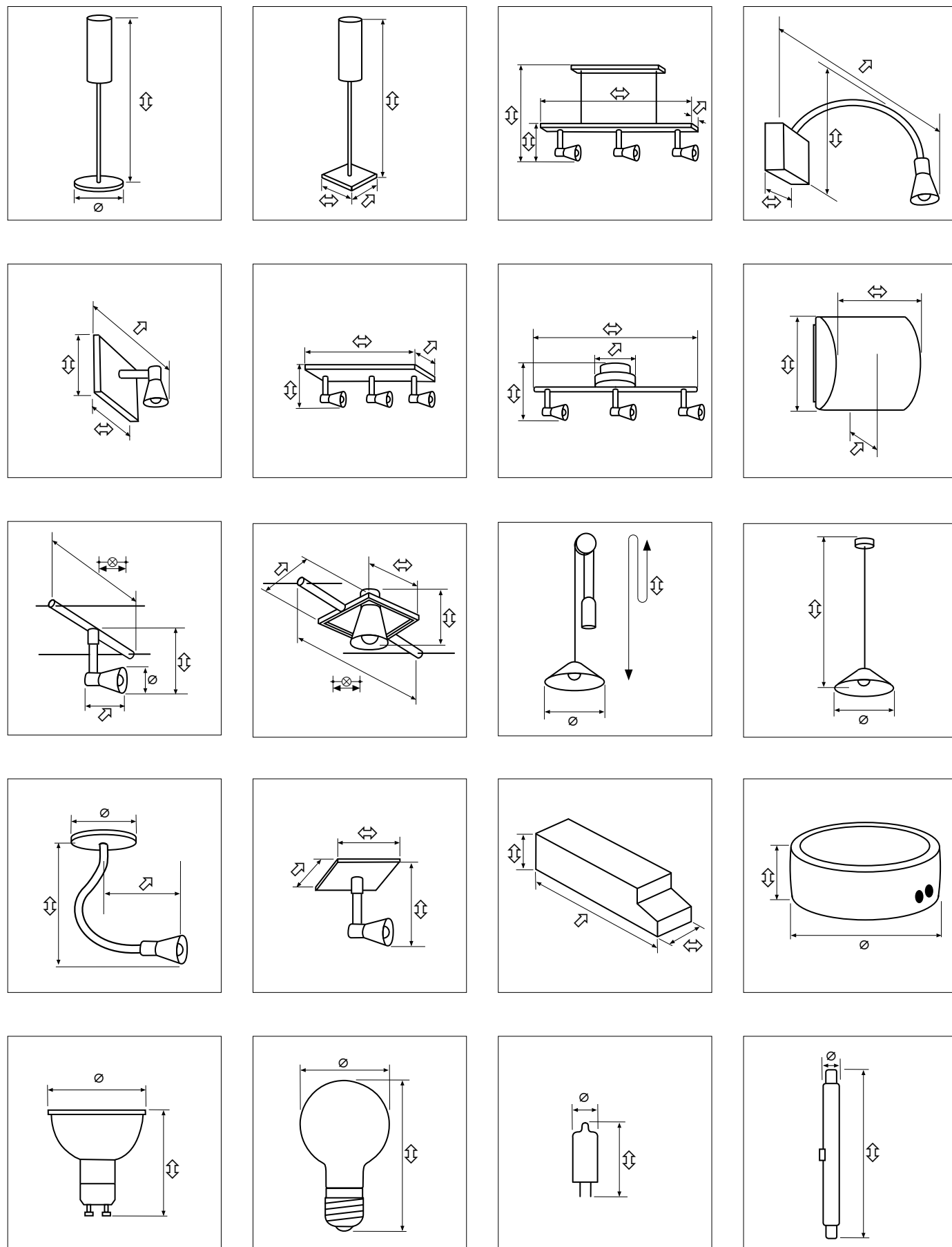
Paulmann Iluminación S.L.U.
Ctra.Barcelona, nº 150 – Local 4
ES- 08205 Sabadell (Barcelona)
☎ +34 937279533
✉ +34 937255953
info@paulmann.es

PL

POLSKA

P

Product dimensions
Dimensionado de artículos
Dimensionamento degli articoli



GB
We guarantee all Paulmann products for 3/5 years. This guarantee does not cover bulbs.




Safety test marks issued by the Association of German Electrical Technicians (VDE) and the German Technical Monitoring Associations (TÜV). Paulmann is synonymous with optimum safety and quality. All our products comply with the European standards laid down. Even when safety tests are not mandatory, Paulmann products are tested by the VDE, TÜV or the Paulmann Quality Assurance department. These are marked accordingly in the product.



The VDE mark behind the transformer specification (e.g. C. 105 VA) refers only to the transformer, and not to the product.

All illustrations and specifications regarding measurements, colours and the like may be subject to technical production margins of tolerance, and are not binding. We reserve the right to make changes to products at any time. We work on the basis of our Terms of Supply and Payment. We will be happy to supply these terms on request, or they can be viewed at www.paulmann.com.



We recommend buying the replacement bulbs specified for the products in question.



These items are the product of traditional craftsmanship. Colour and shape deviations as well as air pockets are therefore possible.



Colour



Material

E
Todos los productos de Paulmann tienen una garantía de 3/5 años. Las bombillas están excluidas de la garantía.

Símbolo de control de seguridad de VDE y TÜV. Paulmann equivale a seguridad y calidad. Todos nuestros artículos están fabricados según las normas europeas fijadas. Los productos de Paulmann se someten a inspección por el VDE, TÜV o control de calidad de Paulmann, incluso cuando no está estipulada. Los artículos están marcados de forma correspondiente en el catálogo.

El símbolo VDE detrás del transformador (p. ej. 105 VA) sólo se refiere al transformador y no al producto.

Todas las ilustraciones y datos de dimensiones, color, etc. dependen de posibles tolerancias técnicas y de producción y no son vinculantes. Nos reservamos el derecho a modificaciones en los productos. Todo pedido implica la aceptación de nuestras condiciones de pago y suministro. Nos las puede solicitar o ver en www.paulmann.com

Recomendamos la compra de todos los medios de iluminación indicados junto a los productos.

Estos artículos son un producto tradicional de artesanía, por lo que pueden presentar variaciones en color y forma, así como burbujas de aire.

Color

Material

I
Tutti i prodotti Paulmann sono coperti dalla nostra garanzia di 3/5 anni. Tale garanzia non include gli apparecchi d'illuminazione.

Marchi di sicurezza del Verband Deutscher Elektrotechniker (associazione dei tecnici elettricisti tedeschi) e delle associazioni di controllo tecnico. Paulmann è sinonimo di qualità e massima sicurezza. Tutti i nostri articoli sono conformi alle vigenti normative europee. I prodotti Paulmann sono testati dal VDE, dal TÜV o dalla nostra unità interna di assicurazione qualità, anche nei casi in cui non è prescritto un collaudo di sicurezza obbligatorio. I test effettuati sono specificati nel catalogo.

Il marchio VDE che segue l'indicazione del trasformatore (p. es. B. 105 VA) si riferisce esclusivamente al trasformatore, non al prodotto.

Le illustrazioni e i dati possono presentare lievi differenze tecniche rispetto ai prodotti (dimensioni, colori, ecc.) e non sono vincolanti. Ci riserviamo di apportare modifiche ai prodotti in qualsiasi momento. La nostra attività si basa sulle nostre condizioni generali di fornitura e pagamento, che sono disponibili su richiesta oppure nel sito Internet www.paulmann.com.

Raccomandiamo l'acquisto dei corpi illuminanti indicati per ciascun prodotto.

Questo articolo è un prodotto artigianale. Sono pertanto possibili differenze di colori e forme e inclusioni d'aria.

Colore

Materiale

	Safety classification 2	Clase de protección 2	Grado di protezione 2
	Safety classification 3	Clase de protección 3	Grado di protezione 3
	Dichroic mirror	Reflector dicroico	Specchio per luce fredda
	Low pressure	Baja presión	Bassa pressione
	Product with a limited surface temperature	Producto con temperatura limitada en la superficie	Prodotto con temperatura superficiale limitata
	The bulb is only suitable for fitting to non-flammable materials.	La luminaria sólo debe instalarse en materiales no inflamables.	L'apparecchio d'illuminazione è idoneo al solo montaggio su materiali non infiammabili.
	IP safety classifications See page 454 for further details	Clases de protección IP Para más información, véase pág. 454	Gradi di protezione IP Per le spiegazioni vedi pagina 454
	Rust-proof	Inoxidable	Antiruggine
	2 brightness levels	2 niveles de claridad	2 livelli di luminosità
	Dusk sensor	Sensor crepuscular	Sensore crepuscolare
	See page 7 for further details	Para más información, véase pág. 7	Per le spiegazioni vedi pagina 7
	RGB Multicolor colour change	RGB multicolor cambio de color	Cambio di colore RGB Multicolor
	LED colours red, green or blue	Color de LED rojo, verde o azul	LED colorato rosso, verde o blu
	Adjustable colours	Colores configurables	Colori impostabili
	Flashing	Intermitente	Lampeggiante
	Freeze function	Función Freeze	Funzione freeze
	Flashlight function	Función Flashlight	Funzione Flashlight
	Sound sensor	Sensor de sonido	Sensore di suono
	With switch	Con interruptor	Con interruttore
	With cable switch incl. plug	Con interruptor de cable, enchufe incl.	Completo di interruttore a cavo incl. connettore
	With touch dimmer	Con reguladores de luz táctiles	Con dimmer a sfioramento
	With dimmer	Con reguladores de luz	Con dimmer
	dimming	regulable	regolabile
	Bayonet coupling	cierre bayoneta	Attacco a baionetta
	With plug-in transformer	Con transformador de enchufe	Con trasformatore a spina
	Plug including earthing contact (Germany)	Enchufe con contacto de puesta a tierra (Alemania)	Connettore Schuko (Germania)
	With plug connector	Con conector	Con connettore a spina
	With remote control	Con mando a distancia	Con telecomando
	Motion detector with high frequency sensor	sensor de movimiento con sensor de alta frecuencia	Sensore di movimento ad alta frequenza
	Motion detector	sensor de movimiento	Sensore di movimento
	Motion detector with proximity sensor	sensor de movimiento con sensor de proximidad	Sensore di movimento con sensore di prossimità
	Battery, rechargeable battery, battery and rechargeable battery operation possible	Es posible su uso con pilas, con batería o con pila y batería	Sono possibili i funzionamenti a batteria, accumulatore e batteria + accumulatore
	Battery/rechargeable battery included	Pila / batería incluida	Batteria/accumulatore in dotazione
	Wall, floor and/or ceiling fitting	Montaje a pared, suelo y/o techo	Montaggio a parete, pavimento e/o soffitto
	Maximum load	Carga máx.	Carico max.

	Wire/rod distance	Distancia de cable/barra	Distanza fune/asta
	Base	Casquill	Zoccolo
	Lumen, luminous flux See page 448 for further details	Lumen, flujo luminoso Para más información, véase pág. 448	Lumen, flusso luminoso Per le spiegazioni vedi pagina 448
	Brightness with reflector lamps See page 448 for further details	Luminosidad de lámparas reflectoras Para más información, véase pág. 448	Luminosità con riflettori Per le spiegazioni vedi pagina 448
	Kelvin, colour temperature See page 449 for further details	kelvin, temperatura de color Para más información, véase pág. 449	Kelvin, temperatura di colore Per le spiegazioni vedi pagina 449
	Candela (Lux) value at 1 m See page 449 for further details	Valor Candela (Lux) en 1 m Para más información, véase pág. 449	Valore Candela (Lux) su 1 m Per le spiegazioni vedi pagina 449
	Dummy output See page 452 for further details	Potencia aparente Para más información, véase pág. 452	Potenza apparente Per le spiegazioni vedi pagina 452
	Easily fitted	Montaje simple	Facile montaggio
	Only for indoor use	uso sólo en interiores	Solo per interni
	Toroid transformer	Transformador toroidal	Trasformatore a nucleo toroidale
	Can be dimmed using leading edge dimmer. See page 453 for further details	Regulable con un reductor de corte de inicio de fase. Para más explicación véase la página 453	Variazione dell'intensità luminosa con dimmer di fase nella sezione di accensione. Per le spiegazioni vedi pagina 453
	Can be dimmed using trailing edge dimmer. See page 453 for further details	Regulable con un reductor de corte de fin de fase. Para más explicación véase la página 453	Variazione dell'intensità luminosa con dimmer di fase nella sezione di spegnimento. Per le spiegazioni vedi pagina 453
	Integrated spark protection	Protección contra interferencias integrada	Protezione radio integrata
	Integrated soft start	Softstart integrado	Avvio "soft" integrado
	Integrated short circuit protection	Protección contra cortocircuitos integrada	Protezione da corto circuito integrata
	Increased spike protection	Mayor protección contra perturbaciones	Maggiore protezione "anti-spike"
	Integrated fire protection	Protección contra incendios integrada	Protezione antincendio integrata
	Integrated overload protection	Protección contra sobrecarga integrada	Protezione da sovraccarico integrata
	Integrated re-startable temperature monitor	Sensor de temperatura reconectable integrado	riattivabile integrato
	Integrated temperature monitor and electronic fuse	Sensor de temperatura integrado y fusible electrónico	Termostato integrado e fusibile elettronico
	Integrated electronic fuse	Fusible electrónico integrado	Fusibile elettronico integrado
	Integrated fine-wire fuse	Fusible para baja intensidad integrado	Fusibile per correnti deboli integrato
	Self-service pack	Embalaje SB	Imballaggio "SB"
	Packaging unit	Unidad de embalaje	Unità d'imballaggio
	Energy-efficiency class	clase de ahorro energético	Classe di efficienza energetica
	Cycles of operation	Ciclos de conmutación	Cicli di commutazione
	Lower power consumption, the same brightness	Menor consumo de corriente, igual luminosidad	Meno consumo elettrico, luminosità invariata
	Flicker-free quick start	encendido inmediato sin centelleo	Accensione immediata senza luce pulsante
	Service life	vida útil	Durata utile
	Service life, electronic ballast	vida útil reactancia electrónica	Durata utile alimentatore elettronico
	Not for general lighting, only for decorative purposes or special applications	No apto para iluminación general, solo para fines decorativos o aplicaciones especiales	Non per l'illuminazione generale, solo a fini decorativi o per applicazioni speciali

www.paulmann.com