



2016 / 2017

*Light Luz Luce*






















--	--	--	--	--	--	--	--	--	--

Customer number / No del cliente / Codice cliente

We provide our products and services in accordance with our terms and conditions of payment and delivery. You can get them on request or with [www.paulmann.com](http://www.paulmann.com)

Todo pedido implica la aceptación de nuestras condiciones de pago y suministro. Nos las puede solicitar o ver en [www.paulmann.com](http://www.paulmann.com)

Lavoriamo sulla base delle nostre condizioni di fornitura e di pagamento. Queste sono disponibili su richiesta all'indirizzo [www.paulmann.com](http://www.paulmann.com)

008	Wall & Ceiling	
050	Floor, Pendulum, Table, Desk	
058	Galeria	
070	Spotlights	
098	Wire Systems	
130	Rail Systems	
178	Function	
238	Downlights	
417	Lighting control / transformers Control de luz / Transformadores Controllo dell'illuminazione / Trasformatori	
428	LED bulbs Medio de iluminación LED Mezzi d'illuminazione a LED	
459	Energy-saving / fluorescent bulbs Lámparas fluorescentes / de bajo consumo Lampade a risparmio energetico / lampade fluorescenti	
467	Halogen lamps 12V Lámparas halógenas de 12V Lampade alogene da 12V	
473	Halogen lamps 230V Lámparas halógenas de 230V Lampade alogene da 230V	
482	Conventional light bulbs Medios de iluminación convencionales Lampade convenzionali	
491	Technical information, indexes Información técnica, listas Informazioni tecniche, elenchi	

## All about light

Paulmann Licht GmbH, located in Springe in Lower Saxony (Germany), offers over 2500 innovative products; as one of the leading manufacturers in the light industry, we are able to share our expertise – from lights and lighting systems to a complete bulb assortment with many speciality lamps.

Paulmann products are appealing to your customers with light for a cosy ambiance in modern design and energy efficiency.

Sales offices and agencies in 40 countries of Europe ensure that customers receive direct, local support.

## Todo alrededor de la luz

Paulmann Licht GmbH con sede en Springe, Baja Sajonia (Alemania), es, con sus más de 2500 productos innovadores, uno de los proveedores líderes en el sector de luminarias y ofrece soluciones competentes para toda la gama de productos: desde lámparas y sistemas de iluminación hasta un surtido completo de luminarias con muchas especialidades.

Los productos Paulmann entusiasman a sus clientes por su luz agradable, diseño actual y alta eficiencia energética.


Gracias a nuestras sucursales y representaciones en más de 40 países de Europa, los clientes reciben un asesoramiento individual y sin desplazamientos.

## Tutto per la luce

Con oltre 2500 prodotti innovativi Paulmann Licht GmbH, che ha sede a Springe (Bassa Sassonia, Germania), è uno dei fornitori leader nel settore dell'illuminazione. Le sue competenze coprono l'intero assortimento: dai singoli apparecchi ai sistemi d'illuminazione fino a un assortimento completo di lampadine che vanta prodotti esclusivi.

I prodotti Paulmann soddisfano i clienti con la loro luce per il benessere, il design moderno e l'elevata efficienza energetica.

Grazie alle nostre filiali e rappresentanze in più di 40 Paesi europei, i clienti possono usufruire di un'assistenza individuale direttamente in loco.



146  
Rail Systems  
URail Arido

NEW



133 + 157  
Rail Systems  
URail LED Panels

NEW



149  
Rail Systems  
URail DecoSystems

NEW







193  
MaxLED Function  
RGB-Controller 2,4GHz

NEW



450  
LED  
Filament

NEW





370  
Downlights  
Micro Line  
LED Vane

**NEW**



368  
Downlights  
Micro Line  
Leaf

**NEW**



292  
Downlights  
Premium Line  
Panel Shower

**NEW**



277  
Downlights  
Special Line  
LED Allround

**NEW**





13  
Wall & Ceiling  
Pad LED/Power Pad  
DecoLayer Sunray

**NEW**



271  
Downlights  
Premium Line  
Wall LED Corona

**NEW**



27  
Wall & Ceiling  
Ivy

**NEW**



336  
Downlights  
Premium Line  
Smart Coins

**NEW**



# Wall & Ceiling

- 09 PadLED
- 26 Bathroom



10 PadLED



19 Orbit / Space





13 DecoLayer Sunray



21 DecoBeam





### PadLED lighting system for virtually invisible cable installation

In many rooms, factors such as concrete ceilings prevent the use of recessed lighting. The PadLED system provides a bright alternative with a contemporary design. A thumb's width of ultra-flush cable connecting the magnetically attached spot pads can easily be glued to the ceiling and is rendered virtually invisible by wallpapering or painting over the area.

- ▶ Extremely flush surface-mounting of the lights, even on cement ceilings
- ▶ Easy installation via a self-adhesive connecting cable
- ▶ A thumb's width of ultra-flush connecting cable – rendered virtually invisible by wallpapering or painting
- ▶ Installation length of up to eight metres
- ▶ Warm white luminous colour (2700 kelvin)
- ▶ Efficient LED system with energy savings of up to 80%

### PadLED - Sistema de iluminación para un cableado casi invisible

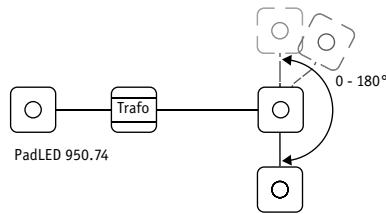
En muchos espacios no es posible usar lámparas empotrables, por ejemplo cuando el techo de hormigón no lo permite. Una brillante alternativa es el sistema PadLED en estilo de diseño moderno. un cable de conexión del ancho de un pulgar, ultraplano entre las bases de focos fijadas magnéticamente, se pega fácilmente en el techo y mediante papel pintado o pintura queda prácticamente invisible.

- ▶ Construcción extremadamente plana en techos de hormigón
- ▶ Fácil montaje con cable de conexión autoadhesivo
- ▶ Cable de conexión ultraplano del ancho de un pulgar; queda invisible con papel pintado o pintura
- ▶ Hasta ocho metros de tendido
- ▶ Luz de color blanco cálido (2700 kelvin)
- ▶ Sistema de LED eficiente, ahorra hasta un 80% de energía

### PadLED - Sistema di illuminazione con una posa dei cavi quasi invisibile

In molti ambienti non è possibile impiegare faretti a incasso, ad esempio se i soffitti sono in calcestruzzo. Un'alternativa è il brillante sistema PadLED, dal piacevole design moderno. Un cavo di collegamento ultrapiatto largo un pollice che collega gli spot pad a fissaggio magnetico può essere incollato al soffitto: una volta dipinto o tappezzato, è praticamente invisibile.

- ▶ Struttura estremamente piatta delle luci anche su soffitti in calcestruzzo
- ▶ Semplice montaggio grazie al cavo di collegamento autoadesivo
- ▶ Cavo di collegamento ultrapiatto largo un pollice: una volta dipinto o tappezzato, è praticamente invisibile
- ▶ Possibilità di prolunga fino a otto metri
- ▶ Colore della luce bianco caldo 2.700 Kelvin
- ▶ Efficiente sistema LED per il risparmio di fino all'80% di energia



PadLED 950.74

 red dot design award  
honourable mention 2013

**PadLED**

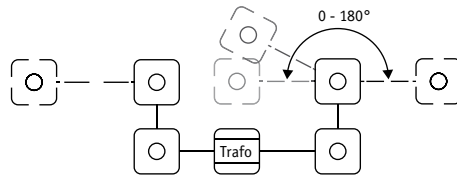
A++-A

incl. 3x10 W  
3x290 lm, 2700 K  
230 V, 1x36 VA  
⌀50 mm ⇔155 mm ↗155 mm  
⇔6 m  
EAN 4000870 950746



**950.74**

- 🌀 White/Chrome
- 🌀 Blanco/Cromo
- 🌀 Bianco/Cromo



PadLED 950.75 + 2x PadLED Extension 950.76



 red dot design award  
honourable mention 2013

**PadLED Set**

A++-A




incl. 4x10 W  
4x290 lm, 2700 K  
230 V, 2x36 VA  
⌀50 mm ⇔155 mm ↗155 mm  
⇔8 m  
EAN 4000870 950753



**950.75**

- 🌀 White/Chrome
- 🌀 Blanco/Cromo
- 🌀 Bianco/Cromo





**PadLED Extension**

A++-A

LED

incl. 1x10W  
290 lm, 2700K  
⌀50 ⇔155 ⇔155 mm  
EAN4000870 950760  
**950.76**

- White/Chrome
- Blanco/Cromo
- Bianco/Cromo

**Cable 5m**



⇔15 mm ⇔5 m  
EAN4000870 950814  
**950.81**

- White
- Blanco
- Bianco

**Cable 10m**

⇔15 mm ⇔10 m  
EAN4000870 950821  
**950.82**

- White
- Blanco
- Bianco



**DecoLayer Quad**

⌀58 ⇔44 mm  
EAN4000870 950807  
**950.80**

- White
- Blanco
- Bianco

**DecoLayer Pitch**

⌀85 ⇔50 mm  
EAN4000870 950791  
**950.79**

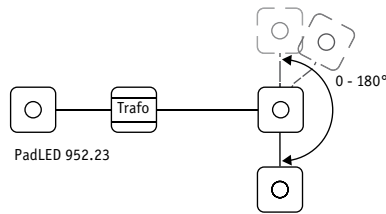
- White
- Blanco
- Bianco

**DecoLayer Flat**

⌀13 ⇔130 ⇔130 mm  
EAN4000870 950784  
**950.78**

- White
- Blanco
- Bianco





**PowerPad Set**

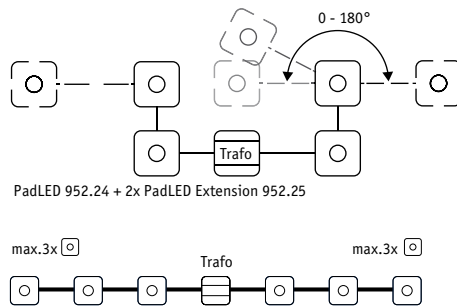
incl. 3×10 W  
 3×427 lm, 2700 K  
 ∠ 120°  
 230 V  
 ∅50 mm ⇔155 mm ⇨155 mm  
 ⇔6 m  
 EAN 4000870 952238  
**952.23 new**

A++-A

LED



- ☞ Chrome matt/Chrome
- ☞ Cromo mate/Cromo
- ☞ Cromo opaco/Cromo



**PowerPad Set**


incl. 4×10 W  
 4×427 lm, 2700 K  
 ∠ 120°  
 230 V  
 ∅50 mm ⇔155 mm ⇨155 mm  
 ⇔8 m  
 EAN 4000870 952245  
**952.24 new**


A++-A

LED



- ☞ Chrome matt/Chrome
- ☞ Cromo mate/Cromo
- ☞ Cromo opaco/Cromo





**PowerPad** A++-A

incl. 1x10W  
 1x427 lm, 2700 K  
 <math>\angle 120^\circ</math>  
 230V  
 <math>\updownarrow 50 \leftrightarrow 155 \nearrow 155 \text{ mm}</math>  
 EAN4000870 952252  
**952.25 new**

☞ Chrome matt/Chrome  
 ☞ Cromo mate/Cromo  
 ☞ Cromo opaco/Cromo

**DecoLayer Sunray**



<math>\updownarrow 16,3 \text{ } \varnothing 41,4 \text{ mm}</math>  
 EAN4000870 952214  
**952.21 new**

☞ Chrome matt  
 ☞ Cromo mate  
 ☞ Cromo opaco

**DecoLayer Downlight**

<math>\updownarrow 25,3 \leftrightarrow 131 \nearrow 131 \text{ mm}</math>  
 EAN4000870 952221  
**952.22 new**

☞ Chrome matt  
 ☞ Cromo mate  
 ☞ Cromo opaco



**DecoLayer Diffuse**

<math>\updownarrow 14 \leftrightarrow 130 \nearrow 130 \text{ mm}</math>  
 EAN4000870 952269  
**952.26 new**

☞ Chrome matt  
 ☞ Cromo mate  
 ☞ Cromo opaco

**DecoLayer Pitch**

<math>\updownarrow 65 \leftrightarrow 50 \nearrow 85 \text{ mm}</math>  
 EAN4000870 952849  
**952.84 new**

☞ Chrome matt  
 ☞ Cromo mate  
 ☞ Cromo opaco





- 🌀 Chrome matt 🏠 Alu
- 🌀 Cromo mate 🏠 Aluminio
- 🌀 Cromo opaco 🏠 Alluminio



**Lunar** A++-A  
 incl. 1×11 W LED  
 1230 lm, 3000 K  
 230 V, 14,7 VA  
 ø170 ↗39 mm  
 EAN 4000870 706534  
**706.53 new**



**Lunar** A++-A  
 incl. 1×15,5 W LED  
 1520 lm, 3000 K  
 230 V, 14,7 VA  
 ø225 ↗39 mm  
 EAN 4000870 706541  
**706.54 new**



**Lunar** A++-A  
 incl. 1×17 W LED  
 1700 lm, 3000 K  
 230 V, 19,2 VA  
 ø300 ↗39 mm  
 EAN 4000870 706558  
**706.55 new**



**Lunar** A++-A  
 incl. 1×22 W LED  
 2400 lm, 3000 K  
 230 V, 23 VA  
 ø400 ↗39 mm  
 EAN 4000870 706565  
**706.56 new**



- ☞ Chrome matt ☐ Alu
- ☞ Cromo mate ☐ Aluminio
- ☞ Cromo opaco ☐ Alluminio

**Lunar**

A++-A

incl. 1×11 W  
 1230 lm, 3000 K  
 230 V, 13,8 VA  
 ⌀170 ⇔170 ⚙39 mm  
 EAN 4000870 706480

LED

**706.48 new****Lunar**

A++-A

incl. 1×15,5 W  
 1520 lm, 3000 K  
 230 V, 14,7 VA  
 ⌀225 ⇔225 ⚙39 mm  
 EAN 4000870 706497

LED

**706.49 new****Lunar**

A++-A

incl. 1×17 W  
 1700 lm, 3000 K  
 230 V, 19,2 VA  
 ⌀300 ⇔300 ⚙39 mm  
 EAN 4000870 706503


LED

**706.50 new****Lunar**

A++-A

incl. 1×22 W  
 2400 lm, 3000 K  
 230 V, 23 VA  
 ⌀400 ⇔400 ⚙39 mm  
 EAN 4000870 706510

LED

**706.51 new****Lunar**

A++-A

incl. 1×27,5 W  
 3050 lm, 3000 K  
 230 V, 30 VA  
 ⌀600 ⇔600 ⚙39 mm  
 EAN 4000870 706527

LED

**706.52 new**





- 🌀 Matt white 🏠 Alu
- 🌀 Blanco mate 🏠 Aluminio
- 🌀 Bianco opaco 🏠 Alluminio



**Lunar** A++-A  
 incl. 1×11 W LED  
 1230 lm, 3000 K 🏠  
 230 V, 14,5 VA  
 ø170 ↗38 mm  
 EAN 4000870 706411  
**706.41 new**

**Lunar** A++-A  
 incl. 1×15,5 W LED  
 1520 lm, 3000 K 🏠  
 230 V, 17,5 VA  
 ø220 ↗38 mm  
 EAN 4000870 706428  
**706.42 new**

**Lunar** A++-A  
 incl. 1×17 W LED  
 1700 lm, 3000 K 🏠  
 230 V, 23 VA  
 ø300 ↗38 mm  
 EAN 4000870 706435  
**706.43 new**



- 🌀 Matt white 🏠 Alu
- 🌀 Blanco mate 🏠 Aluminio
- 🌀 Bianco opaco 🏠 Alluminio



**Lunar** A++-A  
 incl. 1×11 W LED  
 1230 lm, 3000 K 🏠  
 230 V, 13,8 VA  
 ⚡170 ↔170 ↗39 mm  
 EAN 4000870 706442  
**706.44 new**

**Lunar** A++-A  
 incl. 1×15,5 W LED  
 1520 lm, 3000 K 🏠  
 230 V, 14,7 VA  
 ⚡225 ↔225 ↗39 mm  
 EAN 4000870 706459  
**706.45 new**

**Lunar** A++-A  
 incl. 1×17 W LED  
 1700 lm, 3000 K 🏠  
 230 V, 19,2 VA  
 ⚡300 ↔300 ↗39 mm  
 EAN 4000870 706466  
**706.46 new**

**Lunar** A++-A  
 incl. 1×27,5 W LED  
 3050 lm, 3000 K 🏠  
 230 V, 30 VA  
 ⚡600 ↔600 ↗39 mm  
 EAN 4000870 706473  
**706.47 new**



☞ Chrome matt/White ☒ Plastic  
 ☞ Cromo mate/Blanco ☒ Plástico  
 ☞ Cromo opaco/Bianco ☒ Plastica

**Orbit**

A++-A

incl. 1×11,5 W  
 1000 lm, 3000 K  
 230 V  
 ø200 ↗51 mm  
 EAN 4000870 703885  
**703.88**

**Orbit**

A++-A

incl. 1×14,5 W  
 1600 lm, 3000 K  
 230 V  
 ø300 ↗55 mm  
 EAN 4000870 703892  
**703.89**

**Orbit**

A++-A

incl. 1×17 W  
 1900 lm, 3000 K  
 230 V  
 ø360 ↗57 mm  
 EAN 4000870 703908  
**703.90**



☞ Chrome matt/White ☒ Plastic  
 ☞ Cromo mate/Blanco ☒ Plástico  
 ☞ Cromo opaco/Bianco ☒ Plastica

**Space**


A++-A

incl. 1×11,5 W  
 1000 lm, 3000 K  
 230 V  
 ⚡200 ↔200 ↗51 mm  
 EAN 4000870 703878  
**703.87**

**Space**

A++-A

incl. 1×14,5 W  
 1600 lm, 3000 K  
 230 V  
 ⚡300 ↔300 ↗55 mm  
 EAN 4000870 703861  
**703.86**

**Space**

A++-A

incl. 1×17 W  
 1900 lm, 3000 K  
 230 V  
 ⚡360 ↔360 ↗57 mm  
 EAN 4000870 703854  
**703.85**







**Smooth**

A++-A

incl. 1x7,5 W  
400-500 lm, 2700-6000 K  
230 V, 20 VA  
∅210 ∅35 mm  
EAN 4000870 704325  
**704.32**



- ☞ Chrome matt/White
- ☞ Metal/Plastic
- ☞ Cromo mate/Blanco
- ☞ Metal/Plástico
- ☞ Cromo opaco/Bianco
- ☞ Metallo/Plastica



**Smooth**

A++-A

incl. 1x11 W  
700-800 lm, 2700-6000 K  
230 V, 27,3 VA  
∅300 ∅35 mm  
EAN 4000870 704332  
**704.33**



- ☞ Chrome matt/White
- ☞ Metal/Plastic
- ☞ Cromo mate/Blanco
- ☞ Metal/Plástico
- ☞ Cromo opaco/Bianco
- ☞ Metallo/Plastica




**Smooth**

A++-A

incl. 1x13 W  
850-1000 lm, 2700-6000 K  
230 V, 30 VA  
∅360 ∅35 mm  
EAN 4000870 704349  
**704.34**



- ☞ Chrome matt/White
- ☞ Metal/Plastic
- ☞ Cromo mate/Blanco
- ☞ Metal/Plástico
- ☞ Cromo opaco/Bianco
- ☞ Metallo/Plastica



- ▶ Select the colour as desired: Set the light to the colour warm white or 19 by remote control
- ▶ Colour change and colour effects can be selected
- ▶ Simple installation by assembly plate and LED panel with bayonet coupling
- ▶ Colores personalizados: blanco cálido o 19 colores de luz a elegir con mando a distancia
- ▶ Colores de luz y efectos cromáticos a elegir
- ▶ Fácil de instalar gracias a la placa de montaje y el panel de LED con cierre bayoneta
- ▶ Scelta libera del colore: bianco caldo o 19 colori luce regolabili tramite telecomando
- ▶ È anche possibile selezionare cambi di colore ed effetti cromatici
- ▶ Fácil de instalar gracias a la placa de montaje y el panel de LED con cierre bayoneta



**Orbit** A++-A

incl. 1×15 W  
760 lm  
230 V, 20 VA  
ø300 ↗56 mm  
EAN 4000870 704370  
**704.37 new**

- LED
- 
- 
- 
- 
- 
- 

- Chrome matt/White Plastic
- Cromo mate/Blanco Plástico
- Cromo opaco/Bianco Plastica



**Space** A++-A

incl. 1×15,5 W  
800 lm  
230 V, 20 VA  
ø300 ↔300 ↗56 mm  
EAN 4000870 704387  
**704.38 new**

- LED
- 
- 
- 
- 
- 
- 

- Chrome matt/White Plastic
- Cromo mate/Blanco Plástico
- Cromo opaco/Bianco Plastica





☞ Chrome matt ☒ Metal/Glass  
 ☞ Cromo mate ☒ Metal/Cristal  
 ☞ Cromo opaco ☒ Metallo/Vetro



**Xeta-Spot**

incl. 1×22,5 W  
 527+(3×90) lm, 3000 K  
 230 V, 15+7 VA  
 ⌀88 ⇄320 ↗320 mm  
 EAN 4000870 702901  
**702.90**

A++-A



270 lm



527 lm



797 lm



☞ Chrome matt ☒ Metal/Glass  
 ☞ Cromo mate ☒ Metal/Cristal  
 ☞ Cromo opaco ☒ Metallo/Vetro



**Xeta**

incl. 1×12,5 W  
 600 lm, 3000 K  
 230 V  
 ⌀68 ⇄200 ↗200 mm  
 EAN 4000870 701287  
**701.28**

A++-A




**Xeta**

incl. 1×22,5 W  
 780 lm, 3000 K  
 230 V  
 ⌀68 ⇄300 ↗300 mm  
 EAN 4000870 701294  
**701.29**

A++-A





Chrome  
incl. cap → Chrome matt



a) incl. diffusor  
b)


**DecoBeam**

incl. 1x2,5 W  
93 lm, 3000 K  
230 V  
ø103 ø54 mm  
EAN 4000870 702918  
**702.91**

A++-A



- ☞ Chrome/Chrome matt/Transparent
- ☞ Metal/Acryl
- ☞ Cromo/Cromo mate/Trasparente
- ☞ Metal/Acrylic
- ☞ Cromo/Cromo opaco/Trasparente
- ☞ Metallo/Acrylic





- ▶ 4-step colour temperature changer
- ▶ 4-step dimmer
- ▶ Night light function
- ▶ Sleep timer (after 30 minutes)
- ▶ Starry sky effect

- ▶ Cambiador de temperatura de color de 4 niveles
- ▶ Regulador de 4 niveles
- ▶ Función de luz de noche
- ▶ Temporizador de apagado (al cabo de 30 minutos)
- ▶ Efecto de cielo estrellado

- ▶ Commutatore di temperatura di colore in 4 fasi
- ▶ Dimmer in 4 fasi
- ▶ Funzione luce notturna
- ▶ Timer sonno (dopo 30 minuti)
- ▶ Effetto cielo stellato



**Costella**

A++-A

incl. 1x24 W  
2100-2600 lm, 2800-6000 K  
230 V, 35 VA  
ø430 ↗100 mm  
EAN 4000870 706954  
**706.95 new**



- 🌀 White/Chrome 📦 Plastic
- 🌀 Blanco/Cromo 📦 Plástico
- 🌀 Bianco/Cromo 📦 Plastica



**Costella**

A++-A

incl. 1x24 W  
2100-2600 lm, 2800-6000 K  
230 V, 35 VA  
ø430 ↗100 mm  
EAN 4000870 706947  
**706.94 new**



- 🌀 White/Clear 📦 Plastic/Acyl
- 🌀 Blanco/Claro 📦 Plástico/Acrilico
- 🌀 Bianco/Chiaro 📦 Plastica/Acrilico



**Costella**

A++-A

incl. 1x34 W  
3200-4000 lm, 2800-6000 K  
230 V, 50 VA  
ø600 ↗150 mm  
EAN 4000870 706930  
**706.93 new**



- 🌀 White/Clear 📦 Plastic/Acyl
- 🌀 Blanco/Claro 📦 Plástico/Acrilico
- 🌀 Bianco/Chiaro 📦 Plastica/Acrilico





Opal Metal/Glass  
Opal Metal/Cristal  
Opale Metallo/Vetro



**Vallabon**

incl. 2×11 W, E27, **A**  
2×650 lm, 2700 K  
230 V  
ø320 ↗112 mm  
EAN 4000870 700334  
**700.33**  
880.15

A-A



**Vallabon**

incl. 3×11 W, E27, **A**  
3×650 lm, 2700 K  
230 V  
ø400 ↗114 mm  
EAN 4000870 700341  
**700.34**  
880.15

A-A



Opal Glass  
Opal Cristal  
Opale Vetro



**Spano**

incl. 2×9 W, E14, **A**  
2×500 lm, 2700 K  
230 V  
↕383 ↔108 ↗91 mm  
EAN 4000870 791905  
**791.90**  
894.39

A-A



Clear/White Metal/Glass  
Claro/Blanco Metal/Cristal  
Chiaro/Bianco Metallo/Vetro



**Faccetto**

incl. 2×9 W, E27, **A**  
2×513 lm, 2700 K  
230 V  
↕110 ↔300 ↗300 mm  
EAN 4000870 700181  
**700.18**  
880.14

A-A



**Faccetto**

incl. 2×20 W, E27, **A**  
2×1200 lm, 2700 K  
230 V  
↕120 ↔400 ↗400 mm  
EAN 4000870 700198  
**700.19**  
892.40

A-A





**Two-Step**

incl. 1×40 W, 2GX13, A  
 3550 lm, 2700 K  
 230 V  
 ⚙ 90 ⇄ 430 ↗ 430 mm  
 EAN 4000870 700211  
**700.21**  
 ☎ 884.47

A-A




- ☞ Silver/White ☒ Metal/Acryl
- ☞ Plateada/Blanco ☒ Metal/Acrilico
- ☞ Argentato/Bianco ☒ Metallo/Acrilico



**Bound**

incl. 1×22 W, 2GX13, A  
 1720 lm, 2700 K  
 230 V  
 ⚙ 88 ⇄ 280 ↗ 280 mm  
 EAN 4000870 700235  
**700.23**  
 ☎ 884.48

A-A




- ☞ Brushed alu/White ☒ Alu/Acryl
- ☞ Aluminio mateado/Blanco
- ☒ Aluminio/Acrilico
- ☞ Alluminio spazzolato/Bianco
- ☒ Alluminio/Acrilico



**Bound**

incl. 1×40 W, 2GX13, A  
 3550 lm, 2700 K  
 230 V  
 ⚙ 98 ⇄ 420 ↗ 420 mm  
 EAN 4000870 700242  
**700.24**  
 ☎ 884.47

A-A



**Dopp**

incl. 1×9 W, E27, A  
 513 lm, 2700 K  
 230 V  
 ⌀230 ↗ 105 mm  
 EAN 4000870 700259  
**700.25**  
 ☎ 880.14

A-A



- ☞ Brushed iron/Opal ☒ Metal/Glass
- ☞ Acero Mate/Opal ☒ Metal/Cristal
- ☞ Ferro spazzolato/Opale ☒ Metallo/Vetro



**Stepino**

incl. 1×22 W, 2GX13, **A**

1720 lm, 2700 K

230 V

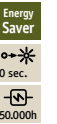
∅325 ↗90 mm

EAN 4000870 700303

**700.30**

Q 884.48

A-A



- 🌀 Silver/White 🗪 Metal/Acyl
- 🌀 Plateada/Blanco 🗪 Metal/Acricilo
- 🌀 Argentato/Bianco 🗪 Metallo/Acricilo



**Falesco**

incl. 2×33 W, G9, **D**

2×460 lm, 2800 K

230 V

∩140 ⇔250 ↗70 mm

EAN 4000870 792124

**792.12**

Q 800.31

D-E



- 🌀 Chrome/Clear 🗪 Metal/Glass
- 🌀 Cromo/Claro 🗪 Metal/Cristal
- 🌀 Cromo/Chiaro 🗪 Metallo/Vetro







Chrome matt Plastic  
 Cromo Mate Plástico  
 Cromo opaco Plastica



**Ivy**

incl. 1x14 W  
 1640 lm, 2700 K  
 230 V, 15 VA  
 ø300 ↗40 mm  
 EAN 4000870 706862  
**706.86 new**

A++-A

LED

IP44



Bajonett



**Ivy**

incl. 1x20 W  
 2296 lm, 2700 K  
 230 V, 20 VA  
 ø380 ↗40 mm  
 EAN 4000870 706879  
**706.87 new**

A++-A

LED


IP44



Bajonett



Chrome matt Plastic  
 Cromo mate Plástico  
 Cromo opaco Plastica



**Ivy**

incl. 1x14 W  
 1640 lm, 2700 K  
 230 V, 15 VA  
 ⌀300 ↔300 ↗40 mm  
 EAN 4000870 706886  
**706.88 new**

A++-A

LED

IP44



Bajonett



**Ivy**

incl. 1x20 W  
 2296 lm, 2700 K  
 230 V, 20 VA  
 ⌀380 ↔380 ↗40 mm  
 EAN 4000870 706893  
**706.89 new**

A++-A

LED



IP44



Bajonett



Matt white Plastic  
 Blanco mate Plástico  
 Bianco opaco Plastica



**Grid**

incl. 1x10 W  
 1230m, 2700 K  
 230 V, 10 VA  
 ⌀240 ↔240 ↗40 mm  
 EAN 4000870 706909  
**706.90 new**


A++-A

LED

IP44



Bajonett



**Beam**

incl. 1x13,5 W / 1x2 W  
 1476 + 247 lm, 2700 K  
 230 V, 20 VA  
 ø300 ↗42 mm  
 EAN 4000870 706923  
**706.92 new**


A++-A  
 LED  
 IP44  
 Bajonett

- ☞ Chrome ☒ Plastic
- ☞ Cromo ☒ Plástico
- ☞ Cromo ☒ Plastica

247 lm



1476 lm



1723 lm



**Beam**

incl. 1x13,5 W / 1x2 W  
 1476 + 247 lm, 2700 K  
 230 V, 20 VA  
 ⌀300 ↔300 ↗40 mm  
 EAN 4000870 706916  
**706.91 new**

A++-A  
 LED  
 IP44  
 Bajonett

- ☞ Chrome ☒ Plastic
- ☞ Cromo ☒ Plástico
- ☞ Cromo ☒ Plastica


247 lm



1476 lm



1723 lm






**Minor**

A++-A

incl. 1x18 W  
 1000 lm, 3000 K  
 230 V, 25 VA  
 ø230 ↗42 mm  
 EAN 4000870 705094  
**705.09 new**

LED

Satin Acryl  
 Satinada Acrilico  
 Satinato Acrilico


**Minor**

A++-A

incl. 1x18 W  
 1000 lm, 3000 K  
 230 V, 25 VA  
 ⚡42 ↔230 ↗230 mm  
 EAN 4000870 705087  
**705.08 new**

LED

Satin Acryl  
 Satinada Acrilico  
 Satinato Acrilico


**Pollux**

A++-A

incl. 1x14 W  
 750 lm, 3000 K  
 230 V, 19 VA  
 ø320 ↗60 mm  
 EAN 4000870 704677  
**704.67 new**

LED

Chrome/White/Clear Metal/Acryl  
 Cromo/Blanco/Claro Metal/Acrilico  
 Cromo/Bianco/Chiaro Metallo/Acrilico



☞ Chrome/Opal ☒ Metal/Glass  
 ☞ Cromo/Opal ☒ Metal/Cristal  
 ☞ Cromo/Opale ☒ Metallo/Vetro



**Polar** A++-A

incl. 1×11 W  
 670 lm, 3000 K  
 230 V, 19 VA  
 ø250 ø100 mm  
 EAN 4000870 704653  
**704.65 new**

LED  
 IP44  
 HF-Sensor

**Polar** A++-A

incl. 1×14 W  
 860 lm, 3000 K  
 230 V, 19 VA  
 ø300 ø100 mm  
 EAN 4000870 704660  
**704.66 new**

LED  
 IP44  
 HF-Sensor



☞ White ☒ Plastic  
 ☞ Blanco ☒ Plástico  
 ☞ Bianco ☒ Plastica



**Leonis** A++-A

incl. 1×9,5 W  
 970 lm, 2700 K  
 230 V  
 ⚡110 ø270 mm  
 EAN 4000870 707227  
**707.22 new**

LED  
 IP44  
 Bajonett

**Leonis** A++-A

incl. 1×11 W  
 1120 lm, 2700 K  
 230 V  
 ⚡110 ø320 mm  
 EAN 4000870 707234  
**707.23 new**

LED  
 IP44  
 Bajonett



☞ White ☒ Plastic  
 ☞ Blanco ☒ Plástico  
 ☞ Bianco ☒ Plastica



**Leonis** A++-A

incl. 1×9,5 W  
 970 lm, 4000 K  
 230 V  
 ⚡110 ø270 mm  
 EAN 4000870 707241  
**707.24 new**

LED  
 IP44  
 Bajonett

**Leonis** A++-A

incl. 1×11 W  
 1120 lm, 4000 K  
 230 V  
 ⚡110 ø320 mm  
 EAN 4000870 707258  
**707.25 new**

LED  
 IP44  
 Bajonett



**Arctus**

max. 60 W, E27

230 V

ø275 ø80 mm

EAN 4000870 703441

**703.44**
 400.28 52 W







892.39 15 W

A++-E



IP44



-  Brushed iron/Opaque  Metal/Glass
-  Acero Mate/Opaco  Metal/Cristal
-  Ferro spazzolato/Opaco  Metallo/Vetro



**Arctus**

max. 60 W, E27

230 V

ø275 ø80 mm

EAN 4000870 703458

**703.45**
 400.28 52 W







892.39 15 W

A++-E



IP44



-  Chrome/Opaque  Metal/Glass
-  Cromo/Opaco  Metal/Cristal
-  Cromo/Opaco  Metallo/Vetro



**Arctus**

max. 60 W, E27

230 V

ø275 ø80 mm

EAN 4000870 703434

**703.43**
 400.28 52 W







892.39 15 W

A++-E



IP44



-  White/Opaque  Metal/Glass
-  Blanco/Opaco  Metal/Cristal
-  Bianco/Opaco  Metallo/Vetro





**Vega**

max. 60 W, E27  
230 V  
ø320 ø110 mm  
EAN 4000870 703465

**703.46**

400.28 52 W  
892.39 15 W  
880.15 11 W  
882.11 11 W

A++-E



- 🌀 Brushed iron/Opal 🗪 Metal/Glass
- 🌀 Acero Mate/Opal 🗪 Metal/Cristal
- 🌀 Ferro spazzolato/Opale 🗪 Metallo/Vetro



**Vega**

max. 60 W, E27  
230 V  
ø320 ø110 mm  
EAN 4000870 703472

**703.47**

400.28 52 W  
892.39 15 W  
880.15 11 W  
882.11 11 W

A++-E



- 🌀 White/Opal 🗪 Metal/Glass
- 🌀 Blanco/Opal 🗪 Metal/Cristal
- 🌀 Bianco/Opale 🗪 Metallo/Vetro



**Mirfak**

max. 60 W, E27  
230 V  
ø320 ø110 mm  
EAN 4000870 703489

**703.48**

400.28 52 W  
892.39 15 W  
880.15 11 W  
882.11 11 W

A++-E



- 🌀 White/Mirror/Opal 🗪 Metal/Glass
- 🌀 Blanco/Espero/Opal 🗪 Metal/Cristal
- 🌀 Bianco/Miroir/Opale 🗪 Metallo/Vetro


**Biabo**

max. 60 W, E27  
230 V  
ø250 ø105 mm  
EAN 4000870 702994

**702.99**

⚡ 400.28 52 W  
892.39 15 W  
880.15 11 W  
882.11 11 W

A++-E



Chrome/Opal Metal/Glass  
 Cromo/Opal Metal/Cristal  
 Cromo/Opale Metallo/Vetro


**Ixa**

max. 60 W, E27  
230 V  
ø310 ø110 mm  
EAN 4000870 703007

**703.00**

⚡ 400.28 52 W  
892.39 15 W  
880.15 11 W  
882.11 11 W

A++-E



Brushed iron/Opal Metal/Glass  
 Acero Mate/Opal Metal/Cristal  
 Ferro spazzolato/Opale Metallo/Vetro


**Falima**

max. 60 W, E27  
230 V  
ø260 ø105 mm  
EAN 4000870 703014

**703.01**

⚡ 283.49 10 W  
282.22 10 W  
400.28 52 W  
892.39 15 W

A++-E



Chrome/Opal Metal/Glass  
 Cromo/Opal Metal/Cristal  
 Cromo/Opale Metallo/Vetro



**Deneb**

max. 2×40 W, E14  
 230 V  
 ø250 ⌀115 mm  
 EAN 4000870 703427  
**703.42**  
 ⚡ 510.44 42 W  
 894.39 9 W

A++-E



- 🌀 White/Opal 🗪 Metal/Glass
- 🌀 Blanco/Opal 🗪 Metal/Cristal
- 🌀 Bianco/Opale 🗪 Metallo/Vetro




**Berengo**

max. 2×60 W, E27  
 230 V  
 ø300 ⌀105 mm  
 EAN 4000870 703410  
**703.41**  
 ⚡ 400.28 52 W  
 892.39 15 W

A++-E



- 🌀 White/Alabaster 🗪 Metal/Glass
- 🌀 Blanco/Alabastro 🗪 Metal/Cristal
- 🌀 Bianco/Alabastro 🗪 Metallo/Vetro



- Alu/Clear Metal/Acryl
- Aluminio/Claro Metal/Acrilico
- Alluminio/Chiaro Metallo/Acrilico

**Theta**

incl. 1x9 W  
 440 lm, 3000 K  
 230 V, 10 VA  
 ⌀250 ⇄100 ⚡50 mm  
 EAN 4000870 704264  
**704.26 new**

A++-A  
 LED  
 IP44



- Alu/Clear Metal/Acryl
- Aluminio/Claro Metal/Acrilico
- Alluminio/Chiaro Metallo/Acrilico

**Theta**

incl. 1x13,5 W  
 660 lm, 3000 K  
 230 V, 15 VA  
 ⌀100 ⇄400 ⚡50 mm  
 EAN 4000870 704271  
**704.27 new**

A++-A  
 LED  
 IP44





**Tucana**

A++-A

incl. 1x4,5W  
220lm, 3000 K  
230V, 8,4 VA  
⌀225 ⇄100 ⇄120 mm  
EAN 4000870 704752

LED

IP44



**704.75 new**

- 🌀 Alu/Clear 🗪 Metal/Acyl
- 🌀 Aluminio/Claro 🗪 Metal/Acricico
- 🌀 Alluminio/Chiaro 🗪 Metallo/Acricico



**Tucana**

A++-A

incl. 1x9W  
440lm, 3000 K  
230V, 10 VA  
⌀250 ⇄100 ⇄50 mm  
EAN 4000870 704769

LED

IP44



**704.76 new**

- 🌀 Alu/Clear 🗪 Metal/Acyl
- 🌀 Aluminio/Claro 🗪 Metal/Acricico
- 🌀 Alluminio/Chiaro 🗪 Metallo/Acricico



**Tucana**

A++-A

incl. 1x13,5W  
660lm, 3000 K  
230V, 15 VA  
⌀100 ⇄400 ⇄50 mm  
EAN 4000870 704776

LED

IP44



**704.77 new**

- 🌀 Alu/Clear 🗪 Metal/Acyl
- 🌀 Aluminio/Claro 🗪 Metal/Acricico
- 🌀 Alluminio/Chiaro 🗪 Metallo/Acricico


**Theta**

A++-A

incl. 1×9 W

440 lm, 3000 K

230 V, 10 VA

⌀250 ⇄100 ↗50 mm

EAN 4000870 704783

**704.78 new**

LED




- 🌀 Alu/Clear 🗪 Metal/Acryl
- 🌀 Aluminio/Claro 🗪 Metal/Acrilico
- 🌀 Alluminio/Chiaro 🗪 Metallo/Acrilico


**Theta**

A++-A

incl. 1×13,5 W

660 lm, 3000 K

230 V, 15 VA

⌀100 ⇄400 ↗50 mm

EAN 4000870 704790

**704.79 new**

LED




- 🌀 Alu/Clear 🗪 Metal/Acryl
- 🌀 Aluminio/Claro 🗪 Metal/Acrilico
- 🌀 Alluminio/Chiaro 🗪 Metallo/Acrilico



**Tucana**

A++-A

incl. 1x4,5W  
220lm, 3000 K  
230V, 8,4 VA  
⌀225 ⇄100 ↗120 mm  
EAN 4000870 704721

LED

IP44



**704.72 new**

- 🌀 Alu/Clear 🗪 Metal/Acryl
- 🌀 Aluminio/Claro 🗪 Metal/Acrilico
- 🌀 Alluminio/Chiaro 🗪 Metallo/Acrilico



**Tucana**

A++-A

incl. 1x9W  
440lm, 3000 K  
230V, 10 VA  
⌀250 ⇄100 ↗50 mm  
EAN 4000870 704738

LED

IP44



**704.73 new**

- 🌀 Alu/Clear 🗪 Metal/Acryl
- 🌀 Aluminio/Claro 🗪 Metal/Acrilico
- 🌀 Alluminio/Chiaro 🗪 Metallo/Acrilico



**Tucana**

A++-A

incl. 1x13,5W  
660lm, 3000 K  
230V, 15 VA  
⌀100 ⇄400 ↗50 mm  
EAN 4000870 704745

LED

IP44



**704.74 new**

- 🌀 Alu/Clear 🗪 Metal/Acryl
- 🌀 Aluminio/Claro 🗪 Metal/Acrilico
- 🌀 Alluminio/Chiaro 🗪 Metallo/Acrilico



**Capella**

incl. 2x3,5W  
 2x250 lm, 2700 K  
 <math>\sphericalangle 45^\circ</math>  
 230V, 8 VA  
 $\updownarrow 83$   $\leftrightarrow 64$   $\nearrow 100$  mm  
 EAN 4000870 704950  
**704.95 new**

A++-A

LED

IP44



- ☞ Chrome ☒ Metal/Glass
- ☞ Cromo ☒ Metal/Cristal
- ☞ Cromo ☒ Metallo/Vetro



**Bellatrix**

incl. 2x3,5W  
 2x220 lm, 2700 K  
 <math>\sphericalangle 90^\circ</math>  
 230V, 8 VA  
 $\updownarrow 48$   $\leftrightarrow 64$   $\nearrow 100$  mm  
 EAN 4000870 704943  
**704.94 new**

A++-A

LED

IP44



- ☞ Chrome/Satin ☒ Metal/Glass
- ☞ Cromo/Satinada ☒ Metal/Cristal
- ☞ Cromo/Satinato ☒ Metallo/Vetro





**Diadem**


A++-A

incl. 2×3,5W  
2×250 lm, 2700 K  
230 V, 8,4 VA  
⌀160 ↔80 ↗128 mm  
EAN 4000870 704929

**704.92 new**



- ☞ Chrome/White ☒ Metal/Acryl
- ☞ Cromo/Blanco ☒ Metal/Acrilico
- ☞ Cromo/Bianco ☒ Metallo/Acrilico



**Elektra**

A++-A

incl. 1×4,5W  
400 lm, 3000 K  
230 V, 8,4 VA  
⌀242 ↔64 ↗100 mm  
EAN 4000870 706077

**706.07 new**

💡 282.61



- ☞ Chrome/Opal ☒ Metal/Glas
- ☞ Cromo/Opal ☒ Metal/Glas
- ☞ Cromo/Opale ☒ Metallo/Glas



**Asterion**

A++-A


incl. 1×4,5W  
400 lm, 3000 K  
230 V, 8,4 VA  
⌀264 ↔300 ↗150 mm  
EAN 4000870 706084

**706.08 new**

💡 282.61



- ☞ Chrome/White ☒ Metal
- ☞ Cromo/Blanco ☒ Metal
- ☞ Cromo/Bianco ☒ Metallo



**Bharani**

D-E

incl. 1x33 W, G9,

460 lm, 2800 K

230 V

⌀140 ⇄140 ⚙123 mm

EAN 4000870 704936

**704.93** new

🔗 800.31

Halogen  
230V

IP44

R

- 🌀 Chrome/Opal Metal/Glass
- 🌀 Cromo/Opal Metal/Cristal
- 🌀 Cromo/Opale Metallo/Vetro



**Carina**

D-E

incl. 1x28 W, G9,

370 lm, 2700 K

230 V

⌀150 ⇄100 ⚙115 mm

EAN 4000870 703526

**703.52**

🔗 800.62

Halogen  
230V

IP44

R, L, C

- 🌀 Brushed iron/Satin Metal/Glass
- 🌀 Acero Mate/Satinada Metal/Cristal
- 🌀 Ferro spazzolato/Satinato
- Metallo/Vetro



**Eleon**

D-E

incl. 1x33 W, G9,

460 lm, 2800 K

230 V

⌀200 ⇄100 ⚙135 mm

EAN 4000870 703533

**703.53**

🔗 800.31

Halogen  
230V

IP44

R, L, C

- 🌀 Brushed iron/Satin Metal/Glass
- 🌀 Acero Mate/Satinada Metal/Cristal
- 🌀 Ferro spazzolato/Satinato
- Metallo/Vetro

**Antares**

D-E

incl. 1×33 W, G9, 

460lm, 2800 K

230V







⌀165 ⇄90 ↗110 mm

EAN 4000870 703595

**703.59**

⚡ 800.31

Halogen  
230V IP44 R

-  Chrome/Opal  Metal/Glass
-  Cromo/Opal  Metal/Cristal
-  Cromo/Opale  Metallo/Vetro

**Gemini Set**

A++-E

max. 2×40 W, E14

230V

⌀195 ⇄85 ↗105 mm







EAN 4000870 703540

**703.54**

⚡ 510.43 28W

894.39 9W

 IP44

-  Chrome/Satin  Metal/Glass
-  Cromo/Satinada  Metal/Cristal
-  Cromo/Satinato  Metallo/Vetro


**Gemini**

max. 2×40 W, E14

230 V

 $\varnothing 85 \times 310 \times 105$  mm

EAN 4000870 703519

**703.51**
 $\varnothing 510.43$  28 W

894.39 9 W

A++-E



IP44



- ☞ Chrome/Satin ☒ Metal/Glass
- ☞ Cromo/Satinada ☒ Metal/Cristal
- ☞ Cromo/Satinato ☒ Metallo/Vetro


**Lenia**

max. 2×40 W, E14

230 V

 $\varnothing 80 \times 330 \times 105$  mm

EAN 4000870 703502

**703.50**
 $\varnothing 510.43$  28 W

894.39 9 W

A++-E



IP44



- ☞ Chrome/Opaque ☒ Metal/Glass
- ☞ Cromo/Opaco ☒ Metal/Cristal
- ☞ Cromo/Opaco ☒ Metallo/Vetro


**Saphir**

max. 2×40 W, E14

230 V

 $\varnothing 80 \times 445 \times 120$  mm

EAN 4000870 703588

**703.58**
 $\varnothing 510.43$  28 W

860.07 9 W

A++-E



IP44



- ☞ Chrome/Opal ☒ Metal/Glass
- ☞ Cromo/Opal ☒ Metal/Cristal
- ☞ Cromo/Opale ☒ Metallo/Vetro





**Kuma**

incl. 1×9 W  
660 lm, 3000 K  
230 V, 10 VA  
⌀45 ⇔ 500 ↗84 mm  
EAN 4000870 704707

**704.70 new**

A++-A

LED

IP44



- ☞ Chrome/White ☞ Metal/Acryl
- ☞ Cromo/Blanco ☞ Metal/Acrilico
- ☞ Cromo/Bianco ☞ Metallo/Acrilico



**Lukida**

incl. 1×9 W  
650 lm, 3000 K  
230 V, 10 VA  
⌀100 ⇔ 600 ↗42 mm  
EAN 4000870 704639

**704.63 new**

A++-A

LED

IP44



- ☞ Chrome/White ☞ Alu/Acryl
- ☞ Cromo/Blanco ☞ Aluminio/Acrilico
- ☞ Cromo/Bianco ☞ Alluminio/Acrilico


**Nimbus**

incl. 1×9 W  
 600 lm, 3000 K  
 230 V, 10 VA  
 ⌀68 ⇄600 ↗63 mm  
 EAN 4000870 704646  
**704.64 new**

A++-A



- 🌀 Chrome/White 🏠 Metal/Acyl
- 🌀 Cromo/Blanco 🏠 Metal/Acricilo
- 🌀 Cromo/Bianco 🏠 Metallo/Acricilo


**Proxima**

incl. 2×3,5 W  
 2×250 lm, 2700 K  
 230 V, 10 VA  
 ⌀70 ⇄300 ↗95 mm  
 EAN 4000870 704691  
**704.69 new**

A++-A



- 🌀 Chrome/White 🏠 Metal/Plastic
- 🌀 Cromo/Blanco 🏠 Metal/Plástico
- 🌀 Cromo/Bianco 🏠 Metallo/Plastica


**Proxima**

incl. 3×3,5 W  
 3×250 lm, 2700 K  
 230 V, 10 VA  
 ⌀70 ⇄500 ↗95 mm  
 EAN 4000870 704714  
**704.71 new**

A++-A



- 🌀 Chrome/Clear 🏠 Metal/Plastic
- 🌀 Cromo/Claro 🏠 Metal/Plástico
- 🌀 Cromo/Chiaro 🏠 Metallo/Plastica



Chrome/White Metal/Acryl  
 Cromo/Blanco Metal/Acrilico  
 Cromo/Bianco Metallo/Acrilico



**Mizar**

incl. 1×8 W, G5 / T5, A  
 480 lm, 3000 K  
 230 V  
 45 ⇄ 370 80 mm  
 EAN 4000870 703601  
**703.60**  
 885.08



Chrome/White Metal/Acryl  
 Cromo/Blanco Metal/Acrilico  
 Cromo/Bianco Metallo/Acrilico



**Orgon**

incl. 1×8 W, G5 / T5, A  
 480 lm, 3000 K  
 230 V  
 60 ⇄ 440 80 mm  
 EAN 4000870 703625  
**703.62**  
 885.08



Chrome/White Metal/Acryl  
 Cromo/Blanco Metal/Acrilico  
 Cromo/Bianco Metallo/Acrilico



**Orgon**

incl. 1×14 W, G5 / T5, A  
 1204 lm, 3000 K  
 230 V  
 60 ⇄ 700 80 mm  
 EAN 4000870 703632  
**703.63**  
 884.49



Chrome/White Metal/Acryl  
 Cromo/Blanco Metal/Acrilico  
 Cromo/Bianco Metallo/Acrilico



**Taru**

incl. 1×14 W, G5 / T5, A  
 1204 lm, 3000 K  
 230 V  
 65 ⇄ 575 100 mm  
 EAN 4000870 703663  
**703.66**  
 884.49





Chrome/White Metal/Acryl  
 Cromo/Blanco Metal/Acricilo  
 Cromo/Bianco Metallo/Acricilo


**Quasar**

incl. 1x8 W, G5 / T5, A-  
 480 lm, 3000 K  
 230 V  
 45 ⇄ 440 60 mm  
 EAN 4000870 703649  
**703.64**  
 885.08

A--A

 Energy  
Saver

50.000h


**Quasar**

incl. 1x14 W, G5 / T5, A+  
 1204 lm, 3000 K  
 230 V  
 45 ⇄ 700 60 mm  
 EAN 4000870 703656  
**703.65**  
 884.49


A+-A

 Energy  
Saver

50.000h



Chrome/White Metal  
 Cromo/Blanco Metal  
 Cromo/Bianco Metallo


**Zeta**

incl. 1x5,5 W  
 410 lm, 3000 K  
 230 V, 8,4 VA  
 34 ⇄ 600 14 mm  
 EAN 4000870 706107  
**706.10 new**

A+-A

LED



Chrome/White Alu/Acryl  
 Cromo/Blanco Aluminio/Acricilo  
 Cromo/Bianco Alluminio/Acricilo


**Navi**

incl. 3x2,4 W  
 3x130 lm, 3000 K  
 230 V, 8,4 VA  
 60 30 58 mm  
 EAN 4000870 706114  
**706.11 new**

A+-A

LED





**Bela** A++-A  
 incl. 1x5,7W  
 260lm, 3000K  
 230V, 8,4VA  
 ⌀230 ↔230 ⌀295mm  
 EAN 4000870 704684  
**704.68 new**

- 🌀 Chrome/White/Mirror 📏 Metal/Acryl
- 🌀 Cromo/Blanco/Espero 📏 Metal/Acrylic
- 🌀 Cromo/Bianco/Miroir 📏 Metallo/Acrylic



**Bela** A++-E  
 max. 1x40W, E14  
 230V  
 ⌀235 ↔470 ⌀350mm  
 EAN 4000870 703496  
**703.49**  
 ⚡ 510.43 28W  
 860.07 9W

- 🌀 Chrome/Mirror 📏 Metal/Glass
- 🌀 Cromo/Espero 📏 Metal/Cristal
- 🌀 Cromo/Miroir 📏 Metallo/Vetro



☞ Chrome/Satin ☒ Metal/Glass  
 ☞ Cromo/Satinada ☒ Metal/Cristal  
 ☞ Cromo/Satinato ☒ Metallo/Vetro



**Lyra**

A++-A  
 LED  
 incl. 3×3,5W, GU10  
 3×230 lm, 2700 K  
 ∠ 38°, 550 cd  
 230 V  
 ⚙ 130 ⌀250 mm  
 EAN 4000870 706091  
**706.09 new**  
 ⚡ 282.99



☞ Chrome/Transparent ☒ Metal/Glass  
 ☞ Cromo/Trasparente ☒ Metal/Cristal  
 ☞ Cromo/Trasparente ☒ Metallo/Vetro



**Trabani**

D-E  
 Halogen  
 230V  
 incl. 1×20W, G9,  $\triangleleft$  D  
 240 lm, 2700 K  
 230 V  
 ⚙ 120 ⇔ 100 ↗ 125 mm  
 EAN 4000870 703557  
**703.55**  
 ⚡ 800.30



**Trabani**

D-E  
 Halogen  
 230V  
 incl. 2×20W, G9,  $\triangleleft$  D  
 2×240 lm, 2700 K  
 230 V  
 ⚙ 80 ⇔ 280 ↗ 125 mm  
 EAN 4000870 703564  
**703.56**  
 ⚡ 800.30



**Trabani**

D-E  
 Halogen  
 230V  
 incl. 3×20W, G9,  $\triangleleft$  D  
 3×240 lm, 2700 K  
 230 V  
 ⌀240 ↗ 125 mm  
 EAN 4000870 703571  
**703.57**  
 ⚡ 800.30





54 Saro

# *Floor, Pendulum, Table, Desk*


- 51 Floor
- 51 Pendulum
- 52 Table
- 55 Desk



51 Helena







- 🔗 Nickel satinised/White
- 📏 Metal/Cloth
- 🔗 Níquel satinado/Blanco
- 📏 Metal/Pañó
- 🔗 Nichel satinatoq/Bianco
- 📏 Metallo/Panno




**Helena** A++-E  
 max. 1×60 W, E27  
 230 V  
 ⚙️ 1400 ⌀260 mm  
 EAN 4000870 793817  
**793.81**  
 💡 880.14



**Helena** A++-E  
 max. 1×40 W, E14  
 230 V  
 ⚙️ 400 ⌀270 mm  
 EAN 4000870 793800  
**793.80**  
 💡 894.35



- 🔗 Nickel satinised/Opal/Brown
- 📏 Metal/Glass
- 🔗 Níquel satinado/Opal/Marrón
- 📏 Metal/Cristal
- 🔗 Nichel satinatoq/Opale/Marrone
- 📏 Metallo/Vetro



**Giba** A++-E  
 max. 1×60 W, E27  
 230 V  
 ⚙️ 468 mm ⚙️ 112 cm ⌀300 mm  
 EAN 4000870 660515  
**660.51**  
 💡 880.14



**Giba** A++-E  
 max. 1×25 W, E14  
 230 V  
 ⚙️ 140 ⌀150 mm  
 EAN 4000870 660522  
**660.52**  
 💡 894.35





**Vilma**

max. 1×40W, E14  
230V  
∅200 ⇄100 ∇100 mm  
EAN 4000870 770313

**770.31**

∅ 314.66 28W  
894.35 7W

Opal Glass  
Opal Cristal  
Opale Vetro

A++-E

**Jenni**

max. 1×40W, E14  
230V  
∅220 ⇄100 ∇100 mm  
EAN 4000870 770375

**770.37**

∅ 314.66

Nickel satinised/Opal  
Metal/Glass  
Níquel satinado/Opal  
Metal/Cristal  
Nichel satinatoq/Opale  
Metallo/Vetro

A++-E

**Pinja**

max. 1×40W, E14  
230V  
∅240 ∅110 mm  
EAN 4000870 770290

**770.29**

∅ 314.66

Chrome/Opal Metal/Glass  
Cromo/Opal Metal/Cristal  
Cromo/Opale Metallo/Vetro

A++-E

**Noora**

max. 1×42W, E14  
230V  
∅210 ∅80 mm  
EAN 4000870 770108

**770.10**

∅ 894.39

Opal Glass  
Opal Cristal  
Opale Vetro

A++-E



**Kiia**

A++-E

max. 1×40W, E14  
230V

⌀195 ø200 mm  
EAN 4000870 770320

**770.32**

💡 314.66 28W  
894.35 7W

🌀 Opal 🏠 Glass

🌀 Opal 🏠 Cristal

🌀 Opale 🏠 Vetro

**Milla**

A++-E

max. 1×60W, E14  
230V

⌀400 ø130 mm  
EAN 4000870 770153

**770.15**

💡 314.67

🌀 Brushed nickel/Satin

🏠 Metal/Glass

🌀 Niquel satinado/Satinada

🏠 Metal/Cristal

🌀 Color nichel spazzolato/Satinato

🏠 Metallo/Vetro

**Ella**

A++-E

max. 1×40W, E14  
230V

⌀360 ø200 mm  
EAN 4000870 770184

**770.18**

💡 314.66 28W  
894.35 7W

🌀 Brushed nickel/Opal

🏠 Metal/Glass

🌀 Niquel satinado/Opal

🏠 Metal/Cristal

🌀 Color nichel spazzolato/Opale

🏠 Metallo/Vetro

**Ella**

A++-E

max. 1×40W, E14  
230V

⌀360 ø200 mm  
EAN 4000870 770191

**770.19**

💡 314.66 28W  
894.35 7W

🌀 Matt brass/Alabaster

🏠 Metal/Glass

🌀 Latón mate/Alabastro

🏠 Metal/Cristal

🌀 Ottone opaco/Alabastro

🏠 Metallo/Vetro



**Elli**

A++-E

max. 1×60W, E14

230V

⌀410 ø250 mm

EAN 4000870 770160

**770.16**

💡 314.67

- 🌀 Brushed nickel/Alabaster
- 🏠 Metal/Glass
- 🌀 Niquel satinado/Alabastro
- 🏠 Metal/Cristal
- 🌀 Color nichel spazzolato/Alabastro
- 🏠 Metallo/Vetro

**Saro**

A++-E

max. 1×40W, E14

230V

⌀375 ø200 mm

EAN 4000870 701799

**701.79**

💡 314.66

- 🌀 Brushed iron/White
- 🏠 Metal/Cloth
- 🌀 Acero Mate/Blanco
- 🏠 Metal/Pañó
- 🌀 Ferro spazzolato/Bianco
- 🏠 Metallo/Panno

**Asta**

A++-E

max. 1×40W, E14

230V

⌀270 ⇄152 ⇄152 mm

EAN 4000870 793909

**793.90**

💡 314.66 28W

894.35 7W

- 🌀 Wood/White 🏠 Wood/Cloth
- 🌀 Madera/Blanco
- 🏠 Pañó/Madera
- 🌀 Legno/Bianco
- 🏠 Legno/Panno



**Move LED**

A++-A

incl. 1x5 W  
188 lm, 2900 K  
230 V  
⌀565 ↔535 ⌀200 mm  
EAN 4000870 702482

**702.48**

☞ Black/Chrome matt  
☞ Soft varnish/Plastic/Metal  
☞ Negro/Cromo mate  
☞ Pintura soft touch/Plástico/Metal  
☞ Nero/Cromo opaco  
☞ Vernice soft touch/Plastica/Metallo

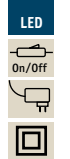
**Plaza**

A++-A

incl. 1x3 W  
240 lm, 6000-7000 K  
∠ 120°  
230 V  
⌀750 ø250 mm  
EAN 4000870 749944

**749.94**

☞ Chrome ☞ Metal  
☞ Cromo ☞ Metal  
☞ Cromo ☞ Metallo

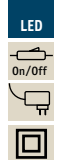
**Plaza**

A++-A

incl. 1x3 W  
240 lm, 6000-7000 K  
∠ 120°  
230 V  
⌀750 ø250 mm  
EAN 4000870 749951

**749.95**

☞ Brushed iron ☞ Metal  
☞ Acero Mate ☞ Metal  
☞ Ferro spazzolato ☞ Metallo

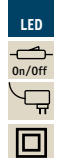
**Slice LED**

A++-A

incl. 1x4,3 W  
179 lm, 3000 K  
230 V  
⌀480 ↔180 ⌀120 mm  
EAN 4000870 702444

**702.44**

☞ Satin/Brushed alu  
☞ Acryl/Metal  
☞ Satinada/Aluminio mateado  
☞ Acrilico/Metal  
☞ Satinato/Alluminio spazzolato  
☞ Acrilico/Metallo





**Zed LED**

A++-A

incl. 1×6,7 W  
359 lm, 3000 K  
230 V

⊕475 ⊖160 mm  
EAN 4000870 702451

**702.45**

☞ Brushed iron ☒ Metal  
☞ Acero Mate ☒ Metal  
☞ Ferro spazzolato ☒ Metallo

LED

On/Off

**Bay LED**

A++-A

incl. 1×5,5 W  
227 lm, 3000 K  
230 V

⊕405 ↔230 ↻95 mm  
EAN 4000870 770437

**702.43**

☞ Brushed iron ☒ Metal  
☞ Acero Mate ☒ Metal  
☞ Ferro spazzolato ☒ Metallo

LED

On/Off

**Tower LED**

A++-A

incl. 1×6 W  
6500 K  
230/12 V

⊕400 ⊖100 mm  
EAN 4000870 770542

**770.54**

☞ Chrome ☒ Metal  
☞ Cromo ☒ Metal  
☞ Cromo ☒ Metallo

LED

On/Off

**Walk LED**

A++-A

incl. 1×4 W  
6500 K  
230/12 V

⊕450 ⊖150 mm  
EAN 4000870 795309

**795.30**

☞ Alu/Chrome ☒ Metal/Plastic  
☞ Aluminio/Cromo ☒ Metal/Plástico  
☞ Alluminio/Cromo ☒ Metallo/Plastica

LED

On/Off



excl. Accu



**Enjoy LED**

incl. 1×3,3 W  
6500 K  
230/12 V  
⌀365 ⇄350 ⌀45 mm  
EAN 4000870 793923


**793.92**

Alu/Transparent  
Metal/Plastic  
Aluminio/Trasparente  
Metal/Plástico  
Alluminio/Trasparente  
Metallo/Plastica

A++-A

LED

On/Off

**Work LED**

incl. 1×2,4 W  
6500-7000 K  
230/12 V  
⌀585 ⇄110 ⌀65 mm  
EAN 4000870 793916

**793.91**

Chrome Metal  
Cromo Metal  
Cromo Metallo

A++-A

LED

On/Off

**Sara**

max. 1×60 W, E14  
230 V  
⌀980 ⌀180 mm  
EAN 4000870 770252

**770.25**

Q 200.11

Silver Metal  
Plateada Metal  
Argentato Metallo


A++-E

On/Off



# Galeria

- 59 Mirror
- 60 Galeria
- 66 Assistent



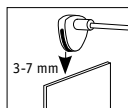
62 Galeria Block



68 Assistent Flexus IV







**Mirror Simplo**

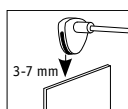
D-E

incl. 1x50 W, GU10,  $\triangleleft$  D  
 315 lm, 2900 K  
 $\triangleleft$  30°, 700 cd  
 230 V  
 $\updownarrow$ 60  $\varnothing$ 51  $\leftrightarrow$ 30  $\nearrow$ 100 mm  
 EAN 4000870 990827

**990.82**

⊙ 282.86 3,5 W  
 836.42 50 W

- ⌘ Brushed iron  $\boxtimes$  Metal
- ⌘ Acero Mate  $\boxtimes$  Metal
- ⌘ Ferro spazzolato  $\boxtimes$  Metallo



**Mirror Curvus**

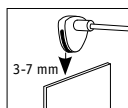
D-E

incl. 1x42 W, G9,  $\triangleleft$  D  
 625 lm, 2800 K  
 230 V  
 $\updownarrow$ 230  $\varnothing$ 60  $\leftrightarrow$ 30  $\nearrow$ 120 mm  
 EAN 4000870 990810

**990.81**

⊙ 283.38 2,2 W  
 800.32 42 W

- ⌘ Brushed iron/Opal
- $\boxtimes$  Metal/Glass
- ⌘ Acero Mate/Opal
- $\boxtimes$  Metal/Cristal
- ⌘ Ferro spazzolato/Opale
- $\boxtimes$  Metallo/Vetro



**Mirror Vitrino**

D-E

incl. 1x42 W, G9,  $\triangleleft$  D  
 625 lm, 2800 K  
 230 V  
 $\updownarrow$ 125  $\varnothing$ 35  $\leftrightarrow$ 15  $\nearrow$ 100 mm  
 EAN 4000870 990834

**990.83**

⊙ 283.38 2,2 W  
 800.32 42 W

- ⌘ Brushed iron/Opal
- $\boxtimes$  Metal/Glass
- ⌘ Acero Mate/Opal
- $\boxtimes$  Metal/Cristal
- ⌘ Ferro spazzolato/Opale
- $\boxtimes$  Metallo/Vetro



**Mirror Zylindro**

A++-A

incl. 1x3 W  
 120 lm, 2700 K  
 $\triangleleft$  60°  
 230 V, 3 VA  
 $\updownarrow$ 260  $\leftrightarrow$ 80  $\nearrow$ 235 mm  
 EAN 4000870 990681

**990.68**


- ⌘ Chrome  $\boxtimes$  Metal
- ⌘ Cromo  $\boxtimes$  Metal
- ⌘ Cromo  $\boxtimes$  Metallo







🔧 Chrome 📏 Metal  
🔧 Cromo 📏 Metal  
🔧 Cromo 📏 Metallo



**Mirror Regula**

max. 3×40W, E14  
 230V  
 ⌀75 ⇄420 ↻50 mm  
 EAN 4000870 996799  
**996.79**  
 ⚡ 283.69 2,5W  
 300.40 40W

A++-E

**Mirror Regula**

max. 5×40W, E14  
 230V  
 ⌀75 ⇄650 ↻50 mm  
 EAN 4000870 996805  
**996.80**  
 ⚡ 283.69 2,5W  
 300.40 40W

A++-E



🔧 White/Chrome 📏 Metal  
🔧 Blanco/Cromo 📏 Metal  
🔧 Bianco/Cromo 📏 Metallo



**Beam Thirty**

incl. 1×5W  
 530lm, 2700K  
 230V  
 ⌀46 ⇄290 ↻190 mm  
 EAN 4000870 998915  
**998.91 new**

A++-A



**Beam Fifty**

incl. 1×7W  
 800lm, 2700K  
 230V  
 ⌀46 ⇄450 ↻190 mm  
 EAN 4000870 998922  
**998.92 new**

A++-A



**Beam Sixty**

incl. 1×11W  
 1050lm, 2700K  
 < 100°, 430 cd  
 230V  
 ⌀46 ⇄585 ↻190 mm  
 EAN 4000870 998939  
**998.93 new**

A++-A



Brushed nickel/Chrome Metal  
 Niquel satinado/Cromo Metal  
 Color nichel spazzolato/Cromo  
 Metallo



**Beam Thirty**

A++-A

incl. 1×5 W  
 530 lm, 2700 K  
 <math>\sphericalangle 100^\circ</math>, 220 cd  
 230 V  
 $\updownarrow 46 \leftrightarrow 290 \nearrow 190$  mm  
 EAN 4000870 998946  
**998.94 new**



**Beam Fifty**

A++-A

incl. 1×7 W  
 800 lm, 2700 K  
 <math>\sphericalangle 100^\circ</math>, 350 cd  
 230 V  
 $\updownarrow 46 \leftrightarrow 450 \nearrow 190$  mm  
 EAN 4000870 998953  
**998.95 new**



**Beam Sixty**

A++-A

incl. 1×11 W  
 1050 lm, 2700 K  
 <math>\sphericalangle 100^\circ</math>, 430 cd  
 230 V  
 $\updownarrow 46 \leftrightarrow 585 \nearrow 190$  mm  
 EAN 4000870 998960  
**998.96 new**



Chrome Metal  
 Cromo Metal  
 Cromo Metallo



**Beam Thirty**

A++-A

incl. 1×5 W  
 530 lm, 2700 K  
 <math>\sphericalangle 100^\circ</math>, 220 cd  
 230 V  
 $\updownarrow 46 \leftrightarrow 290 \nearrow 190$  mm  
 EAN 4000870 998885  
**998.88 new**



**Beam Fifty**

A++-A

incl. 1×7 W  
 800 lm, 2700 K  
 <math>\sphericalangle 100^\circ</math>, 350 cd  
 230 V  
 $\updownarrow 46 \leftrightarrow 450 \nearrow 190$  mm  
 EAN 4000870 998892  
**998.89 new**



**Beam Sixty**

A++-A

incl. 1×11 W  
 1050 lm, 2700 K  
 <math>\sphericalangle 100^\circ</math>, 430 cd  
 230 V  
 $\updownarrow 46 \leftrightarrow 585 \nearrow 190$  mm  
 EAN 4000870 998908  
**998.90 new**





- 🔩 Chrome/Transparent
- 📏 Metal/Acrylic
- 🔩 Cromo/Trasparente
- 📏 Metal/Acrylic
- 🔩 Cromo/Trasparente
- 📏 Metallo/Acrylic



**Block**

incl. 1×5 W  
 350 lm  
 230 V  
 ⌀46 ⇄335 ↗95 mm  
 EAN 4000870 998977  
**998.97 new**

A++-A

LED



**Block**

incl. 1×7 W  
 520 lm  
 230 V  
 ⌀46 ⇄505 ↗95 mm  
 EAN 4000870 998984  
**998.98 new**

A++-A

LED



**Block**

incl. 1×9,5 W  
 610 lm  
 230 V  
 ⌀46 ⇄675 ↗95 mm  
 EAN 4000870 998991  
**998.99 new**

A++-A

LED



- 🔩 Brushed iron 📏 Metal
- 🔩 Acero Mate 📏 Metal
- 🔩 Ferro spazzolato 📏 Metallo



**Galeria Remus**

incl. 1×3,5 W  
 240 lm, 3000 K  
 230 V  
 ⌀175 ⇄395 ↗150 mm  
 EAN 4000870 990759  
**990.75**

A++-A

LED



**Galeria Remus**

incl. 1×10 W  
 480 lm, 3000 K  
 230 V  
 ⌀150 ⇄655 ↗175 mm  
 EAN 4000870 990766  
**990.76**

A++-A

LED



**Galeria Wolbas**

A++-A

incl. 1x10 W  
420 lm, 3000 K  
230 V  
⌀45 ⇄635 ↗135 mm  
EAN 4000870 990773  
**990.77**



🌀 Chrome 🧱 Metal  
🌀 Cromo 🧱 Metal  
🌀 Cromo 🧱 Metallo

**Galeria Osaris**

A+-A


incl. 1x6 W  
360 lm, 3000 K  
230 V  
⌀50 ⇄655 ↗165 mm  
EAN 4000870 990780  
**990.78**



🌀 Chrome 🧱 Metal  
🌀 Cromo 🧱 Metal  
🌀 Cromo 🧱 Metallo

**Galeria Patella**

A-A


incl. 1x8 W, G5,   
480 lm, 3000 K  
230 V  
⌀50 ⇄390 ↗220 mm  
EAN 4000870 996829  
**996.82**  
🕒 885.08



🌀 Brushed iron 🧱 Metal  
🌀 Acero Mate 🧱 Metal  
🌀 Ferro spazzolato 🧱 Metallo

**Galeria Patella**

A-A

incl. 1x8 W, G5,   
480 lm, 3000 K  
230 V  
⌀50 ⇄390 ↗220 mm  
EAN 4000870 996836  
**996.83**  
🕒 885.08



🌀 Old brass 🧱 Metal  
🌀 Latón envejecido 🧱 Metal  
🌀 Colore ottone brunito  
🧱 Metallo





- ☞ Chrome ☒ Metal
- ☞ Cromo ☒ Metal
- ☞ Cromo ☒ Metallo



**Galeria I**

C-D

incl. 1×35 W, GU5,3, ☐ B  
 427 lm, 2900 K  
 <math>\sphericalangle</math> 38°, 1100 cd  
 230/12V, 70 VA ☒  
 ⚙ 300 ø51 ⇄25 ↻180 mm  
 EAN 4000870 992616

**992.61**  
 ☞ 832.64



**Galeria II**

B-D

incl. 2×35 W, GU5,3, ☐ B  
 2×427 lm, 2900 K  
 <math>\sphericalangle</math> 38°, 1100 cd  
 230/12V, 70 VA ☒  
 ⚙ 300 ø51 ⇄25 ↻180 mm  
 EAN 4000870 992623

**992.62**  
 ☞ 832.64



**Galeria Flexo II**

B-D

incl. 2×20 W, G4, ☐ C  
 2×290 lm, 2900 K  
 230/12V, 60 VA ☒  
 ⚙ 425 ø40 ↻200 mm  
 EAN 4000870 996751

**996.75**  
 ☞ 831.17

- ☞ Brushed iron/Opal
- ☒ Metal/Glass
- ☞ Acero Mate/Opal
- ☒ Metal/Cristal
- ☞ Ferro spazzolato/Opale
- ☒ Metallo/Vetro



**Galeria Flexo II**

B-D

incl. 2×20 W, G4, ☐ C  
 2×290 lm, 2900 K  
 230/12V, 60 VA ☒  
 ⚙ 425 ø40 ↻200 mm  
 EAN 4000870 996775


**996.77**  
 ☞ 831.17

- ☞ Chrome/Opal ☒ Metal/Glass
- ☞ Cromo/Opal ☒ Metal/Cristal
- ☞ Cromo/Opale ☒ Metallo/Vetro



**Mirror Calami**

D-E

incl. 2×42 W, G9, 

2×625 lm, 2800 K



230 V



⌀60 ⇄275 ↗190 mm



EAN 4000870 996812

**996.81**

⚡ 283.38 2,2 W  
800.32 42 W

 Brushed iron  Metal

 Acero Mate  Metal

 Ferro spazzolato  Metallo

Halogen


230V



On/Off

**Galeria Ramus**

D-E

incl. 2×42 W, G9, 

2×625 lm, 2800 K



230 V



⌀160 ⇄310 ↗150 mm



EAN 4000870 996843

**996.84**

⚡ 283.38 2,2 W  
800.32 42 W

 Brushed iron  Metal

 Acero Mate  Metal

 Ferro spazzolato  Metallo

Halogen


230V



On/Off

**Galeria Ramus**

D-E

incl. 2×42 W, G9, 

2×625 lm, 2800 K


230 V



⌀160 ⇄310 ↗150 mm


EAN 4000870 996850


**996.85**

⚡ 283.38 2,2 W  
800.32 42 W

 Old brass  Metal

 Latón envejecido  Metal

 Colore ottone brunito

 Metallo

Halogen

230V



On/Off





**Galeria Canno**

A++-E

max. 2x25 W, E14

230 V

⌀140 ⇄350 ⌀180 mm

EAN 4000870 996898

**996.89**

⊙ 510.42

🔗 Brushed iron 📦 Metal

🔗 Acero Mate 📦 Metal

🔗 Ferro spazzolato 📦 Metallo



**Galeria Canno**

A++-E

max. 2x25 W, E14

230 V

⌀140 ⇄350 ⌀180 mm

EAN 4000870 996904

**996.90**

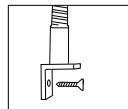
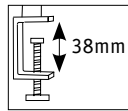
⊙ 510.42

🔗 Old brass 📦 Metal

🔗 Latón envejecido 📦 Metal

🔗 Colore ottone brunito

📦 Metallo



**Assistent Oculus**

A++-A

incl. 1x3 W

6500 K

230/12 V

⌀300 ⌀40 ⌀100 mm

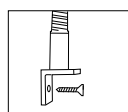
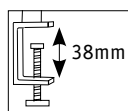
EAN 4000870 996928

**996.92**

🔗 Titanium 📦 Metal

🔗 Titan 📦 Metal

🔗 Titanio 📦 Metallo



**Assistent Matrix**

A++-A

incl. 1x3 W

4000 K

230/12 V

⌀300 ⇄40 ⌀100 mm

EAN 4000870 996874

**996.87**

🔗 Titanium 📦 Metal/Plastic

🔗 Titan 📦 Metal/Plástico

🔗 Titanio 📦 Metallo/Plastica





**Assistent Finja**

incl. 1x35 W, GU10,   
 173 lm, 2900 K   
 <math>\sphericalangle</math> 30°, 700 cd   
 230 V   
 <math>\updownarrow</math>330 <math>\varnothing</math>51 <math>\leftrightarrow</math>115 mm   
 EAN 4000870 998212

**998.21**

282.99 3,5 W   
 836.34 35 W

D-E

- Titanium Metal/Plastic
- Titan Metal/Plástico
- Titanio Metallo/Plastica



**Assistent Gesa**

incl. 1x35 W, GU10,   
 173 lm, 2900 K   
 <math>\sphericalangle</math> 30°, 700 cd   
 230 V   
 <math>\updownarrow</math>285 <math>\varnothing</math>51 <math>\leftrightarrow</math>115 mm   
 EAN 4000870 998236

**998.23**

282.99 3,5 W   
 836.34 35 W

D-E

- Titanium Metal/Plastic
- Titan Metal/Plástico
- Titanio Metallo/Plastica



**Assistent Gryps**

max. 1x40 W, E14   
 230 V   
 <math>\updownarrow</math>150 <math>\varnothing</math>60 <math>\leftrightarrow</math>115 mm   
 EAN 4000870 998250

**998.25**

282.93 4 W   
 200.01 40 W

A++-E

- Brushed iron Metal/Plastic
- Acero Mate Metal/Plástico
- Ferro spazzolato   
 Metallo/Plastica



**Assistent Candero**

max. 1x40 W, E27   
 230 V   
 <math>\updownarrow</math>310 <math>\varnothing</math>110 <math>\leftrightarrow</math>160 mm   
 EAN 4000870 998243

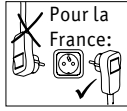
**998.24**

282.97

A++-E

- Titanium Metal
- Titan Metal
- Titanio Metallo





**Assistent Flexus**


A-B

incl. 1x9 W, E14, B  
405 lm, 2700 K  
230 V  
⌀170 ⌀320 mm  
EAN 4000870 996942

**996.94**

⊙ 894.09

- Brushed iron Metal
- Acero Mate Metal
- Ferro spazzolato Metallo



**Assistent Flexus I**


A+-E

max. 1x40 W, E14  
230 V  
⌀170 ⌀60 ⌀60 mm  
EAN 4000870 998298

**998.29**

⊙ 281.60

- Brushed iron Metal
- Acero Mate Metal
- Ferro spazzolato Metallo



**Assistent Flexus II**

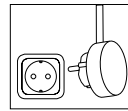
A+-E

max. 1x40 W, E14  
230 V  
⌀170 ⌀60 ⌀60 mm  
EAN 4000870 998304

**998.30**

⊙ 281.60

- Brushed iron/Opal
- Metal/Glass
- Acero Mate/Opal
- Metal/Cristal
- Ferro spazzolato/Opale
- Metallo/Vetro



**Assistent Flexus III**

D-E

incl. 1x20 W, G9, D  
240 lm, 2700 K  
220-240 V  
⌀330 ⌀80 ⌀140 mm  
EAN 4000870 996997

**996.99**

⊙ 800.30

- Brushed iron Metal
- Acero Mate Metal
- Ferro spazzolato Metallo



**Assistent Flexus IV**

D-E

incl. 1x20 W, G9, D  
240 lm, 2700 K  
220-240 V  
⌀330 ⌀80 ⌀140 mm  
EAN 4000870 996973

**996.97**

⊙ 800.30

- Brushed iron Metal
- Acero Mate Metal
- Ferro spazzolato Metallo





**Assistent Tube Duo**

B-D

incl. 2x(2x20W), G4, <C>

2x 2x290 lm, 2900 K

230/12V, 80 VA

∅165 ⇄185 ∅70 mm

EAN 4000870 996195

**996.19**

☎ 831.17

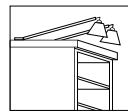
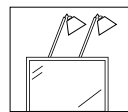
☞ Chrome/Satin ☒ Metal/Glass

☞ Cromo/Satinada

☒ Metal/Cristal

☞ Cromo/Satinato

☒ Metallo/Vetro



**Assistent Butler**

B-D

incl. 2x35 W, GU4, <C>

2x360 lm, 2900 K

< 30°, 1500 cd

230/12V, 70 VA

∅35 ⇄25 ∅170-600 mm

EAN 4000870 996713

**996.71**


☎ 838.35 35 W

800.26 28 W

☞ Black ☒ Metal

☞ Negro ☒ Metal

☞ Nero ☒ Metallo



**Assistent I**

B-D

incl. 1x35 W, GU5,3, <C>

427 lm, 2900 K

< 38°, 1100 cd

12 V

∅170 ∅51 ⇄25 ∅460 mm

EAN 4000870 992739

**992.73**

☎ 832.64

☞ Chrome ☒ Metal

☞ Cromo ☒ Metal

☞ Cromo ☒ Metallo



**Assistent II**

B-D

incl. 2x35 W, GU5,3, <B>

2x427 lm, 2900 K

< 38°, 1100 cd

230/12V, 70 VA

∅170 ∅51 ⇄25 ∅460 mm

EAN 4000870 992661

**992.66**

☎ 832.64

☞ Chrome ☒ Metal

☞ Cromo ☒ Metal


☞ Cromo ☒ Metallo



# Spotlights

71 LED

86 Halogen 230V



96 Curl



78 Zyli





Chrome Metal  
 Cromo Metal  
 Cromo Metallo

**Bowl**

A++-A

incl. 1x3,2 W  
 1x298 lm, 2700 K  
 <math>\sphericalangle 95^\circ</math>  
 230 V  
 $\updownarrow 130 \text{ } \varnothing 90 \text{ } \vartriangleright 115 \text{ mm}$   
 EAN 4000870 603826

**603.82 new**

LED

**Bowl**

A++-A

incl. 2x3,2 W  
 2x298 lm, 2700 K  
 <math>\sphericalangle 95^\circ</math>  
 230 V  
 $\updownarrow 140 \text{ } \varnothing 275 \text{ } \vartriangleright 198 \text{ mm}$   
 EAN 4000870 603833

**603.83 new**

LED

**Bowl**

A++-A

incl. 3x3,2 W  
 3x298 lm, 2700 K  
 <math>\sphericalangle 95^\circ</math>  
 230 V  
 $\updownarrow 145 \text{ } \varnothing 485 \text{ } \vartriangleright 135 \text{ mm}$   
 EAN 4000870 603840

**603.84 new**

LED

**Bowl**

A++-A

incl. 4x3,2 W  
 4x298 lm, 2700 K  
 <math>\sphericalangle 95^\circ</math>  
 230 V  
 $\updownarrow 150 \text{ } \varnothing 690 \text{ } \vartriangleright 135 \text{ mm}$   
 EAN 4000870 603857

**603.85 new**

LED

**Bowl**

A++-A

incl. 6x3,2 W  
 6x298 lm, 2700 K  
 <math>\sphericalangle 95^\circ</math>  
 230 V  
 $\updownarrow 165 \text{ } \varnothing 1650 \text{ } \vartriangleright 135 \text{ mm}$   
 EAN 4000870 603864

**603.86 new**

LED







- 🌀 Brushed iron 🗑 Metal
- 🌀 Acero Mate 🗑 Metal
- 🌀 Ferro spazzolato 🗑 Metallo



**Slice** ◀ A++-A

incl. 1×4,3 W  
 1×258 lm, 3000 K  
 < 115°  
 230 V  
 ⌀110 ⇔110 ↻130 mm  
 EAN 4000870 603772  
**603.77 new**

LED  
 On/Off



**Slice** ◀ A++-A

incl. 2×4,3 W  
 2×258 lm, 3000 K  
 < 115°  
 230 V  
 ⌀92 ⇔280 ↻75 mm  
 EAN 4000870 603789  
**603.78 new**

LED



**Slice** ◀ A++-A

incl. 3×4,3 W  
 3×258 lm, 3000 K  
 < 115°  
 230 V  
 ⌀92 ⇔420 ↻75 mm  
 EAN 4000870 603796  
**603.79 new**

LED



**Slice** ◀ A++-A

incl. 4×4,3 W  
 4×258 lm, 3000 K  
 < 115°  
 230 V  
 ⌀92 ⇔580 ↻75 mm  
 EAN 4000870 603802  
**603.80 new**

LED



**Slice** ◀ A++-A

incl. 4×4,3 W  
 4×258 lm, 3000 K  
 < 115°  
 230 V  
 ⌀110 ⇔450 ↻250 mm  
 EAN 4000870 603819  
**603.81 new**

LED



Chrome Metal  
 Cromo Metal  
 Cromo Metallo

**Pearl**

A++-A

incl. 1x3,2 W  
 1x254 lm, 2700 K  
 <math>\sphericalangle 120^\circ</math>  
 230 V  
 $\updownarrow 100 \leftrightarrow 100 \varnothing 125 \text{ mm}$   
 EAN 4000870 603734

**603.73 new****Pearl**

A++-A

incl. 2x3,2 W  
 2x254 lm, 2700 K  
 <math>\sphericalangle 120^\circ</math>  
 230 V  
 $\updownarrow 125 \leftrightarrow 280 \varnothing 75 \text{ mm}$   
 EAN 4000870 603741

**603.74 new****Pearl**

A++-A

incl. 3x3,2 W  
 3x254 lm, 2700 K  
 <math>\sphericalangle 120^\circ</math>  
 230 V  
 $\updownarrow 125 \leftrightarrow 420 \varnothing 75 \text{ mm}$   
 EAN 4000870 603758

**603.75 new****Pearl**

A++-A

incl. 4x3,2 W  
 4x254 lm, 2700 K  
 <math>\sphericalangle 120^\circ</math>  
 230 V  
 $\updownarrow 125 \leftrightarrow 250 \varnothing 250 \text{ mm}$   
 EAN 4000870 603765

**603.76 new**

White/Chrome Metal  
 Blanco/Cromo Metal  
 Bianco/Cromo Metallo

**Cycle**

A++-A

incl. 1x4,3 W  
 1x265 lm, 3000 K  
 <math>\sphericalangle 100^\circ</math>  
 230 V  
 $\updownarrow 75 \leftrightarrow 150 \varnothing 70 \text{ mm}$   
 EAN 4000870 603697

**603.69 new****Cycle**

A++-A

incl. 2x4,3 W  
 2x265 lm, 3000 K  
 <math>\sphericalangle 100^\circ</math>  
 230 V  
 $\updownarrow 70 \leftrightarrow 290 \varnothing 75 \text{ mm}$   
 EAN 4000870 603703

**603.70 new****Cycle**

A++-A

incl. 3x4,3 W  
 3x265 lm, 3000 K  
 <math>\sphericalangle 100^\circ</math>  
 230 V  
 $\updownarrow 70 \leftrightarrow 430 \varnothing 75 \text{ mm}$   
 EAN 4000870 603710

**603.71 new****Cycle**

A++-A

incl. 4x4,3 W  
 4x265 lm, 3000 K  
 <math>\sphericalangle 100^\circ</math>  
 230 V  
 $\updownarrow 70 \leftrightarrow 250 \varnothing 250 \text{ mm}$   
 EAN 4000870 603727

**603.72 new**



**Plain**

A++-A

incl. 1x3,4 W  
 1x320 lm, 3000 K  
 <math>\sphericalangle 80^\circ</math>  
 230 V  
 $\updownarrow 135 \leftrightarrow 120 \varnothing 75$  mm  
 EAN 4000870 603871

**603.87 new**



**Plain**

A++-A

incl. 2x3,4 W  
 2x320 lm, 3000 K  
 <math>\sphericalangle 80^\circ</math>  
 230 V  
 $\updownarrow 135 \leftrightarrow 280 \varnothing 75$  mm  
 EAN 4000870 603888

**603.88 new**



**Plain**

A++-A

incl. 3x3,4 W  
 3x320 lm, 3000 K  
 <math>\sphericalangle 80^\circ</math>  
 230 V  
 $\updownarrow 135 \leftrightarrow 420 \varnothing 75$  mm  
 EAN 4000870 603895

**603.89 new**



**Plain**

A++-A

incl. 4x3,4 W  
 4x320 lm, 3000 K  
 <math>\sphericalangle 80^\circ</math>  
 230 V  
 $\updownarrow 135 \leftrightarrow 580 \varnothing 75$  mm  
 EAN 4000870 603901

**603.90 new**



- White/Chrome Metal
- Blanco/Cromo Metal
- Bianco/Cromo Metallo



Chrome Plastic  
 Cromo Plástico  
 Cromo Plastica

**Cup**

A++-A

incl. 1×4,6W  
 1×290 lm, 3000 K  
 <math>\sphericalangle</math> 100°  
 230 V  
 $\updownarrow$ 115  $\varnothing$ 96  $\varnothing$ 80 mm  
 EAN 4000870 603543

**603.54 new**

LED



On/Off

**Cup**

A++-A

incl. 2×4,6W  
 2×290 lm, 3000 K  
 <math>\sphericalangle</math> 100°  
 230 V  
 $\updownarrow$ 135  $\leftrightarrow$ 300  $\varnothing$ 80 mm  
 EAN 4000870 603550

**603.55 new**

LED

**Cup**

A++-A

incl. 3×4,6W  
 3×290 lm, 3000 K  
 <math>\sphericalangle</math> 100°  
 230 V  
 $\updownarrow$ 135  $\leftrightarrow$ 480  $\varnothing$ 80 mm  
 EAN 4000870 603567

**603.56 new**

LED

**Cup**

A++-A

incl. 4×4,6W  
 4×290 lm, 3000 K  
 <math>\sphericalangle</math> 100°  
 230 V  
 $\updownarrow$ 135  $\leftrightarrow$ 580  $\varnothing$ 80 mm  
 EAN 4000870 603574

**603.57 new**

LED

**Cup**

A++-A

incl. 6×4,6W  
 6×290 lm, 3000 K  
 <math>\sphericalangle</math> 100°  
 230 V  
 $\updownarrow$ 135  $\leftrightarrow$ 1800  $\varnothing$ 70 mm  
 EAN 4000870 603581

**603.58 new**

LED







🔩 Chrome 📦 Plastic  
🔩 Cromo 📦 Plástico  
🔩 Cromo 📦 Plastica



**Gloss** ◀ A++-A

incl. 1×4,6 W  
 1× 260 lm, 3000 K  
 ✗ 100°  
 230 V  
 ⌀120 ⌀80 ↗95 mm  
 EAN 4000870 603642  
**603.64 new**

LED  
 On/Off



**Gloss** ◀ A++-A

incl. 2×4,6 W  
 2×260 lm, 3000 K  
 ✗ 100°  
 230 V  
 ⌀135 ⇔300 ↗80 mm  
 EAN 4000870 603659  
**603.65 new**

LED



**Gloss** ◀ A++-A

incl. 3×4,6 W  
 3×260 lm, 3000 K  
 ✗ 100°  
 230 V  
 ⌀135 ⇔480 ↗80 mm  
 EAN 4000870 603666  
**603.66 new**

LED



**Gloss** ◀ A++-A

incl. 4×4,6 W  
 4×260 lm, 3000 K  
 ✗ 100°  
 230 V  
 ⌀135 ⇔580 ↗80 mm  
 EAN 4000870 603673  
**603.67 new**

LED



**Gloss** ◀ A++-A

incl. 6×4,6 W  
 6×260 lm, 3000 K  
 ✗ 100°  
 230 V  
 ⌀135 ⇔1800 ↗70 mm  
 EAN 4000870 603680  
**603.68 new**

LED



Chrome Plastic  
 Cromo Plástico  
 Cromo Plastica

**Scoop**

A++-A

incl. 1x4,6 W  
 1x 370 lm, 3000 K  
 <math>\sphericalangle 120^\circ</math>  
 230 V  
 $\updownarrow 104 \text{ } \varnothing 80 \text{ } \varnothing 110 \text{ mm}$   
 EAN 4000870 603598

**603.59 new**

LED

**Scoop**

A++-A

incl. 2x4,6 W  
 2x370 lm, 3000 K  
 <math>\sphericalangle 120^\circ</math>  
 230 V  
 $\updownarrow 120 \text{ } \leftrightarrow 300 \text{ } \varnothing 80 \text{ mm}$   
 EAN 4000870 603604

**603.60 new**

LED

**Scoop**

A++-A

incl. 3x4,6 W  
 3x370 lm, 3000 K  
 <math>\sphericalangle 120^\circ</math>  
 230 V  
 $\updownarrow 120 \text{ } \leftrightarrow 480 \text{ } \varnothing 80 \text{ mm}$   
 EAN 4000870 603611

**603.61 new**

LED

**Scoop**

A++-A

incl. 4x4,6 W  
 4x370 lm, 3000 K  
 <math>\sphericalangle 120^\circ</math>  
 230 V  
 $\updownarrow 120 \text{ } \leftrightarrow 580 \text{ } \varnothing 80 \text{ mm}$   
 EAN 4000870 603628

**603.62 new**

LED

**Scoop**

A++-A

incl. 6x4,6 W  
 6x370 lm, 3000 K  
 <math>\sphericalangle 120^\circ</math>  
 230 V  
 $\updownarrow 130 \text{ } \leftrightarrow 1800 \text{ } \varnothing 70 \text{ mm}$   
 EAN 4000870 603635

**603.63 new**

LED





🌀 White/Chrome 📏 Metal  
🌀 Blanco/Cromo 📏 Metal  
🌀 Bianco/Cromo 📏 Metallo

💡 282.99



**Zyli IP44**

A++-E

incl. 1×3,5 W, GU10, A+  
 230 lm, 2700 K  
 <math>\sphericalangle</math> 38°, 550 cd  
 230 V  
 ⚙️ 90 ⚙️ 100 ⚙️ 110 mm  
 EAN 4000870 603345

**603.34 new**



**Zyli IP44**

A++-E

incl. 2×3,5 W, GU10, A+  
 2×230 lm, 2700 K  
 <math>\sphericalangle</math> 38°, 550 cd  
 230 V  
 ⚙️ 110 ⚙️ 400 ⚙️ 70 mm  
 EAN 4000870 603352

**603.35 new**



**Zyli IP44**

A++-E

incl. 3×3,5 W, GU10, A+  
 3×230 lm, 2700 K  
 <math>\sphericalangle</math> 38°, 550 cd  
 230 V  
 ⚙️ 110 ⚙️ 600 ⚙️ 70 mm  
 EAN 4000870 603376

**603.37 new**



**Zyli IP44**

A++-E

incl. 3×3,5 W, GU10, A+  
 3×230 lm, 2700 K  
 <math>\sphericalangle</math> 38°, 550 cd  
 230 V  
 ⚙️ 110 ⚙️ 250 ⚙️ 90 mm  
 EAN 4000870 603369

**603.36 new**



🌀 White/Chrome 📏 Metal  
🌀 Blanco/Cromo 📏 Metal  
🌀 Bianco/Cromo 📏 Metallo

💡 282.99



**Drop IP44**

A++-E

incl. 1×3,5 W, GU10, A+  
 230 lm, 2700 K  
 <math>\sphericalangle</math> 38°, 550 cd  
 230 V  
 ⚙️ 123 ⚙️ 100 ⚙️ 165 mm  
 EAN 4000870 603390

**603.39 new**



**Drop IP44**

A++-E

incl. 2×3,5 W, GU10, A+  
 2×230 lm, 2700 K  
 <math>\sphericalangle</math> 38°, 550 cd  
 230 V  
 ⚙️ 165 ⚙️ 350 ⚙️ 65 mm  
 EAN 4000870 603406

**603.40 new**



**Drop IP44**

A++-E

incl. 3×3,5 W, GU10, A+  
 3×230 lm, 2700 K  
 <math>\sphericalangle</math> 38°, 550 cd  
 230 V  
 ⚙️ 165 ⚙️ 570 ⚙️ 65 mm  
 EAN 4000870 603413

**603.41 new**



**Drop IP44**

A++-E

incl. 3×3,5 W, GU10, A+  
 3×230 lm, 2700 K  
 <math>\sphericalangle</math> 38°, 550 cd  
 230 V  
 ⚙️ 165 ⚙️ 250 ⚙️ 65 mm  
 EAN 4000870 603437

**603.43 new**





🎵 White/Chrome 🏠 Metal  
 🎵 Blanco/Cromo 🏠 Metal  
 🎵 Bianco/Cromo 🏠 Metallo

💡 282.99



#### Tube IP44

A++-E

incl. 1×3,5 W, GU10,  $\triangleleft$ A<sup>+</sup>  
 230 lm, 2700 K  
 $\triangleleft$  38°, 550 cd  
 230 V  
 ⚙️138 ⚙️100 ⚙️94 mm  
 EAN 4000870 603444

**603.44 new**

LED

IP44



#### Tube IP44

A++-E

incl. 2×3,5 W, GU10,  $\triangleleft$ A<sup>+</sup>  
 2×230 lm, 2700 K  
 $\triangleleft$  38°, 550 cd  
 230 V  
 ⚙️94 ⚙️350 ⚙️65 mm  
 EAN 4000870 603451

**603.45 new**

LED

IP44



#### Tube IP44

A++-E

incl. 3×3,5 W, GU10,  $\triangleleft$ A<sup>+</sup>  
 3×230 lm, 2700 K  
 $\triangleleft$  38°, 550 cd  
 230 V  
 ⚙️94 ⚙️570 ⚙️65 mm  
 EAN 4000870 603468

**603.46 new**

LED

IP44



#### Tube IP44

A++-E

incl. 3×3,5 W, GU10,  $\triangleleft$ A<sup>+</sup>  
 3×230 lm, 2700 K  
 $\triangleleft$  38°, 550 cd  
 230 V  
 ⚙️94 ⚙️250 ⚙️65 mm  
 EAN 4000870 603482

**603.48 new**

LED

IP44







🔩 Chrome matt 🔩 Metal/Glass  
🔩 Cromo mate 🔩 Metal/Cristal  
🔩 Cromo opaco 🔩 Metallo/Vetro

💡 282.24



**Wolba**

A++-E

incl. 1×3 W, GU10, A++  
 250 lm, 2700 K  
 230 V

⌀105 ⇄100 ⤴105 mm  
 EAN 4000870 602645

**602.64**

LED

On/Off



**Wolba**

A++-E

incl. 2×3 W, GU10, A++  
 2×250 lm, 2700 K  
 230 V

⌀105 ⇄275 ⤴60 mm  
 EAN 4000870 602652

**602.65**

LED



**Wolba**

A++-E

incl. 4×3 W, GU10, A++  
 4×250 lm, 2700 K  
 230 V

⌀105 ⇄210 ⤴210 mm  
 EAN 4000870 602669

**602.66**

LED



**Wolba**

A++-E

incl. 6×3 W, GU10, A++  
 6×250 lm, 2700 K  
 230 V

⌀170 ⇄1660 ⤴55 mm  
 EAN 4000870 602676

**602.67**

LED



🔩 Brushed nickel 🔩 Metal  
🔩 Niquel satinado 🔩 Metal  
🔩 Color nichel spazzolato 🔩 Metallo

💡 283.38



**Helix**

A++-E

incl. 1×2,2 W, G9, A++  
 200 lm, 2700 K  
 230 V

⌀127 ø90 ⤴110 mm  
 EAN 4000870 601983

**601.98 new**

LED

On/Off



**Helix**

A++-E

incl. 2×2,2 W, G9, A++  
 2×200 lm, 2700 K  
 230 V

⌀130 ⇄365 ⤴90 mm  
 EAN 4000870 601990

**601.99 new**

LED



**Helix**

A++-E

incl. 3×2,2 W, G9, A++  
 3×200 lm, 2700 K  
 230 V

⌀135 ⇄525 ⤴90 mm  
 EAN 4000870 602003

**602.00 new**

LED



**Helix**

A++-E

incl. 4×2,2 W, G9, A++  
 4×200 lm, 2700 K  
 230 V

⌀120 ø220 mm  
 EAN 4000870 601624

**601.62 new**

LED





🌀 White/Chrome 📦 Metal  
 🌀 Blanco/Cromo 📦 Metal  
 🌀 Bianco/Cromo 📦 Metallo

💡 282.99



### Root

A++-E

incl. 1×3,5 W, GU10,  $\triangleleft$  A+  
 230 lm, 2700 K  
 $\triangleleft$  38°, 550 cd  
 230 V  
 ⌀80 ⌀130 mm  
 EAN 4000870 603994

LED

On/Off



**603.99 new**



### Root

A++-E

incl. 2×3,5 W, GU10,  $\triangleleft$  A+  
 2×230 lm, 2700 K  
 $\triangleleft$  38°, 550 cd  
 230 V  
 ⌀90 ⌀275 ⌀152 mm  
 EAN 4000870 604007

LED



**604.00 new**



### Root

A++-E

incl. 3×3,5 W, GU10,  $\triangleleft$  A+  
 3×230 lm, 2700 K  
 $\triangleleft$  38°, 550 cd  
 230 V  
 ⌀90 ⌀485 ⌀152 mm  
 EAN 4000870 604014

LED



**604.01 new**



### Root

A++-E

incl. 4×3,5 W, GU10,  $\triangleleft$  A+  
 4×230 lm, 2700 K  
 $\triangleleft$  38°, 550 cd  
 230 V  
 ⌀90 ⌀695 ⌀152 mm  
 EAN 4000870 604021

LED



**604.02 new**



🌀 White/Chrome 📦 Metal  
 🌀 Blanco/Cromo 📦 Metal  
 🌀 Bianco/Cromo 📦 Metallo

💡 282.99



### 2Simple

A++-E

incl. 1×3,5 W, GU10,  $\triangleleft$  A+  
 230 lm, 2700 K  
 $\triangleleft$  38°, 550 cd  
 230 V  
 ⌀92 ⌀80 ⌀120 mm  
 EAN 4000870 665435

LED

On/Off



**665.43 new**



### 2Simple

A++-E

incl. 2×3,5 W, GU10,  $\triangleleft$  A+  
 2×230 lm, 2700 K  
 $\triangleleft$  38°, 550 cd  
 230 V  
 ⌀140 ⌀365 ⌀100 mm  
 EAN 4000870 665541

LED

**665.54 new**



### 2Simple

A++-E

incl. 3×3,5 W, GU10,  $\triangleleft$  A+  
 3×230 lm, 2700 K  
 $\triangleleft$  38°, 550 cd  
 230 V  
 ⌀120 ⌀210 mm  
 EAN 4000870 665558

LED

**665.55 new**



### 2Simple

A++-E

incl. 4×3,5 W, GU10,  $\triangleleft$  A+  
 4×230 lm, 2700 K  
 $\triangleleft$  38°, 550 cd  
 230 V  
 ⌀140 ⌀685 ⌀100 mm  
 EAN 4000870 665565

LED

**665.56 new**



Black matt/Chrome Metal  
 Negro mate/Cromo Metal  
 Nero opaco/Cromo Metallo

💡 282.99



**2Simple**

A++-E

incl. 1×3,5 W, GU10, A+  
 230 lm, 2700 K  
 <math>\sphericalangle</math> 38°, 550 cd  
 230 V  
 ⚙️ 92 ⇄ 80 ⚙️ 120 mm  
 EAN 4000870 665572

LED

On/Off

**665.57 new**



**2Simple**

A++-E

incl. 2×3,5 W, GU10, A+  
 2×230 lm, 2700 K  
 <math>\sphericalangle</math> 38°, 550 cd  
 230 V  
 ⚙️ 140 ⇄ 365 ⚙️ 100 mm  
 EAN 4000870 665633

LED

**665.63 new**



**2Simple**

A++-E

incl. 3×3,5 W, GU10, A+  
 3×230 lm, 2700 K  
 <math>\sphericalangle</math> 38°, 550 cd  
 230 V  
 ⚙️ 120 ⌀ 210 mm  
 EAN 4000870 665640

LED

**665.64 new**



**2Simple**

A++-E

incl. 4×3,5 W, GU10, A+  
 4×230 lm, 2700 K  
 <math>\sphericalangle</math> 38°, 550 cd  
 230 V  
 ⚙️ 140 ⇄ 685 ⚙️ 100 mm  
 EAN 4000870 665657

LED

**665.65 new**



Nickel satinised Metal  
 Níquel satinado Metal  
 Nichel satinatoq Metallo

💡 282.19



**Meli**

A++-E

incl. 1×3,5 W, GU10, A+  
 200 lm, 2700 K  
 <math>\sphericalangle</math> 24°, 800 cd  
 230 V  
 ⚙️ 100 ⇄ 100 ⚙️ 160 mm  
 EAN 4000870 602683

LED

On/Off

**602.68**



**Meli**

A++-E

incl. 2×3,5 W, GU10, A+  
 2×200 lm, 2700 K  
 <math>\sphericalangle</math> 24°, 800 cd  
 230 V  
 ⚙️ 160 ⇄ 260 ⚙️ 55 mm  
 EAN 4000870 602690

LED

**602.69**



**Meli**

A++-E

incl. 3×3,5 W, GU10, A+  
 3×200 lm, 2700 K  
 <math>\sphericalangle</math> 24°, 800 cd  
 230 V  
 ⚙️ 160 ⇄ 400 ⚙️ 55 mm  
 EAN 4000870 602706

LED

**602.70**



**Meli**

A++-E

incl. 4×3,5 W, GU10, A+  
 4×200 lm, 2700 K  
 <math>\sphericalangle</math> 24°, 800 cd  
 230 V  
 ⚙️ 160 ⇄ 600 ⚙️ 55 mm  
 EAN 4000870 602713

LED

**602.71**



⚡ Chrome 🗄 Metal  
 ⚡ Cromo 🗄 Metal  
 ⚡ Cromo 🗄 Metallo  
 💡 281.53



**Futura** ◀ A++-E

incl. 1×3,5 W, GU10, ◻ A+ LED  
 200 lm, 2700 K  
 ✎ 24°, 800 cd ⏻ On/Off  
 230 V  
 ⚡ 100 ⇄ 80 ⚡ 130 mm  
 EAN 4000870 601785  
**601.78**

**Futura** ◀ A++-E

incl. 2×3,5 W, GU10, ◻ A+ LED  
 2×200 lm, 2700 K  
 ✎ 24°, 800 cd  
 230 V  
 ⚡ 150 ⇄ 275 ⚡ 80 mm  
 EAN 4000870 601792  
**601.79**

**Futura** ◀ A++-E

incl. 4×3,5 W, GU10, ◻ A+ LED  
 4×200 lm, 2700 K  
 ✎ 24°, 800 cd  
 230 V  
 ⚡ 150 ⇄ 670 ⚡ 80 mm  
 EAN 4000870 601815  
**601.81**

**Futura** ◀ A++-E

incl. 3×3,5 W, GU10, ◻ A+ LED  
 3×200 lm, 2700 K  
 ✎ 24°, 800 cd  
 230 V  
 ⚡ 150 ⇄ 280 ⚡ 280 mm  
 EAN 4000870 601808  
**601.80**



⚡ Black/Chrome 🗄 Metal  
 ⚡ Negro/Cromo 🗄 Metal  
 ⚡ Nero/Cromo 🗄 Metallo  
 💡 282.19



**Nevo** ◀ A+-E

incl. 1×3,5 W, GU10, ◻ A LED  
 200 lm, 2700 K  
 ✎ 24°, 800 cd ⏻ On/Off  
 230 V  
 ⚡ 120 ⇄ 100 ⚡ 120 mm  
 EAN 4000870 601860  
**601.86**

**Nevo** ◀ A++-E

incl. 2×3,5 W, GU10, ◻ A+ LED  
 2×200 lm, 2700 K  
 ✎ 24°, 800 cd  
 230 V  
 ⚡ 120 ⇄ 260 ⚡ 125 mm  
 EAN 4000870 601877  
**601.87**

**Nevo** ◀ A+-E

incl. 3×3,5 W, GU10, ◻ A LED  
 3×200 lm, 2700 K  
 ✎ 24°, 800 cd  
 230 V  
 ⚡ 120 ⇄ 420 ⚡ 125 mm  
 EAN 4000870 601884  
**601.88**

**Nevo** ◀ A+-E

incl. 4×3,5 W, GU10, ◻ A LED  
 4×200 lm, 2700 K  
 ✎ 24°, 800 cd  
 230 V  
 ⚡ 120 ⇄ 220 ⚡ 220 mm  
 EAN 4000870 601891  
**601.89**





🔗 Chrome 🔗 Metal  
🔗 Cromo 🔗 Metal  
🔗 Cromo 🔗 Metallo

💡 282.19



**Rondo**

A++-E

incl. 1×3,5 W, GU10, A+  
 200 lm, 2700 K  
 <math>\sphericalangle</math> 24°, 800 cd  
 230 V  
 ⚙ 105 ⇄ 100 ⚙ 120 mm  
 EAN 4000870 601822

LED



**601.82**



**Rondo**

A++-E

incl. 2×3,5 W, GU10, A+  
 2×200 lm, 2700 K  
 <math>\sphericalangle</math> 24°, 800 cd  
 230 V  
 ⚙ 120 ⇄ 260 ⚙ 75 mm  
 EAN 4000870 601839

LED

**601.83**



**Rondo**

A++-E

incl. 3×3,5 W, GU10, A+  
 3×200 lm, 2700 K  
 <math>\sphericalangle</math> 24°, 800 cd  
 230 V  
 ⚙ 120 ⇄ 420 ⚙ 75 mm  
 EAN 4000870 601846

LED

**601.84**



**Rondo**

A++-E

incl. 4×3,5 W, GU10, A+  
 4×200 lm, 2700 K  
 <math>\sphericalangle</math> 24°, 800 cd  
 230 V  
 ⚙ 120 ⇄ 220 ⚙ 220 mm  
 EAN 4000870 601853

LED

**601.85**



⚙ Brushed nickel 📦 Metal  
 ⚙ Niquel satinado 📦 Metal  
 ⚙ Color nichel spazzolato 📦 Metallo

💡 282.19



#### Gamma

◀ A++-E

incl. 1×3,5 W, GU10, **A+**  
 200 lm, 2700 K  
 < 24°, 800 cd



230 V  
 ⚙ 80 ⇄ 80 ⚙ 160 mm  
 EAN 4000870 602850

**602.85**



#### Gamma

◀ A++-E

incl. 2×3,5 W, GU10, **A+**  
 2×200 lm, 2700 K  
 < 24°, 800 cd



230 V  
 ⚙ 90 ⇄ 350 ⚙ 180 mm  
 EAN 4000870 602867

**602.86**



#### Gamma

◀ A++-E

incl. 3×3,5 W, GU10, **A+**  
 3×200 lm, 2700 K  
 < 24°, 800 cd



230 V  
 ⚙ 90 ⇄ 600 ⚙ 180 mm  
 EAN 4000870 602874

**602.87**



#### Gamma

◀ A++-E

incl. 4×3,5 W, GU10, **A+**  
 4×200 lm, 2700 K  
 < 24°, 800 cd



230 V  
 ⚙ 90 ⇄ 690 ⚙ 180 mm  
 EAN 4000870 602881

**602.88**



#### Gamma

◀ A++-E

incl. 6×3,5 W, GU10, **A+**  
 6×200 lm, 2700 K  
 < 24°, 800 cd



230 V  
 ⚙ 90 ⇄ 1200 ⚙ 225 mm  
 EAN 4000870 602898

**602.89**



- 🌀 White/Chrome 🧱 Metal
- 🌀 Blanco/Cromo 🧱 Metal
- 🌀 Bianco/Cromo 🧱 Metallo

💡 800.36



**Turn** D-E  
 incl. 1×40 W, GU10, D  
 300 lm, 2900 K  
 <math>\sphericalangle</math> 30°, 900 cd  
 230 V  
 ⤴140 ⤵98 ⤶150 mm  
 EAN 4000870 602379  
**602.37**



**Turn** D-E  
 incl. 2×40 W, GU10, D  
 2×300 lm, 2900 K  
 <math>\sphericalangle</math> 30°, 900 cd  
 230 V  
 ⤴140 ⤵400 ⤶98 mm  
 EAN 4000870 602386  
**602.38**



- 🌀 Black/Chrome 🧱 Metal
- 🌀 Negro/Cromo 🧱 Metal
- 🌀 Nero/Cromo 🧱 Metallo

💡 800.36

**Turn** D-E  
 incl. 1×40 W, GU10, D  
 300 lm, 2900 K  
 <math>\sphericalangle</math> 30°, 900 cd  
 230 V  
 ⤴140 ⤵98 ⤶150 mm  
 EAN 4000870 602331  
**602.33**



**Turn** D-E  
 incl. 2×40 W, GU10, D  
 2×300 lm, 2900 K  
 <math>\sphericalangle</math> 30°, 900 cd  
 230 V  
 ⤴140 ⤵400 ⤶98 mm  
 EAN 4000870 602348  
**602.34**



**Turn** D-E  
 incl. 4×40 W, GU10, D  
 4×300 lm, 2900 K  
 <math>\sphericalangle</math> 30°, 900 cd  
 230 V  
 ⤴140 ⤵680 ⤶98 mm  
 EAN 4000870 602355  
**602.35**



**Turn** D-E  
 incl. 6×40 W, GU10, D  
 6×300 lm, 2900 K  
 <math>\sphericalangle</math> 30°, 900 cd  
 230 V  
 ⤴220 ⤵1810 ⤶98 mm  
 EAN 4000870 602362  
**602.36**






Chrome/Dichroic Metal/Glass  
 Cromo/Dicroico Metal/Cristal  
 Cromo/Dicroico Metallo/Vetro

282.86 3,5W  
 800.44 40W

**Dichroic**

D-E

incl. 1×40 W, GZ10,   
 586 lm, 2800 K  
 230 V  
 ⌀160 ⇄65 ⌀105 mm  
 EAN 4000870 601228

**601.22**

Halogen

230V




On/Off



R

**Dichroic**

D-E

incl. 2×40 W, GZ10,   
 2×586 lm, 2800 K  
 230 V  
 ⌀105 ⇄265 ⌀65 mm  
 EAN 4000870 601235

**601.23**

Halogen


230V



R

**Dichroic**

D-E

incl. 3×40 W, GZ10,   
 3×586 lm, 2800 K  
 230 V  
 ⌀105 ⇄465 ⌀65 mm  
 EAN 4000870 601242

**601.24**

Halogen


230V



R

**Dichroic**

D-E

incl. 4×40 W, GZ10,   
 4×586 lm, 2800 K  
 230 V  
 ⌀105 ⇄265 ⌀265 mm  
 EAN 4000870 601259

**601.25**

Halogen

230V



R




Chrome Metal  
 Cromo Metal  
 Cromo Metallo

800.36

**Zylo**

D-E

incl. 1×40 W, GU10,   
 300 lm, 2900 K  
 <math>\sphericalangle</math> 30°, 900 cd  
 230 V  
 ⌀100 ⇄100 ⌀132 mm  
 EAN 4000870 602720

**602.72**

Halogen

230V




On/Off



R

**Zylo**

D-E

incl. 2×40 W, GU10,   
 2×300 lm, 2900 K  
 <math>\sphericalangle</math> 30°, 900 cd  
 230 V  
 ⌀132 ⇄260 ⌀55 mm  
 EAN 4000870 602737

**602.73**

Halogen


230V



R

**Zylo**

D-E

incl. 3×40 W, GU10,   
 3×300 lm, 2900 K  
 <math>\sphericalangle</math> 30°, 900 cd  
 230 V  
 ⌀132 ⇄400 ⌀55 mm  
 EAN 4000870 602744

**602.74**

Halogen


230V



R

**Zylo**

D-E

incl. 4×40 W, GU10,   
 4×300 lm, 2900 K  
 <math>\sphericalangle</math> 30°, 900 cd  
 230 V  
 ⌀132 ⇄695 ⌀70 mm  
 EAN 4000870 602751

**602.75**

Halogen

230V



R





Chrome Metal/Glass  
 Cromo Metal/Cristal  
 Cromo Metallo/Vetro

800.36



**Sigma**

D-E

incl. 1×40 W, GU10, D  
 300 lm, 2900 K  
 <math>\sphericalangle 30^\circ</math>, 900 cd, 230 V  
 $\updownarrow 80 \leftrightarrow 80 \rightrightarrows 172$  mm  
 EAN 4000870 602805



**602.80**



**Sigma**

D-E

incl. 2×40 W, GU10, D  
 2×300 lm, 2900 K  
 <math>\sphericalangle 30^\circ</math>, 900 cd, 230 V  
 $\updownarrow 90 \leftrightarrow 350 \rightrightarrows 200$  mm  
 EAN 4000870 602812



**602.81**



**Sigma**

D-E

incl. 3×40 W, GU10, D  
 3×300 lm, 2900 K  
 <math>\sphericalangle 30^\circ</math>, 900 cd, 230 V  
 $\updownarrow 90 \leftrightarrow 280 \rightrightarrows 200$  mm  
 EAN 4000870 602829



**602.82**



**Sigma**

D-E

incl. 4×40 W, GU10, D  
 4×300 lm, 2900 K  
 <math>\sphericalangle 30^\circ</math>, 900 cd, 230 V  
 $\updownarrow 90 \leftrightarrow 690 \rightrightarrows 200$  mm  
 EAN 4000870 602836



**602.83**



**Sigma**

D-E

incl. 6×40 W, GU10, D  
 6×300 lm, 2900 K  
 <math>\sphericalangle 30^\circ</math>, 900 cd, 230 V  
 $\updownarrow 90 \leftrightarrow 1200 \rightrightarrows 217$  mm  
 EAN 4000870 602843



**602.84**



Chrome/White Metal/Glass  
 Cromo/Blanco Metal/Cristal  
 Cromo/Bianco Metallo/Vetro

282.86 3,5 W  
 800.44 40 W



**Theta**

D-E

incl. 1×40 W, GZ10, D  
 586 lm, 2800 K  
 230 V  
 $\updownarrow 148 \leftrightarrow 100 \rightrightarrows 100$  mm  
 EAN 4000870 602904



**602.90**



**Theta**

D-E

incl. 2×40 W, GZ10, D  
 2×586 lm, 2800 K  
 230 V  
 $\updownarrow 150 \leftrightarrow 150 \rightrightarrows 148$  mm  
 EAN 4000870 602911



**602.91**



**Theta**

D-E

incl. 4×40 W, GZ10, D  
 4×586 lm, 2800 K  
 230 V  
 $\updownarrow 160 \leftrightarrow 180 \rightrightarrows 148$  mm  
 EAN 4000870 602928



**602.92**



**Theta**

D-E

incl. 6×40 W, GZ10, D  
 6×586 lm, 2800 K  
 230 V  
 $\updownarrow 90 \leftrightarrow 1200 \rightrightarrows 192$  mm  
 EAN 4000870 602935



**602.93**




Chrome Metal  
 Cromo Metal  
 Cromo Metallo

282.86 3,5W  
 800.44 40W

**Lambda**


D-E

incl. 1×40 W, GZ10,   
 586 lm, 2800 K  
 230 V

$\updownarrow$  115  $\leftrightarrow$  85  $\varnothing$  85 mm  
 EAN 4000870 603192

**603.19****Lambda**


D-E

incl. 2×40 W, GZ10,   
 2×586 lm, 2800 K  
 230 V

$\updownarrow$  145  $\leftrightarrow$  280  $\varnothing$  85 mm  
 EAN 4000870 603208

**603.20****Lambda**


D-E

incl. 3×40 W, GZ10,   
 3×586 lm, 2800 K  
 230 V

$\updownarrow$  145  $\leftrightarrow$  480  $\varnothing$  85 mm  
 EAN 4000870 603215

**603.21****Lambda**


D-E

incl. 4×40 W, GZ10,   
 4×586 lm, 2800 K  
 230 V

$\updownarrow$  145  $\leftrightarrow$  650  $\varnothing$  85 mm  
 EAN 4000870 603222

**603.22****Lambda**

D-E

incl. 6×40 W, GZ10,   
 6×586 lm, 2800 K  
 230 V


$\updownarrow$  160  $\leftrightarrow$  1800  $\varnothing$  100 mm  
 EAN 4000870 603239

**603.23**




- 🔩 Brushed iron 🗄 Metal
- 🔩 Acero Mate 🗄 Metal
- 🔩 Ferro spazzolato 🗄 Metallo

💡 836.56



**Techno**

D-E

incl. 1x50 W, GU10,   
 290 lm, 2900 K  
 <math>\sphericalangle</math> 35°, 800 cd  
 230 V  
 ⚙️80 ⇔95 ↻185 mm  
 EAN 4000870 661680




**661.68**



**Techno**

D-E

incl. 2x50 W, GU10,   
 2x290 lm, 2900 K  
 <math>\sphericalangle</math> 35°, 800 cd  
 230 V  
 ⚙️185 ⇔290 ↻95 mm  
 EAN 4000870 661697




**661.69**



**Techno**

D-E

incl. 3x50 W, GU10,   
 3x290 lm, 2900 K  
 <math>\sphericalangle</math> 35°, 800 cd  
 230 V  
 ⚙️185 ⇔390 ↻95 mm  
 EAN 4000870 661703




**661.70**



**Techno**

D-E

incl. 4x50 W, GU10,   
 4x290 lm, 2900 K  
 <math>\sphericalangle</math> 35°, 800 cd  
 230 V  
 ⚙️185 ⇔630 ↻95 mm  
 EAN 4000870 661710




**661.71**



**Techno**

D-E

incl. 4x50 W, GU10,   
 4x290 lm, 2900 K  
 <math>\sphericalangle</math> 35°, 800 cd  
 230 V  
 ⚙️185 ⇔320 ↻320 mm  
 EAN 4000870 661727



**661.72**




⚙️ Brushed iron 🗄️ Metal  
 ⚙️ Acero Mate 🗄️ Metal  
 ⚙️ Ferro spazzolato 🗄️ Metallo

💡 800.36



### Techno II

C-E


incl. 1×40 W, GU10,   
 300 lm, 2900 K  
 <math>\sphericalangle</math> 30°, 900 cd  
 230 V  
 ⚙️125 ⇄65 ↻145 mm  
 EAN 4000870 665152

**665.15 new**



### Techno II

C-E


incl. 2×40 W, GU10,   
 2×300 lm, 2900 K  
 <math>\sphericalangle</math> 30°, 900 cd  
 230 V  
 ⚙️145 ⇄255 ↻70 mm  
 EAN 4000870 665169

**665.16 new**



### Techno II

C-E


incl. 3×40 W, GU10,   
 3×300 lm, 2900 K  
 <math>\sphericalangle</math> 30°, 900 cd  
 230 V  
 ⚙️145 ⇄400 ↻70 mm  
 EAN 4000870 665176

**665.17 new**



### Techno II

C-E




incl. 4×40 W, GU10,   
 4×300 lm, 2900 K  
 <math>\sphericalangle</math> 30°, 900 cd  
 230 V  
 ⚙️145 ⇄220 ↻220 mm  
 EAN 4000870 665428

**665.42 new**








⚙ Nickel satinised  Metal  
 ⚙ Níquel satinado  Metal  
 ⚙ Nichel satinatoq  Metallo

⚡ 282.86 3,5W  
 ⚡ 836.42 50W



**Teja**

D-E

incl. 1×50 W, GU10,   
 315 lm, 2900 K  
 <math>\sphericalangle</math> 30°, 700 cd  
 230 V  
 ⚡ 100 ⚡ 52 ⚡ 120 mm  
 EAN 4000870 663080

Halogen  
230V




**663.08**



**Teja Flex**

D-E

incl. 1×50 W, GU10,   
 315 lm, 2900 K  
 <math>\sphericalangle</math> 30°, 700 cd  
 230 V  
 ⚡ 100 ⚡ 52 ⚡ 350 mm  
 EAN 4000870 663103

Halogen  
230V




**663.10**



**Teja**

D-E

incl. 2×50 W, GU10,   
 2×315 lm, 2900 K  
 <math>\sphericalangle</math> 30°, 700 cd  
 230 V  
 ⚡ 120 ⚡ 308 ⚡ 52 mm  
 EAN 4000870 663127

Halogen  
230V




**663.12**



**Teja**

D-E

incl. 3×50 W, GU10,   
 3×315 lm, 2900 K  
 <math>\sphericalangle</math> 30°, 700 cd  
 230 V  
 ⚡ 120 ⚡ 500 ⚡ 52 mm  
 EAN 4000870 663141

Halogen  
230V




**663.14**



**Teja**

D-E

incl. 4×50 W, GU10,   
 4×315 lm, 2900 K  
 <math>\sphericalangle</math> 30°, 700 cd  
 230 V  
 ⚡ 120 ⚡ 250 ⚡ 250 mm  
 EAN 4000870 663165

Halogen  
230V



**663.16**





⚡ White 🗪 Metal  
 ⚡ Blanco 🗪 Metal  
 ⚡ Bianco 🗪 Metallo

⚡ 282.86 3,5W  
 836.42 50W


**Teja**

D-E

incl. 1×50 W, GU10,   
 315 lm, 2900 K  
 <math>\sphericalangle</math> 30°, 700 cd  
 230 V  
 ⚡100 ⇄52 ⚡120 mm  
 EAN 4000870 663073  
**663.07**


**Teja**

D-E

incl. 2×50 W, GU10,   
 2×315 lm, 2900 K  
 <math>\sphericalangle</math> 30°, 700 cd  
 230 V  
 ⚡120 ⇄308 ⚡52 mm  
 EAN 4000870 663110  
**663.11**


**Teja**

D-E

incl. 3×50 W, GU10,   
 3×315 lm, 2900 K  
 <math>\sphericalangle</math> 30°, 700 cd  
 230 V  
 ⚡120 ⇄500 ⚡52 mm  
 EAN 4000870 663134  
**663.13**

**Teja**

D-E

incl. 4×50 W, GU10,   
 4×315 lm, 2900 K  
 <math>\sphericalangle</math> 30°, 700 cd  
 230 V  
 ⚡120 ⇄250 ⚡250 mm  
 EAN 4000870 663158  
**663.15**




⚡ Brushed iron 🗪 Metal  
 ⚡ Acero Mate 🗪 Metal  
 ⚡ Ferro spazzolato 🗪 Metallo

⚡ 836.56


**Georgia**

D-E

incl. 1×50 W, GU10,   
 290 lm, 2900 K  
 <math>\sphericalangle</math> 35°, 800 cd  
 230 V  
 ⚡125 ⇄55 ⚡75 mm  
 EAN 4000870 663639  
**663.63**


**Georgia**

D-E

incl. 2×50 W, GU10,   
 2×290 lm, 2900 K  
 <math>\sphericalangle</math> 35°, 800 cd  
 230 V  
 ⚡100 ⇄396 ⚡55 mm  
 EAN 4000870 663646  
**663.64**

**Georgia**

D-E

incl. 3×50 W, GU10,   
 3×290 lm, 2900 K  
 <math>\sphericalangle</math> 35°, 800 cd  
 230 V  
 ⚡100 ⇄600 ⚡55 mm  
 EAN 4000870 663653  
**663.65**

**Georgia**

D-E

incl. 4×50 W, GU10,   
 4×290 lm, 2900 K  
 <math>\sphericalangle</math> 35°, 800 cd  
 230 V  
 ⚡100 ⇄675 ⚡55 mm  
 EAN 4000870 663660  
**663.66**





🔗 Chrome 🔗 Metal/Glass  
🔗 Cromo 🔗 Metal/Cristal  
🔗 Cromo 🔗 Metallo/Vetro

283.38 2,2W  
 800.32 42W



**Omikron**

D-E

incl. 1×42 W, G9, ◊ D  
 625 lm, 2800 K  
 230 V  
 ⌀100 ⇄100 ↻130 mm  
 EAN 4000870 603147



**603.14**



**Omikron**

D-E

incl. 2×42 W, G9, ◊ D  
 2×625 lm, 2800 K  
 230 V  
 ⌀130 ⇄265 ↻65 mm  
 EAN 4000870 603154



**603.15**



**Omikron**

D-E

incl. 3×42 W, G9, ◊ D  
 3×625 lm, 2800 K  
 230 V  
 ⌀130 ⇄460 ↻65 mm  
 EAN 4000870 603161



**603.16**



**Omikron**

D-E

incl. 4×42 W, G9, ◊ D  
 4×625 lm, 2800 K  
 230 V  
 ⌀130 ⇄230 ↻230 mm  
 EAN 4000870 603178



**603.17**



**Omikron**

D-E

incl. 6×42 W, G9, ◊ D  
 6×625 lm, 2800 K  
 230 V  
 ⌀170 ⇄1800 ↻120 mm  
 EAN 4000870 603185



**603.18**



- 🌀 Rusty Iron 🏠 Metal/Glass
- 🌀 Rusty Iron 🏠 Metal/Cristal
- 🌀 Rusty Iron 🏠 Metallo/Vetro

💡 283.38 2,2W  
800.32 42W



**Classico**

incl. 1×42 W, G9, D  
625 lm, 2800 K  
230 V  
⌀105 ⇄80 ⌀115 mm  
EAN 4000870 601747  
**601.74**

D-E

Halogen  
230V



**Classico**

incl. 2×42 W, G9, D  
2×625 lm, 2800 K  
230 V  
⌀130 ⇄350 ⌀80 mm  
EAN 4000870 601754  
**601.75**

D-E

Halogen  
230V



**Classico**

incl. 3×42 W, G9, D  
3×625 lm, 2800 K  
230 V  
⌀130 ⇄310 ⌀310 mm  
EAN 4000870 601761  
**601.76**

D-E

Halogen  
230V



**Classico**

incl. 4×42 W, G9, D  
4×625 lm, 2800 K  
230 V  
⌀130 ⇄700 ⌀80 mm  
EAN 4000870 601778  
**601.77**

D-E

Halogen  
230V



- 🌀 Chrome 🏠 Metal/Glass
- 🌀 Cromo 🏠 Metal/Cristal
- 🌀 Cromo 🏠 Metallo/Vetro

💡 283.38 2,2W  
800.32 42W



**Yasmin**

incl. 1×42 W, G9, D  
625 lm, 2800 K  
230 V  
⌀120 ⇄80 ⌀155 mm  
EAN 4000870 601709  
**601.70**

D-E

Halogen  
230V



**Yasmin**

incl. 3×42 W, G9, D  
3×625 lm, 2800 K  
230 V  
⌀140 ⇄280 ⌀280 mm  
EAN 4000870 601716  
**601.71**

D-E

Halogen  
230V



**Yasmin**

incl. 4×42 W, G9, D  
4×625 lm, 2800 K  
230 V  
⌀145 ⇄715 ⌀100 mm  
EAN 4000870 601723  
**601.72**

D-E

Halogen  
230V



**Yasmin**

incl. 6×42 W, G9, D  
6×625 lm, 2800 K  
230 V  
⌀190 ⇄1830 ⌀100 mm  
EAN 4000870 601730  
**601.73**

D-E

Halogen  
230V





- 🌀 Nickel satinised/Glass dichroic
- 📏 Metal/Glass
- 🌀 Níquel satinado/Cristal dicroico
- 📏 Metal/Cristal
- 🌀 Nichel satinatoq/Vetro dicroico
- 📏 Metallo/Vetro

💡 283.38 2,2W  
800.32 42W



**Hoya** D-E  
incl. 1×42 W, G9, D  
625 lm, 2800 K  
230 V  
⌀100 ⇄100 ⤴110 mm  
EAN 4000870 660294  
**660.29**



**Hoya** D-E  
incl. 2×42 W, G9, D  
2×625 lm, 2800 K  
230 V  
⌀110 ⇄260 ⤴75 mm  
EAN 4000870 660300  
**660.30**



**Hoya** D-E  
incl. 3×42 W, G9, D  
3×625 lm, 2800 K  
230 V  
⌀110 ⇄420 ⤴75 mm  
EAN 4000870 666043  
**666.04**



**Hoya** D-E  
incl. 4×42 W, G9, D  
4×625 lm, 2800 K  
230 V  
⌀110 ⇄220 ⤴220 mm  
EAN 4000870 666050  
**666.05**



- 🌀 Chrome 📏 Metal
- 🌀 Cromo 📏 Metal
- 🌀 Cromo 📏 Metallo

💡 800.32 42W  
283.38 2,2W



**Curl** D-E  
incl. 1×42 W, G9, D  
625 lm, 2800 K  
230 V  
⌀125 ⌀133 ⤴85 mm  
EAN 4000870 604038  
**604.03 new**



**Curl** D-E  
incl. 2×42 W, G9, D  
2×625 lm, 2800 K  
230 V  
⌀155 ⇄274 ⤴94 mm  
EAN 4000870 604045  
**604.04 new**



**Curl** D-E  
incl. 3×42 W, G9, D  
3×625 lm, 2800 K  
230 V  
⌀155 ⇄486 ⤴94 mm  
EAN 4000870 604052  
**604.05 new**



**Curl** D-E  
incl. 4×42 W, G9, D  
4×625 lm, 2800 K  
230 V  
⌀155 ⇄692 ⤴94 mm  
EAN 4000870 604069  
**604.06 new**





Chrome Metal  
 Cromo Metal  
 Cromo Metallo

800.32 42W  
 283.38 2,2W



## Mesh

D-E

incl. 1×42 W, G9,   
 625 lm, 2800 K  
 230 V

120 118 85 mm  
 EAN 4000870 604076

604.07 new



## Mesh

D-E

incl. 2×42 W, G9,   
 2×625 lm, 2800 K  
 230 V

150 274 94 mm  
 EAN 4000870 604083

604.08 new



## Mesh

D-E

incl. 3×42 W, G9,   
 3×625 lm, 2800 K  
 230 V

150 485 94 mm  
 EAN 4000870 604090

604.09 new



## Mesh

D-E

incl. 4×42 W, G9,   
 4×625 lm, 2800 K  
 230 V

150 692 94 mm  
 EAN 4000870 604106


604.10 new



# Wire

99 AirLED

101 LED 12V / Halogen 12V



103, 106 Twist Coin + DiscLED II



115 Sheela





### „AirLED – The floating wire system

The LED wire system AirLED floats freely in the room and presents a brilliant display of light. Its delicate design blends into almost any indoor environment. An inconspicuous, high-strength support wire securely supports the spots, creating the illusion of spots floating in space.

The current flows through the centrally attached, attractive aluminium sleeve. The assortment is rounded out by three highly refined spots and two pendants.

- ▶ High-performance fibre as the support wire (ultra high-molecular polyethylene)
- ▶ Spans up to seven metres
- ▶ Easy mounting and easy tensioning
- ▶ Warm white luminous colour (2700 kelvin)
- ▶ Efficient LED system with energy savings of up to 80% „

### "AirLED – El sistema flotante de cables tendidos

El sistema AirLED de cable tendido de LEDs flota en la habitación y ofrece efectos radianes. La filigrana de su diseño permite adaptarlo a casi toda situación ambiental. El fuerte cable tendido pasa casi desapercibido, pero sostiene los focos con toda seguridad. Así, estos dan la impresión de flotar en la habitación. La corriente circula por un delgado y discreto tubo de aluminio central. El surtido se completa con dos péndulos y tres focos de diseño de alta calidad.

- ▶ Fibra de alto rendimiento utilizada como cable de soporte (polietileno de peso molecular ultra alto)
- ▶ Tensable hasta siete metros
- ▶ Fácil montaje y sencillo tensado
- ▶ Luz de color blanco cálido (2700 K)
- ▶ Sistema de LED eficiente, ahorra hasta un 80% de energía"

### AirLED – il sistema sospeso a un filo

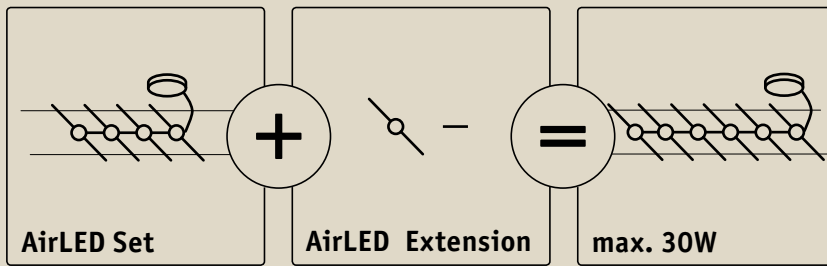
Il sistema a filo LED AirLED rimane sospeso, illuminando gradevolmente gli ambienti. Con il suo design sottilissimo si adegua praticamente a qualsiasi condizione e spazio. Il filo di supporto ultrasensibile e per niente vistoso fornisce un sostegno sicuro agli spot luminosi, che sembrano sospesi in aria. La corrente passa per l'anello centrale di alluminio esteticamente gradevole. Tre spot con design di qualità e due sospensioni completano l'assortimento.

- ▶ Fibre ad alta potenza come filo di supporto (polietilene ad altissimo peso molecolare)
- ▶ Capacità di tensionamento fino a sette metri
- ▶ Semplici operazioni di montaggio e tensionamento
- ▶ Colore della luce bianco caldo 2.700 Kelvin
- ▶ Efficiente sistema LED per il risparmio di fino all'80% di energia

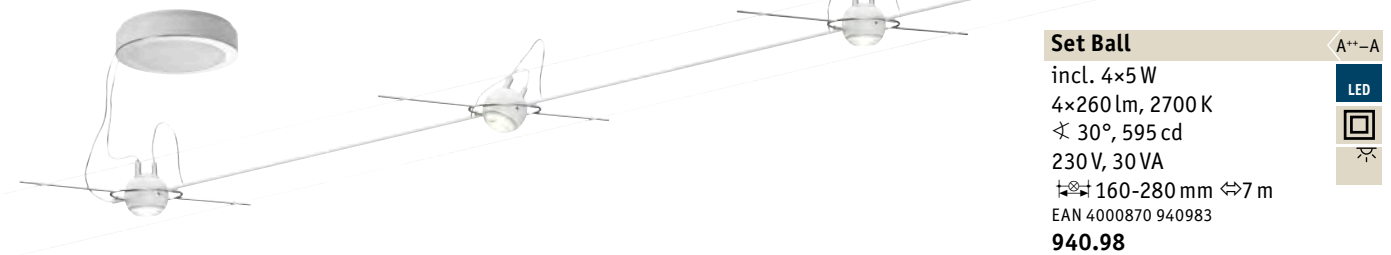
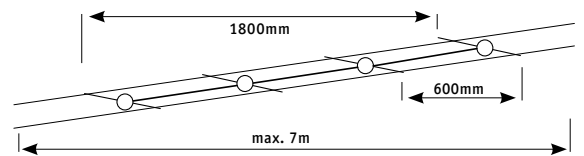
Combine your own personal lighting system

Combine usted mismo su sistema de luz personal

Scegliete voi stessi le combinazioni per il vostro sistema d'illuminazione personalizzato



- 👉 White 🧱 Metal
- 👉 Blanco 🧱 Metal
- 👉 Bianco 🧱 Metallo



**Set Ball** A++-A

incl. 4x5W  
4x260 lm, 2700 K  
∠ 30°, 595 cd  
230 V, 30 VA  
⊖ ⊕ 160-280 mm ↔ 7 m  
EAN 4000870 940983  
**940.98**

LED

📏

🔌



**Spot Ball** A++-A

incl. 1x5W  
260 lm, 2700 K  
∠ 30°, 595 cd  
⊖ ⊕ 160-180 ⊕ 45 ↔ 300 ↻ 98 mm  
EAN 4000870 941003  
**941.00**

LED

📏

🔌



**Spot Lense** A++-A

incl. 1x3W  
180 lm, 2700 K  
⊖ ⊕ 160-180 ⊕ 25 ↔ 300 ↻ 170 mm  
EAN 4000870 941027  
**941.02**

LED

📏

🔌




**Pendulum Ball** A++-A

incl. 1x5W  
260 lm, 2700 K  
∠ 30°, 595 cd  
⊖ ⊕ 160-180 mm ⊕ 45 mm ⊕ 150 cm  
↔ 300 mm ↻ 98 mm  
EAN 4000870 941034  
**941.03**

LED

📏

🔌



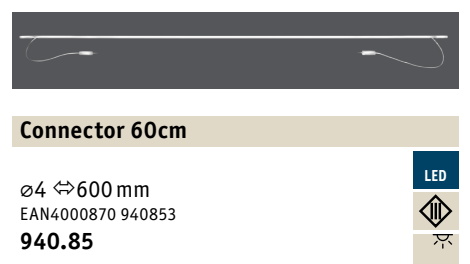
**Connector 30cm**

∅4 ↔ 300 mm  
EAN 4000870 940846  
**940.84**

LED

📏

🔌



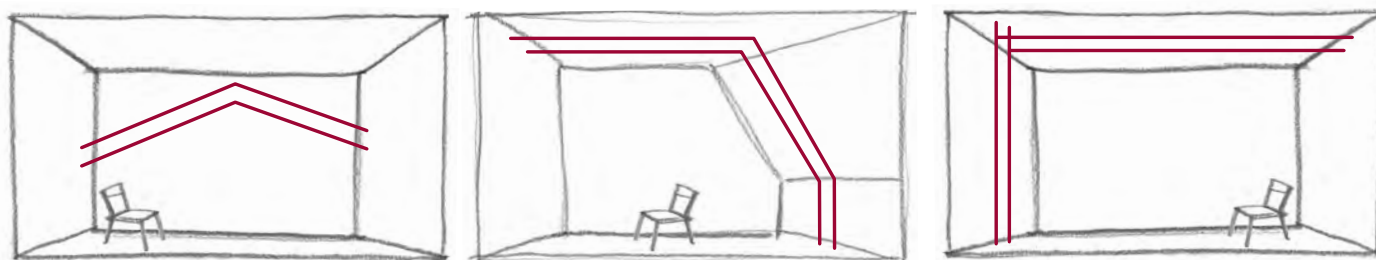
**Connector 60cm**

∅4 ↔ 600 mm  
EAN 4000870 940853  
**940.85**

LED

📏

🔌



Wire systems are the most convenient way to display your own four walls in a favourable light. The installation of the conductive wires is totally effortless and, due to 12 V technology, safer and easier than conventional 230 V fixtures. Even for difficult spaces (e. g. slanted ceilings or connections around corners) wire systems offer solutions. Using diverters (not included) complete living areas can be thoroughly illuminated with one single installation. Over 50 different sets are available to meet every interior design taste. The diversity of the fixtures available offer perfect solutions to all kinds of lighting needs: Directed light for object accentuation, as well as soft dispersed light for an even general illumination. Indirect lighting effects can be created, as well as pendulum lighting suspended over working surfaces or dinner tables.

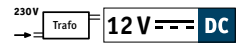
Los sistemas de cables son una solución flexible para proporcionar una iluminación adecuada a su casa. La colocación de los cables electrificados puede realizarse sin problemas y gracias a la tecnología moderna de 12 V, es mucho más segura y fácil que las instalaciones tradicionales de 230 V. Incluso en situaciones arquitectónicas complejas (p.ej., techos inclinados o conexiones angulares), el sistema de cables ofrece soluciones de iluminación ideales. Al utilizar divisores (accesorio adicional), pueden iluminarse totalmente espacios de vivienda con una única instalación. Con más de 50 sets completos diferentes, es fácil satisfacer cualquier estilo decorativo. La diversidad de lámparas disponibles ofrece una solución adecuada para cualquier exigencia: se consigue tanto una luz dirigida para la iluminación individual de objetos como una distribución suave de la luz para un alumbrado básico uniforme. También pueden lograrse acentos luminosos indirectos así como efectos de luz de lámparas suspendidas para la iluminación de áreas de trabajo o mesas de comedor.

I sistemi a cavi rappresentano una soluzione flessibile per mettere in giusta luce le proprie quattro mura. La posa dei cavi conduttori di corrente può essere effettuata senza problemi, e grazie alla moderna tecnologia da 12 V è più sicura e nettamente più semplice delle tradizionali installazioni da 230 V. Anche in caso di situazioni di spazio difficili (per esempio soffitti inclinati oppure collegamenti ad angolo), i sistemi a cavi offrono soluzioni d'illuminazione ideali. Utilizzando deviatori (disponibili come accessori) è possibile illuminare ampiamente anche completi spazi abitabili con solo un'unica installazione. Con oltre cinquanta set completi diversi, è possibile soddisfare qualsiasi gusto d'arredamento. La molteplicità degli apparecchi d'illuminazione a disposizione offre la giusta soluzione per ogni esigenza: è possibile sia la luce diretta per l'illuminazione individuale dell'oggetto, sia la luce diffusa per un'illuminazione uniforme generale. Sono realizzabili anche accenti di luce indiretta nonché effetti di luce mediante lampade sospese per l'illuminazione di superfici di lavoro oppure di tavoli da pranzo.





- 🔗 Matt white 🏠 Metal
- 🔗 Blanco mate 🏠 Metal
- 🔗 Bianco opaco 🏠 Metallo



**Set RoundMac** A++-A

incl. 4×4 W  
 4×200 lm, 2700 K  
 230/12V, 30 VA  
 ⚙️ 160 mm 2,5 mm<sup>2</sup> ↔10 m  
 EAN 4000870 941058

**941.05 new**



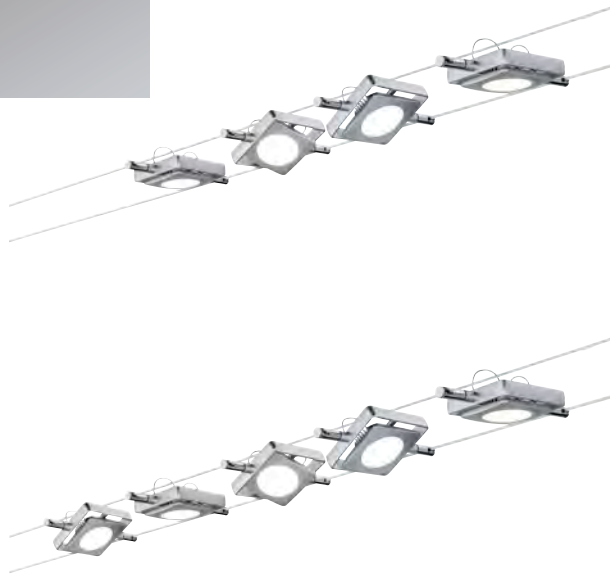
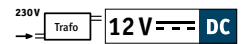
**Set RoundMac** A++-A

incl. 6×4 W  
 6×200 lm, 2700 K  
 230/12V, 30 VA  
 ⚙️ 160 mm 2,5 mm<sup>2</sup> ↔10 m  
 EAN 4000870 941065

**941.06 new**



- 🔗 Chrome matt 🏠 Metal
- 🔗 Cromo mate 🏠 Metal
- 🔗 Cromo opaco 🏠 Metallo



**Set MacLED** A++-A

incl. 4×4 W  
 4×200 lm, 2700 K  
 230/12V, 30 VA  
 ⚙️ 160 mm 2,5 mm<sup>2</sup> ↔10 m  
 EAN 4000870 941072

**941.07 new**



**Set MacLED** A++-A

incl. 5×4 W  
 5×200 lm, 2700 K  
 230/12V, 30 VA  
 ⚙️ 160 mm 2,5 mm<sup>2</sup> ↔10 m  
 EAN 4000870 941089


**941.08 new**





- ☞ Chrome matt ☒ Metal
- ☞ Cromo mate ☒ Metal
- ☞ Cromo opaco ☒ Metallo

230V → [Trafo] → 12V --- DC



#### Set QuadLED

incl. 5×4 W  
5×200 lm, 2700 K  
230/12V, 30 VA  
±160 mm 2,5 mm<sup>2</sup> ↔10 m  
EAN 4000870 941119

**941.11 new**

A++-A

LED



- ☞ Chrome matt/Transparent ☒ Metal
- ☞ Cromo mate/Trasparente ☒ Metal
- ☞ Cromo opaco/Trasparente ☒ Metallo

230V → [Trafo] → 12V --- DC



#### Set LED Twist Coin

incl. 4×4 W  
4×200 lm, 2700 K  
230/12V, 30 VA  
±160 mm 2,5 mm<sup>2</sup> ↔10 m  
EAN 4000870 941164

**941.16 new**

A++-A

LED



#### Set LED Twist Coin

incl. 6×4 W  
6×200 lm, 2700 K  
230/12V, 30 VA  
±160 mm 2,5 mm<sup>2</sup> ↔10 m  
EAN 4000870 941171

**941.17 new**

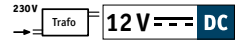
A++-A

LED





- 🔧 Chrome matt/White 🏠 Metal
- 🔧 Cromo mate/Blanco 🏠 Metal
- 🔧 Cromo opaco/Bianco 🏠 Metallo



**Set IceLED I** A++-A

incl. 4×4 W  
 4×200 lm, 2700 K  
 230/12 V, 30 VA  
 ⚡ 160 mm 2,5 mm<sup>2</sup> ↔ 10 m  
 EAN 4000870 941126



**941.12 new**



**Set IceLED I** A++-A


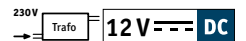
incl. 6×4 W  
 6×200 lm, 2700 K  
 230/12 V, 30 VA  
 ⚡ 160 mm 2,5 mm<sup>2</sup> ↔ 10 m  
 EAN 4000870 941133



**941.13 new**



- 🔧 Chrome matt/Matt white 🏠 Metal
- 🔧 Cromo mate/Blanco mate 🏠 Metal
- 🔧 Cromo opaco/Bianco opaco 🏠 Metallo



**Set DaisyLED** A++-A

incl. 5×4 W  
 5×200 lm, 2700 K  
 230/12 V, 30 VA  
 ⚡ 160 mm 2,5 mm<sup>2</sup> ↔ 10 m  
 EAN 4000870 941188



**941.18 new**





- 🔧 Chrome matt/White 🏠 Metal
- 🔧 Cromo mate/Blanco 🏠 Metal
- 🔧 Cromo opaco/Bianco 🏠 Metallo

230V Trafo **12V**

**Set IceLED II**

A++-A

incl. 4×4 W

4×200 lm, 2700 K

230/12 V, 30 VA

⚙️ 160 mm 2,5 mm<sup>2</sup> ↔ 10 m

EAN 4000870 941140

**941.14 new**

LED

**Set IceLED II**

A++-A

incl. 6×4 W

6×200 lm, 2700 K

230/12 V, 30 VA

⚙️ 160 mm 2,5 mm<sup>2</sup> ↔ 10 m

EAN 4000870 941157

**941.15 new**

LED



- 🔧 Chrome/Satin 🏠 Metal
- 🔧 Cromo/Satinada 🏠 Metal
- 🔧 Cromo/Satinato 🏠 Metallo

230V Trafo **12V**

**Set DiscLED I**

A++-A

incl. 5×4 W

5×200 lm, 2700 K

230/12 V, 30 VA

⚙️ 160 mm 2,5 mm<sup>2</sup> ↔ 10 m

EAN 4000870 941096

**941.09 new**

LED







- 🔩 Chrome matt  Metal
- 🔩 Cromo mate  Metal
- 🔩 Cromo opaco  Metallo

230V  Trafo  12V  DC



**Set DiscLED II**

incl. 5x4 W  
 5x250 lm, 2700 K  
 230/12V, 30 VA  
 ⌀160 mm 2,5 mm<sup>2</sup> ⇔10 m  
 EAN 4000870 941102

**941.10 new**

A++-A

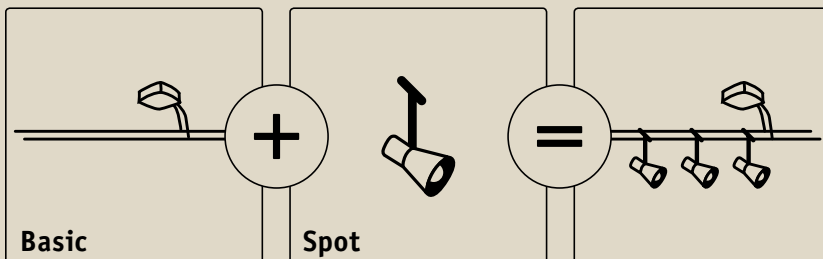
LED



*Combine your own personal lighting system*

*Combine usted mismo su sistema de luz personal*

*Scegliete voi stessi le combinazioni per il vostro sistema d'illuminazione personalizzato*



230V  Trafo  12V  DC

**Set Basic**


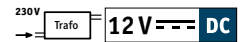
A++-E



230/12V, 36 VA  
 ⌀40 mm 4 mm<sup>2</sup> ⇔210 mm  
 ⌀60 mm ⇔15 m  
 EAN4000870 940969

**940.96 new**

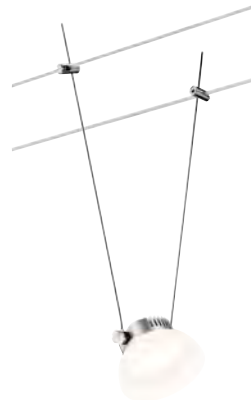
- 🔩 Chrome matt  Metal
- 🔩 Cromo mate  Metal
- 🔩 Cromo opaco  Metallo

**Spot QuadLED**

incl. 1×4 W  
200 lm, 2700 K  
12 V  
⌀160 ⌀24 ↔72 ↗72 mm  
EAN4000870 940914  
**940.91 new**




☞ Chrome matt ☒ Plastic  
☞ Cromo mate ☒ Plástico  
☞ Cromo opaco ☒ Plastica

**Spot IceLED I**

incl. 1×4 W  
200 lm, 2700 K  
12 V  
⌀160 ⌀46 ø80 mm  
EAN4000870 940921  
**940.92 new**



☞ Chrome matt/White ☒ Plastic  
☞ Cromo mate/Blanco ☒ Plástico  
☞ Cromo opaco/Bianco ☒ Plastica

**Spot IceLED II**

incl. 1×4 W  
200 lm, 2700 K  
12 V  
⌀160 ⌀46 ø75 mm  
EAN4000870 940938  
**940.93 new**




☞ Chrome matt/White ☒ Plastic  
☞ Cromo mate/Blanco ☒ Plástico  
☞ Cromo opaco/Bianco ☒ Plastica

**Spot DaisyLED**

incl. 1×4 W  
200 lm, 2700 K  
12 V  
⌀160 ⌀24 ø82 mm  
EAN4000870 940952  
**940.95 new**



☞ Chrome matt ☒ Plastic  
☞ Cromo mate ☒ Plástico  
☞ Cromo opaco ☒ Plastica

**Spot Twist Coin**

incl. 1×4 W  
200 lm, 2700 K  
12 V  
⌀160 ⌀24 ø82 mm  
EAN4000870 940945  
**940.94 new**



☞ Chrome matt/Transparent ☒ Plastic  
☞ Cromo mate/Trasparente ☒ Plástico  
☞ Cromo opaco/Trasparente ☒ Plastica

**Spot RoundMac**

incl. 1×4 W  
200 lm, 2700 K  
12 V  
⌀160 ⌀24 ø102 mm  
EAN4000870 940884  
**940.88 new**



☞ Matt white ☒ Plastic  
☞ Blanco mate ☒ Plástico  
☞ Bianco opaco ☒ Plastica

**Spot MacLED**

incl. 1×4 W  
200 lm, 2700 K  
12 V  
⌀160 ⌀24 ↔92 ↗92 mm  
EAN4000870 940891  
**940.89 new**



☞ Chrome matt ☒ Plastic  
☞ Cromo mate ☒ Plástico  
☞ Cromo opaco ☒ Plastica

**Spot DiscLED I**

incl. 1×4 W  
200 lm, 2700 K  
12 V  
⌀160 ⌀37 ø130 mm  
EAN4000870 940907  
**940.90 new**



☞ Chrome/Satin ☒ Plastic  
☞ Cromo/Satinada ☒ Plástico  
☞ Cromo/Satinato ☒ Plastica



🗨 White/Chrome 🗨 Metal/Glass  
 🗨 Blanco/Cromo 🗨 Metal/Cristal  
 🗨 Bianco/Cromo 🗨 Metallo/Vetro

230V  12V ~ AC



**Set Meta**

incl. 4×5W  
 4×350 lm, 2700 K  
 230/12V, 30 VA  
 ⚙️ 160 mm 2,5 mm<sup>2</sup> ↔ 10 m  
 EAN 4000870 940792

**940.79**

A++-A

LED



🗨 White/Chrome 🗨 Metal/Glass  
 🗨 Blanco/Cromo 🗨 Metal/Cristal  
 🗨 Bianco/Cromo 🗨 Metallo/Vetro

230V  12V ~ AC



**Set Stage**

incl. 4×5W  
 4×300 lm, 2700 K  
 230/12V, 30 VA  
 ⚙️ 160 mm 2,5 mm<sup>2</sup> ↔ 10 m  
 EAN 4000870 940808

**940.80**


A++-A

LED



🗨 Black/Chrome 🗨 Metal  
 🗨 Negro/Cromo 🗨 Metal  
 🗨 Nero/Cromo 🗨 Metallo

230V  12V ~ AC



**Set Phase**

incl. 5×5W  
 5×350 lm, 2700 K  
 230/12V, 36 VA  
 ⚙️ 160 mm 2,5 mm<sup>2</sup> ↔ 10 m  
 EAN 4000870 940815

**940.81**

A++-A

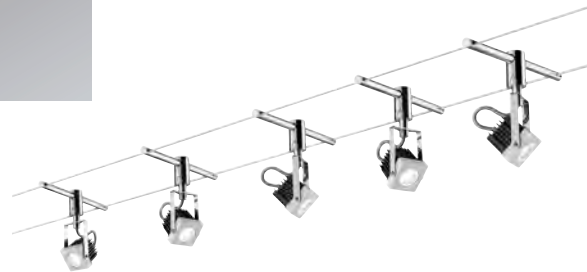
LED





🗨 White 🗨 Metal  
 🗨 Blanco 🗨 Metal  
 🗨 Bianco 🗨 Metallo

230V  **12V** ~ AC

**Set Mezzo**

A++-A

incl. 5×5 W

5×450 lm, 2700 K

∠ 30°

230/12 V, 36 VA

± 160 mm 2,5 mm<sup>2</sup> ↔ 10 m

EAN 4000870 940822

**940.82**

LED



🗨 Chrome 🗨 Metal  
 🗨 Cromo 🗨 Metal  
 🗨 Cromo 🗨 Metallo

230V  **12V** ~ AC

**Set TogoLED**

A++-E

incl. 4×4 W, GU5,3, A<sup>+</sup>

4×230 lm, 2700 K

∠ 38°, 500 cd

230/12 V, 80 VA

± 160 mm 2,5 mm<sup>2</sup> ↔ 10 m

EAN 4000870 941201

**941.20 new**

Q 283.01



LED



🗨 Chrome matt 🗨 Metal  
 🗨 Cromo mate 🗨 Metal  
 🗨 Cromo opaco 🗨 Metallo

230V  **12V** ~ AC

**Set Spice SaltLED**

A++-E

incl. 5×4 W, GU5,3, A<sup>+</sup>

5×230 lm, 2700 K

∠ 38°, 500 cd

230/12 V, 80 VA

± 160 mm 2,5 mm<sup>2</sup> ↔ 10 m

EAN 4000870 941249

**941.24 new**

Q 283.01



LED






- ☞ Chrome matt/Opal ☒ Metal/Glass
- ☞ Cromo mate/Opal
- ☒ Metal/Cristal
- ☞ Cromo opaco/Opale
- ☒ Metallo/Vetro

230V  **12V** 



**Set SheelaLED**

incl. 6×4 W, GU5,3,   
 6×230 lm, 2700 K  
 ∠ 38°, 500 cd  
 230/12V, 80 VA  
 ⚙️ 160 mm 2,5 mm<sup>2</sup> ↔ 10 m  
 EAN 4000870 941232  
**941.23 new**  
 ⚙️ 283.01



A++-E  
  
  
  





- ☞ Chrome/Chrome matt ☒ Metal
- ☞ Cromo/Cromo mate ☒ Metal
- ☞ Cromo/Cromo opaco ☒ Metallo

230V  **12V** 



**Set Cardan LED**

incl. 4×4 W, GU5,3,   
 4×230 lm, 2700 K  
 ∠ 38°, 500 cd  
 230/12V, 80 VA  
 ⚙️ 125 mm 2,5 mm<sup>2</sup> ↔ 10 m  
 EAN 4000870 941256  
**941.25 new**  
 ⚙️ 283.01



A++-E  
  
  
  


**Set Cardan LED**

incl. 6×4 W, GU5,3,   
 6×230 lm, 2700 K  
 ∠ 38°, 500 cd  
 230/12V, 80 VA  
 ⚙️ 125 mm 4 mm<sup>2</sup> ↔ 12 m  
 EAN 4000870 941270  
**941.27 new**  
 ⚙️ 283.01



A++-E  
  
  
  






Chrome/White Metal  
 Cromo/Blanco Metal  
 Cromo/Bianco Metallo

230V Trafo 12V AC



#### Set Cardan LED

incl. 4×4 W, GU5,3, A<sup>+</sup>

4×230 lm, 2700 K

∠ 38°, 500 cd

230/12V, 80 VA

± 125 mm 2,5 mm<sup>2</sup> ↔ 10 m

EAN 4000870 941263

**941.26 new**

Q 283.01



A<sup>++</sup>-E

LED



#### Set Cardan LED

incl. 6×4 W, GU5,3, A<sup>+</sup>

6×230 lm, 2700 K

∠ 38°, 500 cd

230/12V, 80 VA

± 125 mm 4 mm<sup>2</sup> ↔ 12 m

EAN 4000870 941287

**941.28 new**


Q 283.01



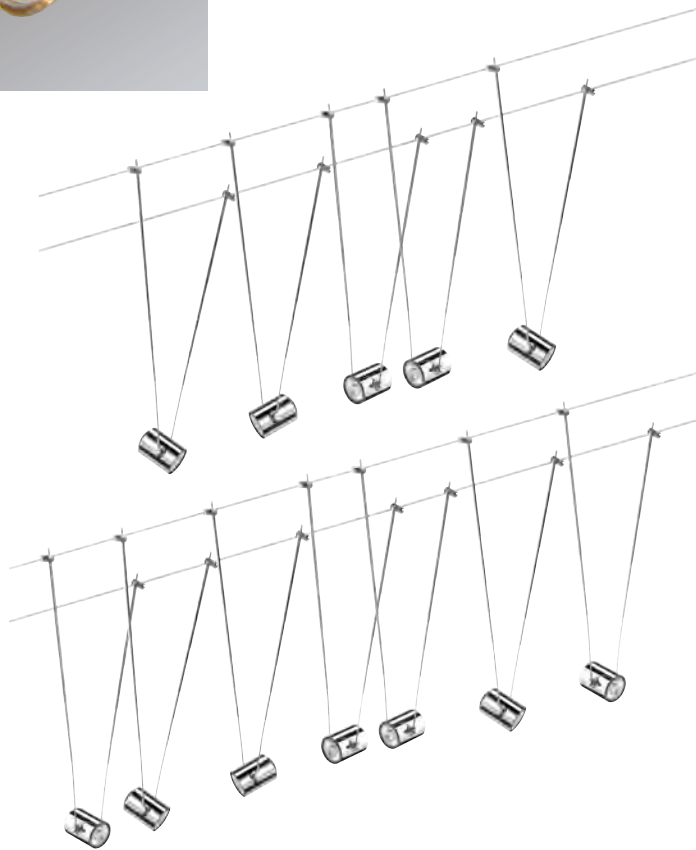
A<sup>++</sup>-E

LED





🔩 Chrome 📏 Metal  
🔩 Cromo 📏 Metal  
🔩 Cromo 📏 Metallo



**Set TeleComet II**

incl. 5×20 W, GU4, ◁ B  
 5×201 lm, 2900 K  
 ◁ 30°, 470 cd  
 230/12V, 105 VA ⚠  
 ⚙️ 160 mm 2,5 mm<sup>2</sup> ↔ 10 m  
 EAN 4000870 940594  
**940.59**  
 ⚡ 832.47



B-D

Halogen  
12V



**Set TeleComet II**

incl. 7×20 W, GU4, ◁ B  
 7×201 lm, 2900 K  
 ◁ 30°, 470 cd  
 230/12V, 150 VA  
 ⚙️ 160 mm 2,5 mm<sup>2</sup> ↔ 12 m  
 EAN 4000870 940631  
**940.63**  
 ⚡ 832.47



B-D

Halogen  
12V



🔩 Chrome 📏 Metal/Glass  
🔩 Cromo 📏 Metal/Cristal  
🔩 Cromo 📏 Metallo/Vetro



**Set Globe**

incl. 5×20 W, GU4, ◁ C  
 5×280 lm, 2900 K  
 230/12V, 105 VA  
 ⚙️ 160 mm 2,5 mm<sup>2</sup> ↔ 10 m  
 EAN 4000870 940655  
**940.65**  
 ⚡ 832.33



B-D

Halogen  
12V








- ☞ Chrome matt ☒ Metal/Glass
- ☞ Cromo mate ☒ Metal/Cristal
- ☞ Cromo opaco ☒ Metallo/Vetro




**Set Globe**

incl. 7×20 W, GU4,   
 7×280 lm, 2900 K  
 230/12V, 150 VA   
 ⚙️ 160 mm 4 mm<sup>2</sup> ⇔ 12 m  
 EAN 4000870 940662  
**940.66**  
 ⚡ 832.33


B-D  
  






- ☞ Chrome matt ☒ Metal
- ☞ Cromo mate ☒ Metal
- ☞ Cromo opaco ☒ Metallo



**Set HaloLED**

incl. 4×20 W / 3×1,5 W, GU4,   
 4×200 lm, 2900 K  
 ∠ 30°, 500 cd  
 230/12V, 105 VA  
 ⚙️ 160 mm 2,5 mm<sup>2</sup> ⇔ 12 m  
 EAN 4000870 940709  
**940.70**  
 ⚡ 832.13

A+-A B-D  
  





- 🔧 Alu 🏠 Metal/Plastic
- 🔧 Aluminio 🏠 Metal/Plástico
- 🔧 Alluminio 🏠 Metallo/Plastica



**Set Powerline 300**

incl. 6×50 W, G53, B  
 6×510 lm, 2900 K  
 <math>\angle 24^\circ</math>, 3500 cd  
 230/12V, 300 VA  
 ⚙️ 190 mm 4 mm<sup>2</sup> ↔ 15 m  
 EAN 4000870 971802  
**971.80**  
 Ⓞ 832.61

B-D  
 Halogen  
 12V  
 L



- 🔧 Chrome matt 🏠 Metal
- 🔧 Cromo mate 🏠 Metal
- 🔧 Cromo opaco 🏠 Metallo






**Set Spice Salt 105**

incl. 5×20 W, GU5,3, B  
 5×201 lm, 2900 K  
 <math>\angle 38^\circ</math>, 700 cd  
 230/12V, 105 VA  
 ⚙️ 160 mm 4 mm<sup>2</sup> ↔ 10 m  
 EAN 4000870 972519  
**972.51**  
 Ⓞ 832.00

B-D  
 Halogen  
 12V  
 L



⚙ Chrome matt/Opal  Metal/Glass  
 ⚙ Cromo mate/Opal  
 Metal/Cristal  
 ⚙ Cromo opaco/Opale  
 Metallo/Vetro



### Set Sheela 105

incl. 5×20 W, GU5,3, 

5×255 lm, 2900 K

230/12V, 105 VA

⊕ ⊖ 160 mm 2,5 mm<sup>2</sup> ⇔ 10 m

EAN 4000870 975329




**975.32**

🔍 832.53

B-D

Halogen  
12V



⚙ Black/Opal  Metal/Glass  
 ⚙ Negro/Opal  Metal/Cristal  
 ⚙ Nero/Opale  Metallo/Vetro



### Set Sheela 105

incl. 5×20 W, GU5,3, 

5×255 lm, 2900 K

230/12V, 105 VA

⊕ ⊖ 160 mm 2,5 mm<sup>2</sup> ⇔ 10 m

EAN 4000870 975350

**975.35**


🔍 832.53

B-D

Halogen  
12V



### Set Sheela 210

incl. 6×35 W, GU5,3, 

6×532 lm, 2900 K

230/12V, 210 VA

⊕ ⊖ 160 mm 4 mm<sup>2</sup> ⇔ 10 m

EAN 4000870 975367

**975.36**



🔍 832.60

B-D

Halogen  
12V



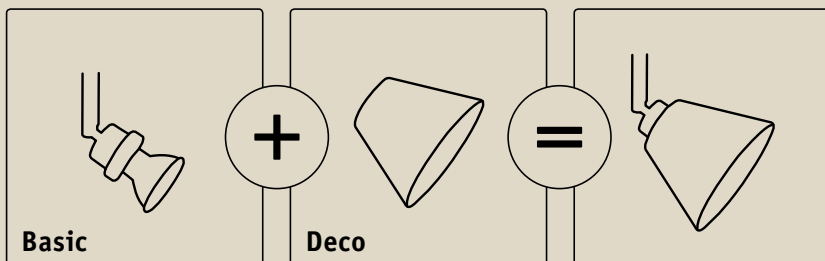





*Combine your own personal lighting system*

*Combine usted mismo su sistema de luz personal*


*Scegliete voi stessi le combinazioni per il vostro sistema d'illuminazione personalizzato*



- 🔩 Chrome matt   Metal
- 🔩 Cromo mate   Metal
- 🔩 Cromo opaco   Metallo



Deco   = 117-118



**Set DecoSystems**

incl. 5x20 W, GU5,3,   C  
 5x255 lm, 2900 K  
 230/12V, 105 VA  
 2,5 mm<sup>2</sup> ⇔ 10 m  
 EAN 4000870 940013

**940.01**  
 Ⓞ 832.53





**Zyli**

max. 50 W  
 ⚡80 ø70 mm  
 EAN4000870 600047  
**600.04**

- 🔗 White 🗒 Glass
- 🔗 Blanco 🗒 Cristal
- 🔗 Bianco 🗒 Vetro

**Zyli**

max. 50 W  
 ⚡80 ø70 mm  
 EAN4000870 600054  
**600.05**

- 🔗 White/Black 🗒 Glass
- 🔗 Blanco/Negro 🗒 Cristal
- 🔗 Bianco/Nero 🗒 Vetro

**Zyli**

max. 50 W  
 ⚡80 ø70 mm  
 EAN4000870 600535  
**600.53**

- 🔗 Opal/Black 🗒 Glass
- 🔗 Opal/Negro 🗒 Cristal
- 🔗 Opale/Nero 🗒 Vetro



**Zyli**

max. 50 W  
 ⚡80 ø70 mm  
 EAN4000870 600061  
**600.06**

- 🔗 Brown 🗒 Glass
- 🔗 Marrón 🗒 Cristal
- 🔗 Marrone 🗒 Vetro

**Wolbi**

max. 50 W  
 ⚡80 ø90 mm  
 EAN4000870 600566  
**600.56**

- 🔗 Beige 🗒 Ceramic
- 🔗 Beige 🗒 Cerámica
- 🔗 Beige 🗒 Ceramica

**Wolbi**

max. 50 W  
 ⚡80 ø90 mm  
 EAN4000870 600078  
**600.07**

- 🔗 White 🗒 Glass
- 🔗 Blanco 🗒 Cristal
- 🔗 Bianco 🗒 Vetro



**Wolbi**

max. 50 W  
 ⚡80 ø90 mm  
 EAN4000870 600085  
**600.08**

- 🔗 White 🗒 Metal
- 🔗 Blanco 🗒 Metal
- 🔗 Bianco 🗒 Metallo

**Wolbi**

max. 50 W  
 ⚡80 ø90 mm  
 EAN4000870 600092  
**600.09**

- 🔗 White/Alu 🗒 Metal
- 🔗 Blanco/Aluminio 🗒 Metal
- 🔗 Bianco/Alluminio 🗒 Metallo

**Wolbi**

max. 50 W  
 ⚡80 ø90 mm  
 EAN4000870 600115  
**600.11**

- 🔗 Dichroic 🗒 Glass
- 🔗 Dicroico 🗒 Cristal
- 🔗 Dicroico 🗒 Vetro



**Keqi**

max. 50 W  
 ⚡80 ø110 mm  
 EAN4000870 600122  
**600.12**

- 🔗 White 🗒️ Glass
- 🔗 Blanco 🗒️ Cristal
- 🔗 Bianco 🗒️ Vetro

**Keqi**

max. 50 W  
 ⚡80 ø110 mm  
 EAN4000870 600146  
**600.14**

- 🔗 White/Black 🗒️ Glass
- 🔗 Blanco/Negro 🗒️ Cristal
- 🔗 Bianco/Nero 🗒️ Vetro

**Quad**

max. 50 W  
 ⚡80 ø75 mm  
 EAN4000870 600153  
**600.15**

- 🔗 White 🗒️ Glass
- 🔗 Blanco 🗒️ Cristal
- 🔗 Bianco 🗒️ Vetro



**Wolbi**

max. 50 W  
 ⚡70 ø90 mm  
 EAN4000870 600559  
**600.55**

- 🔗 Opal 🗒️ Glass
- 🔗 Opal 🗒️ Cristal
- 🔗 Opale 🗒️ Vetro

**Rado**

max. 50 W  
 ⚡90 ø72 mm  
 EAN4000870 953556  
**953.55 new**

- 🔗 Clear 🗒️ Glass
- 🔗 Claro 🗒️ Cristal
- 🔗 Chiaro 🗒️ Vetro

**Turno**

max. 50 W  
 ⚡90 ø80 mm  
 EAN4000870 953563  
**953.56 new**

- 🔗 Satin 🗒️ Glass
- 🔗 Satinada 🗒️ Cristal
- 🔗 Satinato 🗒️ Vetro



**Vico**

max. 50 W  
 ⚡90 ø75 mm  
 EAN4000870 953570  
**953.57 new**

- 🔗 Clear 🗒️ Glass
- 🔗 Claro 🗒️ Cristal
- 🔗 Chiaro 🗒️ Vetro

**Vento**

max. 50 W  
 ⚡95 ø80 mm  
 EAN4000870 953587  
**953.58 new**

- 🔗 Satin 🗒️ Glass
- 🔗 Satinada 🗒️ Cristal
- 🔗 Satinato 🗒️ Vetro

**Vento**

max. 50 W  
 ⚡95 ø80 mm  
 EAN4000870 953594  
**953.59 new**


- 🔗 Smoke glass 🗒️ Glass
- 🔗 Vidrio opaco 🗒️ Cristal
- 🔗 Vetro opaco 🗒️ Vetro



⚙️ Chrome/Satin 🏠 Metal/Glass  
 ⚙️ Cromo/Satinada 🏠 Metal/Cristal  
 ⚙️ Cromo/Satinato 🏠 Metallo/Vetro



**Set Colmar 105**

incl. 5×20 W, GU4,   
 5×280 lm, 2900 K  
 230/12 V, 105 VA  
 ⚙️ ±160 mm 2,5 mm<sup>2</sup> ↔10 m  
 EAN 4000870 970188

**970.18**  
 ⚙️ 832.33




B-D

Halogen  
12V



**Set Colmar 150**

incl. 4×35 W, GU4,   
 4×533 lm, 2900 K  
 230/12 V, 150 VA  
 ⚙️ ±160 mm 2,5 mm<sup>2</sup> ↔10 m  
 EAN 4000870 971826

**971.82**  
 ⚙️ 833.76



B-D


Halogen  
12V



⚙️ Chrome/Transparent/Satin  
 🏠 Metal/Glass  
 ⚙️ Cromo/Trasparente/Satinada  
 🏠 Metal/Cristal  
 ⚙️ Cromo/Trasparente/Satinato  
 🏠 Metallo/Vetro



**Set Trinidad 105**

incl. 5×20 W, G4,   
 5×290 lm, 2900 K  
 230/12 V, 105 VA  
 ⚙️ ±125 mm 2,5 mm<sup>2</sup> ↔10 m  
 EAN 4000870 973974

**973.97**  
 ⚙️ 831.17



B-D

Halogen  
12V





- ☞ Chrome ☒ Metal
- ☞ Cromo ☒ Metal
- ☞ Cromo ☒ Metallo



**Set Togo 150**

incl. 4×35 W, GU5,3, C  
 4×532 lm, 2900 K  
 230/12V, 150 VA  
 ± 160 mm 4 mm<sup>2</sup> ↔ 10 m  
 EAN 4000870 974698  
**974.69**  
 ⚡ 832.60

B-D



- ☞ Chrome/Opal ☒ Metal/Glass
- ☞ Cromo/Opal ☒ Metal/Cristal
- ☞ Cromo/Opale ☒ Metallo/Vetro



**Set Kuba 150**

incl. 4×35 W, G4, C  
 4×533 lm, 2900 K  
 230/12V, 150 VA  
 ± 160 mm 2,5 mm<sup>2</sup> ↔ 10 m  
 EAN 4000870 974711  
**974.71**  
 ⚡ 800.34 35 W  
 ⚡ 831.17 20 W

B-D





🗝️ Alu/Chrome 🏠 Metal  
 🗝️ Aluminio/Cromo 🏠 Metal  
 🗝️ Alluminio/Cromo 🏠 Metallo



#### Set Cardan 150

incl. 4×35 W, GU5,3, **C**

4×435 lm, 2900 K

∠ 38°, 1100 cd

230/12V, 150 VA

⊕ 125 mm 2,5 mm<sup>2</sup> ⇔ 10 m

EAN 4000870 972038

**972.03**

👉 832.09

B-D

Halogen  
12V



#### Set Cardan 300

incl. 8×35 W, GU5,3, **B**

8×435 lm, 2900 K

∠ 38°, 1100 cd

230/12V, 300 VA

⊕ 125 mm 4 mm<sup>2</sup> ⇔ 15 m

EAN 4000870 972045

**972.04**


👉 832.09

B-D

Halogen  
12V



🗝️ Nickel satinised 🏠 Metal  
 🗝️ Níquel satinado 🏠 Metal  
 🗝️ Nichel satinatoq 🏠 Metallo



#### Set Mac II 105

incl. 5×20 W, GU5,3, **C**

5×200 lm, 2900 K

∠ 38°, 700 cd

230/12V, 105 VA

⊕ 160 mm 2,5 mm<sup>2</sup> ⇔ 10 m

EAN 4000870 975046

**975.04**

👉 833.14

B-D

Halogen  
12V





- ☞ Chrome matt ☐ Metal
- ☞ Cromo mate ☐ Metal
- ☞ Cromo opaco ☐ Metallo



**Set Mac II 105**

incl. 5×20 W, GU5,3, B  
 5×200 lm, 2900 K  
 <math>\sphericalangle</math> 38°, 700 cd  
 230/12V, 105 VA  
 † 160 mm 2,5 mm<sup>2</sup> ↔ 10 m  
 EAN 4000870 974926



**974.92**

☎ 833.14



**Set Mac II 150**

incl. 7×20 W, GU5,3, B  
 7×200 lm, 2900 K  
 <math>\sphericalangle</math> 38°, 700 cd  
 230/12V, 150 VA  
 † 160 mm 4 mm<sup>2</sup> ↔ 10 m  
 EAN 4000870 974933



**974.93**

☎ 833.14



- ☞ White ☐ Metal
- ☞ Blanco ☐ Metal
- ☞ Bianco ☐ Metallo




**Set Mac II 105**

incl. 5×20 W, GU5,3, C  
 5×200 lm, 2900 K  
 <math>\sphericalangle</math> 38°, 700 cd  
 230/12V, 105 VA  
 † 160 mm 2,5 mm<sup>2</sup> ↔ 10 m  
 EAN 4000870 974988



**974.98**

☎ 833.14



**Set Mac II 150**


incl. 7×20 W, GU5,3, C  
 7×200 lm, 2900 K  
 <math>\sphericalangle</math> 38°, 700 cd  
 230/12V, 150 VA  
 † 160 mm 4 mm<sup>2</sup> ↔ 10 m  
 EAN 4000870 974995



**974.99**

☎ 833.14

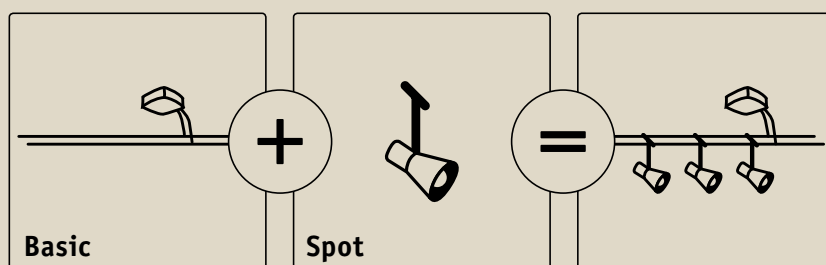




*Combine your own personal lighting system*

*Combine usted mismo su sistema de luz personal*

*Scegliete voi stessi le combinazioni per il vostro sistema d'illuminazione personalizzato*



#### Do your own combination of cables and rails

The cable and rail systems, flexibly applicable in many situations, realise every desired illumination with a great selection of spots and pendants. On the WiRa CombiSystems items, there are 2 adapters included in each scope of delivery that allow for application on cable as well as on rail.

#### Haga sus propias combinaciones de cables y raíles

El flexible sistema de cable y raíl, aplicable en muchísimas situaciones, permite obtener siempre la iluminación deseada con una gran paleta de focos o lámparas colgantes. En el volumen de suministro de los artículos CombiSystems WiRa se incluyen 2 adaptadores que permiten su colocación tanto en el cable como en el raíl.

#### Scegliete da soli le combinazioni di binari e fili

I sistemi flessibili a binario e a filo possono essere impiegati in diverse situazioni e offrono ovunque l'illuminazione desiderata con una vasta scelta di spot e sospensioni. Il volume di consegna degli articoli WiRa CombiSystems comprende anche 2 adattatori che permettono l'impiego sia su binario che su filo.



**Spot Salt**

B-D

incl. 1x20 W, GU5,3, **B**

201 lm, 2900 K

∠ 38°, 700 cd

12 V

⊖ 160 ⊖ 30 ⊕ 115 ø51

∅64 mm

EAN4000870 940235

**940.23**

⌚ 832.00

- ☞ Chrome matt  Metal
- ☞ Cromo mate  Metal
- ☞ Cromo opaco  Metallo



**Spot Fennel**

B-D

incl. 2x20 W, G4, **C**

2x290 lm, 2900 K

12 V

⊖ 160 ⊖ 30 ⊕ 36 ⊖ 120

∅140 mm

EAN4000870 940280

**940.28**

⌚ 831.17

- ☞ Chrome matt/Satin
- Metal/Glass
- ☞ Cromo mate/Satinada
- Metal/Cristal
- ☞ Cromo opaco/Satinato
- Metallo/Vetro



**Spot Colmar**

B-D

incl. 1x35 W, GU4, **C**

533 lm, 2900 K

12 V

⊖ 160 ⊖ 30 ⊕ 110 ø85

∅80 mm

EAN4000870 940167

**940.16**

⌚ 833.76

- ☞ Chrome/Satin  Metal/Glass
- ☞ Cromo/Satinada
- Metal/Cristal
- ☞ Cromo/Satinato
- Metallo/Vetro



**Spot Techno**

B-D

incl. 1x35 W, GU5,3, **B**

430 lm, 2900 K

∠ 38°, 1100 cd

12 V

⊖ 160 ⊖ 30 ⊕ 170 ø70

∅93 mm

EAN4000870 940006

**940.00**

⌚ 832.45

- ☞ Brushed iron  Metal
- ☞ Acero Mate  Metal
- ☞ Ferro spazzolato  Metallo



**Spot Sheela**

B-D

incl. 1x35 W, GU5,3, **C**

532 lm, 2900 K

12 V

⊖ 160 ⊖ 30 ⊕ 120 ø65

∅95 mm

EAN4000870 940457

**940.45**

⌚ 832.60

- ☞ Chrome matt/Opal
- Metal/Glass
- ☞ Cromo mate/Opal
- Metal/Cristal
- ☞ Cromo opaco/Opale
- Metallo/Vetro



**Spot Sheela**

B-D

incl. 1x35 W, GU5,3, **C**

532 lm, 2900 K

12 V

⊖ 160 ⊖ 30 ⊕ 120 ø65

∅65 mm

EAN4000870 940464

**940.46**

⌚ 832.60

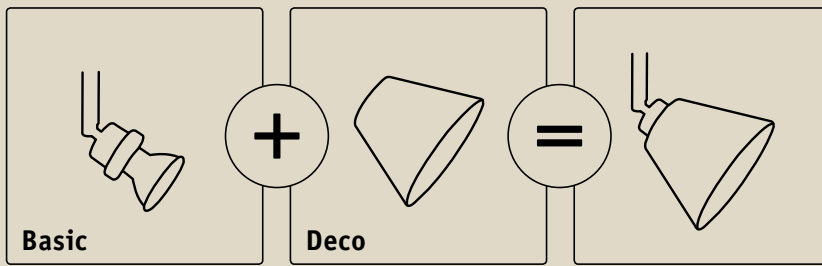
- ☞ Black/Opal  Metal/Glass
- ☞ Negro/Opal  Metal/Cristal
- ☞ Nero/Opale  Metallo/Vetro



Combine your own personal lighting system

Combine usted mismo su sistema de luz personal

Scegliete voi stessi le combinazioni per il vostro sistema d'illuminazione personalizzato



**Spot DecoSystems**

A++-A

incl. 1x3 W  
140 lm, 3000 K  
12 V



⌀160 ⌀30 ⌀130 ⌀95

⌀75 mm

EAN4000870 960165

**960.16**

- 🌀 Chrome matt 🧱 Metal
- 🌀 Cromo mate 🧱 Metal
- 🌀 Cromo opaco 🧱 Metallo

**Spot DecoSystems**

B-D

incl. 1x35 W, GU5,3,   
532 lm, 2900 K  
12 V



⌀160 ⌀30 ⌀130 ⌀95

⌀75 mm

EAN4000870 940327

**940.32**

- 💡 832.60
- 🌀 Chrome matt 🧱 Metal
- 🌀 Cromo mate 🧱 Metal
- 🌀 Cromo opaco 🧱 Metallo



Deco = 117-118

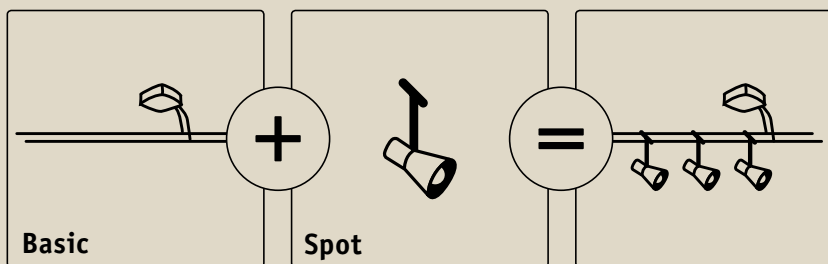




Combine your own personal lighting system

Combine usted mismo su sistema de luz personal

Scegliete voi stessi le combinazioni per il vostro sistema d'illuminazione personalizzato



**Spot Togo**

incl. 1x35 W, GU5,3, **C**  
532 lm, 2900 K  
12 V  
⌀160 ⌀80 ø51 mm  
EAN4000870 974735  
**974.73**

- ⦿ 832.60
- ⚙ Chrome **⊞** Metal
- ⚙ Cromo **⊞** Metal
- ⚙ Cromo **⊞** Metallo



**Spot Powerline**

incl. 1x50 W, G53, **B**  
510 lm, 2900 K  
∠ 24°, 3500 cd  
12 V  
⌀190 ⌀86 ø155 mm  
EAN4000870 070598  
**7059**

- ⦿ 832.61
- ⚙ Alu **⊞** Plastic
- ⚙ Aluminio **⊞** Plástico
- ⚙ Alluminio **⊞** Plastica



**Spot Mac II**

incl. 1x35 W, GU5,3, **B**  
427 lm, 2900 K  
∠ 38°, 1250 cd  
12 V  
⌀160 ⌀55 ⌀70 ⌀70 mm  
EAN4000870 974902  
**974.90**

- ⦿ 833.16
- ⚙ Chrome matt **⊞** Metal
- ⚙ Cromo mate **⊞** Metal
- ⚙ Cromo opaco **⊞** Metallo



**Spot Cardan**

incl. 1x35 W, GU5,3, **B**  
435 lm, 2900 K  
∠ 38°, 1100 cd  
12 V  
⌀125 ⌀100 ø110 mm  
EAN4000870 070666  
**7066**

- ⦿ 832.09
- ⚙ Alu/Chrome **⊞** Metal
- ⚙ Aluminio/Cromo **⊞** Metal
- ⚙ Alluminio/Cromo **⊞** Metallo



**Spot Comet**

max. 1x50 W, GU5,3  
12 V  
⌀300 ⌀300 mm  
EAN4000870 971130  
**971.1229**

- ⦿ 832.04
- ⚙ Chrome **⊞** Metal
- ⚙ Cromo **⊞** Metal
- ⚙ Cromo **⊞** Metallo




**Spot Light stick**

max. 1x50 W, GU5,3  
12 V  
⌀500 ⌀500 mm  
EAN4000870 971239  
**971.229**

- ⦿ 832.04
- ⚙ Chrome **⊞** Metal
- ⚙ Cromo **⊞** Metal
- ⚙ Cromo **⊞** Metallo

12V ~ AC

**2Easy Basic**

A++-E

max. 105 W  
230/12 V, 105 VA  
⌀110 mm ⌀180 mm 2,5 mm<sup>2</sup>  
↔5 m  
EAN4000870 940037  
**940.03**



🌀 Grey 🗍 Plastic  
🌀 Gris 🗍 Plástico  
🌀 Grigio 🗍 Plastica

**Basicsystem 150**

A++-E

max. 150 W  
230/12 V, 150 VA  
⌀110 mm ⌀160 mm 2,5 mm<sup>2</sup>  
↔5 m  
EAN4000870 053089  
**5308**



🌀 Grey 🗍 Metal  
🌀 Gris 🗍 Metal  
🌀 Grigio 🗍 Metallo

**Basicsystem 210**

A++-E

max. 210 W  
230/12 V, 210 VA  
⌀110 mm ⌀160 mm 4 mm<sup>2</sup> ↔6 m  
EAN4000870 053096  
**5309**



🌀 Grey 🗍 Metal  
🌀 Gris 🗍 Metal  
🌀 Grigio 🗍 Metallo

**Basicsystem 300**

A++-E

max. 300 W  
230/12 V, 300 VA  
⌀110 mm ⌀193 mm 4 mm<sup>2</sup> ↔7,5 m  
EAN4000870 053102  
**5310**



🌀 Grey 🗍 Metal  
🌀 Gris 🗍 Metal  
🌀 Grigio 🗍 Metallo



🌀 Clear 🗍 Copper/Plastic  
🌀 Claro 🗍 Cobre/Plástico  
🌀 Chiaro 🗍 Rame/Plastica



🌀 Tin-plated 🗍 Copper  
🌀 Niquelado 🗍 Cobre  
🌀 Stagnato 🗍 Rame

**Safety tension wire, insulated**  
**Cable tensor de seguridad, aislado**  
**Cavo tenditore di sicurezza, isolato**

4 mm<sup>2</sup> ↔8 m  
EAN4000870 979594  
**979.059** 📦

2,5 mm<sup>2</sup> ↔12 m  
EAN4000870 979693  
**979.069** 📦

4 mm<sup>2</sup> ↔100 m  
EAN4000870 006566  
**979.057**

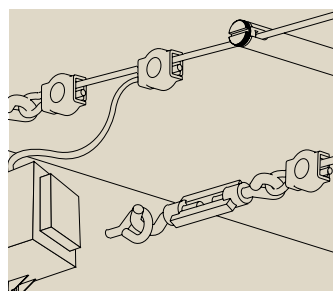
4 mm<sup>2</sup> ↔12 m  
EAN4000870 979556  
**979.055** 📦

6 mm<sup>2</sup> ↔100 m  
EAN4000870 006573  
**979.067**

6 mm<sup>2</sup> ↔12 m  
EAN4000870 979471  
**979.047** 📦

**Tension wire, uninsulated**  
**Cable tensor, no aislado**  
**Cavo tenditore, non isolato**

4 mm<sup>2</sup> ↔10 m  
EAN4000870 979051  
**979.05** 📦



**Safety wire terminal, for power input, 1 pair**  
**Sujetacables de seguridad, para alimentación eléctrica, 1 unidades**  
**Serracavo di sicurezza per l'alimentazione della corrente, 1 coppia**

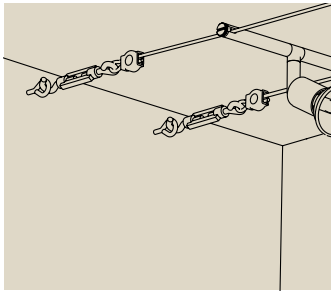


2x


🌀 Chrome 🗍 Metal  
🌀 Cromo 🗍 Metal  
🌀 Cromo 🗍 Metallo

max. 300 W

EAN4000870 978290  
**978.029** 📦

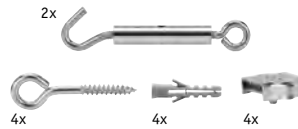
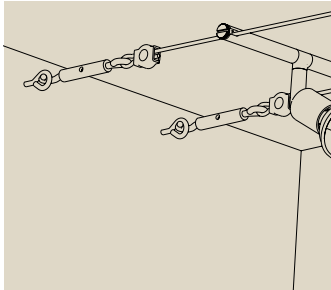


**Tension fitting kit, uninsulated**  
**Set de montaje de elementos de tensión, no aislado**  
**Set di montaggio a trazione, non isolato**



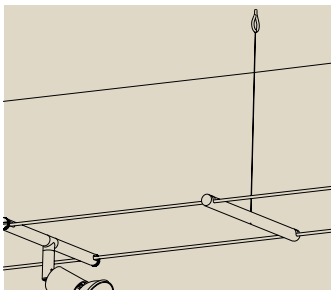
- 🔧 Tin-plated  Metal
- 🔧 Niquelado  Metal
- 🔧 Stagnato  Metallo

EAN4000870 979013  
**979.01**



- 🔧 Chrome  Metal
- 🔧 Cromo  Metal
- 🔧 Cromo  Metallo

EAN4000870 178034  
**178.03**

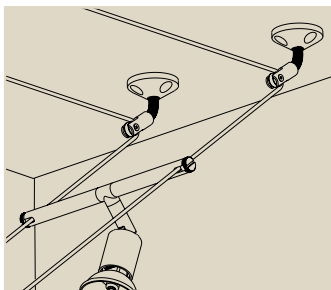


**Intermediate suspender**  
**Suspensión intermedia**  
**Sospensione intermedia**



- 🔧 Clear  Plastic
- 🔧 Claro  Plástico
- 🔧 Chiaro  Plastica

↕ 160 mm ↕ 100 cm  
 ø12 mm ⇄ 170 mm  
 EAN4000870 178140  
**178.14**

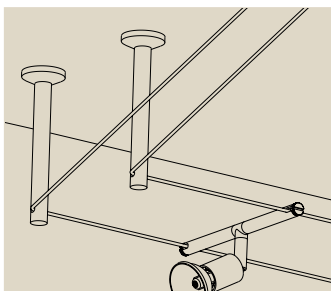


**Wall-mounted diverter, 1 pair**  
**Divisor de conexión a pared, 2 unidades**  
**Deviatore per collegamento a parete, 1 coppia**




- 🔧 Chrome matt  Metal
- 🔧 Cromo mate  Metal
- 🔧 Cromo opaco  Metallo

↕42 ø12 mm  
 EAN4000870 178102  
**178.10**

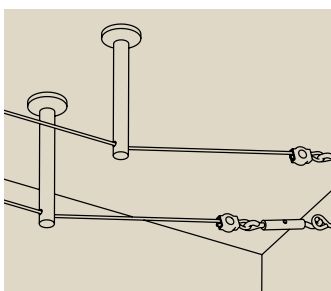


**Diverter / Suspension screw-fitted mount, 1 pair**  
**Divisor / Suspensión, para atornillar, 2 unidades**  
**Deviatore / Sospensione, da avvitare, 1 coppia**




- 🔧 Chrome matt  Metal
- 🔧 Cromo mate  Metal
- 🔧 Cromo opaco  Metallo

↕165 ø16 mm  
 EAN4000870 178065  
**178.06**

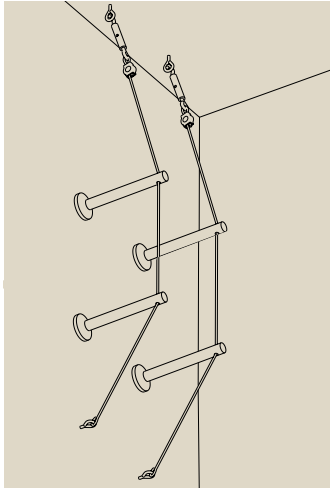


**Diverter / Suspension screw-fitted mount, 1 pair**  
**Divisor / Suspensión, para atornillar, 2 unidades**  
**Deviatore / Sospensione, da avvitare, 1 coppia**




- 🔧 Chrome  Metal
- 🔧 Cromo  Metal
- 🔧 Cromo  Metallo

↕165 ø16 mm  
 EAN4000870 178249  
**178.24**

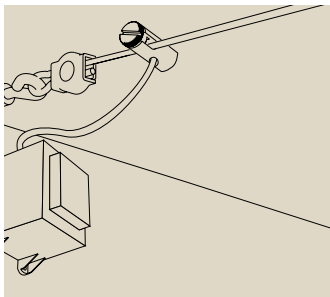


**Tension fitting kit**  
**Set de montaje de elementos de tensión**  
**Set di montaggio a trazione**



🔧 Chrome 🏠 Metal  
 🔧 Cromo 🏠 Metal  
 🔧 Cromo 🏠 Metallo

↕165 ø16 mm  
 EAN4000870 178348  
**172.34**

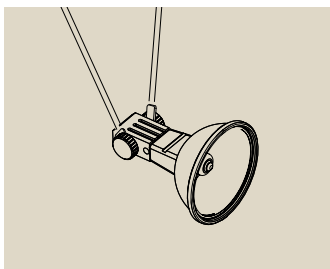


**Power Input, 1 pair**  
**Alimentación Eléctrica, 2 unidades**  
**Alimentazione, 1 coppia**



🔧 Chrome matt 🏠 Metal  
 🔧 Cromo mate 🏠 Metal  
 🔧 Cromo opaco 🏠 Metallo

max. 300 W  
 12 V  
 ↕30 mm ø12 mm 6 mm<sup>2</sup>  
 EAN4000870 972830  
**972.83**



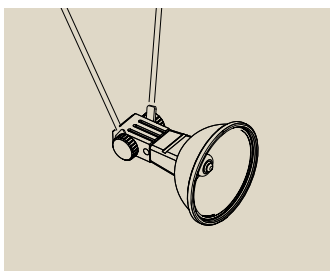
**Socket bulb fitting for wire systems**  
**Portalámparas Socket, para sistemas de cables**  
**Porta-lampada Socket per sistemi a cavi**



🔧 Black 🏠 Metal  
 🔧 Negro 🏠 Metal  
 🔧 Nero 🏠 Metallo

max. 1x35 W, G4  
 12 V

EAN4000870 978412  
**978.41** 📦



**Socket bulb fitting for wire systems**  
**Portalámparas Socket, para sistemas de cables**  
**Porta-lampada Socket per sistemi a cavi**



max. 1x50 W, GX5,3  
 12 V

EAN4000870 978450  
**978.45** 📦

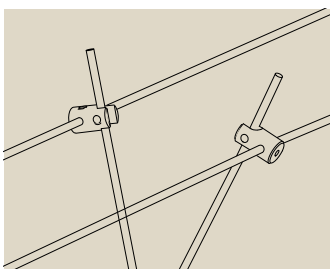
🔧 Black 🏠 Metal  
 🔧 Negro 🏠 Metal  
 🔧 Nero 🏠 Metallo



max. 1x50 W, GX5,3  
 12 V

EAN4000870 978443  
**978.44** 📦

🔧 White 🏠 Metal  
 🔧 Blanco 🏠 Metal  
 🔧 Bianco 🏠 Metallo



**Wire block for wire systems max. 150W / rod systems max. 300W, double pack**  
**Cilindro para sistemas de cables máx. 150W / Sistemas de barras máx. 300W pack de dos unidades**  
**Bloccetto del cavo per sistemi a cavi max. 150W / sistemi ad aste max. 300W in confezione doppia**



🔧 Chrome 🏠 Metal  
 🔧 Cromo 🏠 Metal  
 🔧 Cromo 🏠 Metallo


max. 150 W  
 12 V

EAN4000870 978191  
**978.019** 📦

# Rail

132 URail


171 Rail 12V



132 Spot Uplight Salto



137 Spot Flood



134 Spot Inline



166 Line Connector





**URail – the flexible 230V rail system from Paulmann**


Maximal multifunctionality: URail is the universal 230 V-rail system for direct ceiling mounting or otherwise with ceiling clearance and that completely without transformer. Complete sets, spots (3 different types), pendants and the rails are available in the material colours chrome matt or white.

**URail – El flexible sistema de raíles a 230V de Paulmann**

Máxima versatilidad: URail es el sistema universal de raíles de 230 V para el montaje directo en el techo o con separación opcional del techo, sin necesidad de transformador. Tanto juegos completos como focos (en 3 diferentes tecnologías de iluminación), lámparas colgantes y raíles están disponibles en material de color cromo mate o blanco.

**URail – Il sistema di illuminazione a binario flessibile da 230 V Paulmann**

Massima versatilità: URail è il sistema di illuminazione universale a binario da 230 V per il montaggio diretto a soffitto o, a scelta, con distanza dal soffitto. Il tutto senza l'impiego di trasformatore. Set completi, spot (in tre soluzioni illuminotecniche), sospensioni e binari disponibili nei colori cromo opaco o bianco.



CM



**Spot Uplight Salto**

A++-A

incl. 1x16 W  
1316 lm, 2700 K  
230 V  
⌀19 ⇄135 ↗130 mm  
EAN4000870 953211

LED



R, L, C

**953.21 new**



- 🔗 Chrome matt 🏠 Metal
- 🔗 Cromo mate 🏠 Metal
- 🔗 Cromo opaco 🏠 Metallo



CM



**Spot Uplight Case**

A++-A

incl. 1x16 W  
1408 lm, 2700 K  
230 V  
⌀19 ⇄165 ↗90 mm  
EAN4000870 953235

LED




R, L, C

**953.23 new**



- 🔗 Chrome matt 🏠 Metal
- 🔗 Cromo mate 🏠 Metal
- 🔗 Cromo opaco 🏠 Metallo



CM

**Panel Double**

A++-A

incl. 2x4 W  
695 lm, 2700 K  
230 V  
↔127 mm ↗30 mm ↔288 m  
EAN4000870 953099

LED



R, L, C

**953.09 new**

- ☞ Chrome matt/Chrome
- ☞ Pressure-cast aluminium/Plastic
- ☞ Cromo mate/Cromo
- ☞ Aluminio inyectado a presión/Plástico
- ☞ Cromo opaco/Cromo
- ☞ Alluminio pressofuso/Plastica



CM

**Panel Ring**

A++-A

incl. 1x7 W  
812 lm, 2700 K  
230 V  
ø220 ↗30 mm  
EAN4000870 953150

LED



R, L, C

**953.15 new**

- ☞ Chrome matt/Chrome
- ☞ Pressure-cast aluminium/Plastic
- ☞ Cromo mate/Cromo
- ☞ Aluminio inyectado a presión/Plástico
- ☞ Cromo opaco/Cromo
- ☞ Alluminio pressofuso/Plastica



CM

**Panel Loop**

A++-A

incl. 1x7 W  
812 lm, 2700 K  
230 V  
↔110 mm ↗35 mm ↔380 m  
EAN4000870 953198


LED



R, L, C

**953.19 new**

- ☞ Chrome matt/Chrome
- ☞ Pressure-cast aluminium/Plastic
- ☞ Cromo mate/Cromo
- ☞ Aluminio inyectado a presión/Plástico
- ☞ Cromo opaco/Cromo
- ☞ Alluminio pressofuso/Plastica



- 🔧 Transparent 🏠 Plastic
- 🔧 Trasparente 🏠 Plástico
- 🔧 Traspasparente 🏠 Plastica



### Spot Inline

incl. 1x2 W  
40lm, 2700 K  
230 V  
⌀18 ⇔276 ⌀7 mm  
EAN4000870 951293  
**951.29**

A++-A



CM

- 🔧 Chrome matt 🏠 Metal
- 🔧 Cromo mate 🏠 Metal
- 🔧 Cromo opaco 🏠 Metallo



### Spot Pillow

incl. 1x24 W / 1x5 W  
1500+240 lm, 2700 K  
⊘ 110°, 560 cd  
230 V  
⌀290-390 ⇔230 ⌀130 mm  
EAN4000870 951231  
**951.23**

A++-A



CM

- 🔧 Chrome matt/Chrome 🏠 Metal
- 🔧 Cromo mate/Cromo 🏠 Metal
- 🔧 Cromo opaco/Cromo 🏠 Metallo



### Spot Scene

incl. 1x10 W  
818 lm, 2700 K  
⊘ 60°, 724 cd  
230 V, 11 VA  
⌀158 ⇔200 ⌀58 mm  
EAN4000870 951804  
**951.80**

A++-A



CM

- 🔧 Chrome matt 🏠 Metal
- 🔧 Cromo mate 🏠 Metal
- 🔧 Cromo opaco 🏠 Metallo



### Spot Linear II

incl. 2x7,8 W  
2x405 lm, 2700 K  
⊘ 45°, 376 cd  
2x10 VA  
⌀125 ⇔230 ⌀65 mm  
EAN4000870 952184  
**952.18 new**

A++-A







CM

- ☞ Chrome matt/Chrome ☐ Metal
- ☞ Cromo mate/Cromo ☐ Metal
- ☞ Cromo opaco/Cromo ☐ Metallo



**Spot TecLED II**

A++-A

incl. 2×6,5W  
 2×480 lm, 2700 K  
 < 35°  
 230V  
 ⌀240 ⇔60 ↗178 mm  
 EAN4000870 952078  
**952.07 new**



CM

- ☞ Chrome matt/White ☐ Metal
- ☞ Cromo mate/Blanco ☐ Metal
- ☞ Cromo opaco/Bianco ☐ Metallo



**Spot TecLED II**

A++-A

incl. 2×6,5W  
 2×480 lm, 2700 K  
 < 35°  
 230V  
 ⌀240 ⇔60 ↗178 mm  
 EAN4000870 952115  
**952.11 new**



CM

- ☞ Chrome matt/Chrome ☐ Metal
- ☞ Cromo mate/Cromo ☐ Metal
- ☞ Cromo opaco/Cromo ☐ Metallo



**Spot TecLED II**

A++-A

incl. 1×6,5W  
 480 lm, 2700 K  
 < 35°  
 230V  
 ⌀240 ⇔60 ↗105 mm  
 EAN4000870 952061  
**952.06 new**



CM

- ☞ Chrome matt/White ☐ Metal
- ☞ Cromo mate/Blanco ☐ Metal
- ☞ Cromo opaco/Bianco ☐ Metallo



**Spot TecLED II**

A++-A

incl. 1×6,5W  
 480 lm, 2700 K  
 < 35°  
 230V  
 ⌀240 ⇔60 ↗105 mm  
 EAN4000870 952108  
**952.10 new**







CM

- ☞ Chrome matt/Chrome ☒ Metal
- ☞ Cromo mate/Cromo ☒ Metal
- ☞ Cromo opaco/Cromo ☒ Metallo



### Spot Loupe

A++-A

incl. 1×10 W  
725 lm, 2700 K  
∠ 60°, 601 cd  
230 V, 11 VA  
∅198 ⇄180 ↗119 mm  
EAN4000870 951781

951.78



CM

- ☞ Chrome matt/Chrome ☒ Metal
- ☞ Cromo mate/Cromo ☒ Metal
- ☞ Cromo opaco/Cromo ☒ Metallo



### Spot Channel II

A++-A

incl. 1×8,2 W  
646 lm, 2700 K  
∠ 31°  
∅150 ⇄161 ↗50 mm  
EAN4000870 952146

952.14 new



CM

- ☞ Chrome matt/Chrome ☒ Metal
- ☞ Cromo mate/Cromo ☒ Metal
- ☞ Cromo opaco/Cromo ☒ Metallo



### Spot Vision II

A++-A

incl. 1×8,2 W  
615 lm, 2700 K  
∠ 31°  
∅147 ⇄145 ↗61 mm  
EAN4000870 952153

952.15 new



CM

- ☞ Chrome matt/Chrome ☒ Metal
- ☞ Cromo mate/Cromo ☒ Metal
- ☞ Cromo opaco/Cromo ☒ Metallo



### Spot Wankel

A++-A

incl. 1×5,4 W  
450 lm, 2700 K  
∠ 35°  
230 V  
∅173 ∅55 ↗78 mm  
EAN4000870 952047

952.04 new





CM

- ☞ Chrome matt/Chrome
- ☞ Metal/Plastic
- ☞ Cromo mate/Cromo
- ☞ Metal/Plástico
- ☞ Cromo opaco/Cromo
- ☞ Metallo/Plastica



### Spot Drive

A++-A

incl. 1x5,4 W  
 450 lm, 2700 K  
 < 38°  
 ⌀200 ⌀62 ⌀110 mm  
 EAN4000870 952122  
**952.12 new**



CM

- ☞ Chrome matt/Chrome ☞ Metal
- ☞ Cromo mate/Cromo ☞ Metal
- ☞ Cromo opaco/Cromo ☞ Metallo



### Spot PowerLED

A++-A

incl. 1x7,6 W  
 430 lm, 2700 K  
 < 30°, 726 cd  
 ⌀195 ⌀180 ⌀60 mm  
 EAN4000870 952191  
**952.19 new**



CM

- ☞ Chrome matt ☞ Metal
- ☞ Cromo mate ☞ Metal
- ☞ Cromo opaco ☞ Metallo



### Spot Pedal

A++-A

incl. 1x5 W  
 395 lm, 2700 K  
 < 100°  
 230 V  
 ⌀175 ⌀50 ⌀48 mm  
 EAN4000870 952696  
**952.69 new**



CM

- ☞ Chrome matt/Chrome ☞ Metal
- ☞ Cromo mate/Cromo ☞ Metal
- ☞ Cromo opaco/Cromo ☞ Metallo



### Spot Flood

A++-A

incl. 1x10 W  
 340 lm, 2700 K  
 < 55°, 434 cd  
 230 V, 11 VA  
 ⌀150 ⌀180 ⌀60 mm  
 EAN4000870 951767  
**951.76**





CM

- 🔧 Chrome matt 🏠 Metal
- 🔧 Cromo mate 🏠 Metal
- 🔧 Cromo opaco 🏠 Metallo



### Spot Circle

A++-A

incl. 1×5 W  
308 lm, 2700 K  
◁ 90°  
230 V  
⤴147 ⇔98 ⤵50 mm  
EAN4000870 952719



**952.71 new**



CM

- 🔧 Chrome matt 🏠 Metal
- 🔧 Cromo mate 🏠 Metal
- 🔧 Cromo opaco 🏠 Metallo



### Spot Ledmanz2

A++-A

incl. 1×3 W  
250 lm, 3000 K  
700 cd  
230 V  
⤴150 ⌀55 ⤵100 mm  
EAN4000870 950371



**950.37**



CM

- 🔧 Chrome matt/Chrome 🏠 Metal
- 🔧 Cromo mate/Cromo 🏠 Metal
- 🔧 Cromo opaco/Cromo 🏠 Metallo



### Spot Capsule

A++-A

incl. 1×4,5 W  
241 lm, 2700 K  
◁ 30°  
230 V  
⤴210 ⇔80 ⤵80 mm  
EAN4000870 952788



**952.78 new**



CM

- 🔧 Chrome matt 🏠 Metal
- 🔧 Cromo mate 🏠 Metal
- 🔧 Cromo opaco 🏠 Metallo



### Spot Shine

A++-A

incl. 1×5 W  
225 lm, 2700 K  
◁ 75°  
230 V  
⤴180 ⇔59 ⤵90 mm  
EAN4000870 952733



**952.73 new**



CM

- ☞ Chrome matt ☒ Metal
- ☞ Cromo mate ☒ Metal
- ☞ Cromo opaco ☒ Metallo

💡 282.84



### Spot Roncalli II

A+-E

incl. 1×11 W, GU10,  $\triangleleft$  A

590 lm, 2700 K

$\triangleleft$  25°, 1900 cd

230 V

⌀200 ⌀111 ↗110 mm

EAN4000870 952801

**952.80 new**

LED



CM

- ☞ Chrome matt/Chrome ☒ Metal
- ☞ Cromo mate/Cromo ☒ Metal
- ☞ Cromo opaco/Cromo ☒ Metallo

💡 283.00



### Spot Cone

A+-E

incl. 1×6,5 W, GU10,  $\triangleleft$  A

425 lm, 2700 K

$\triangleleft$  38°, 950 cd

230 V

⌀180 ⌀85 ↗90 mm

EAN4000870 952283

**952.28 new**

LED



CM

- ☞ Chrome matt/Chrome ☒ Metal
- ☞ Cromo mate/Cromo ☒ Metal
- ☞ Cromo opaco/Cromo ☒ Metallo

💡 283.00



### Spot Barelli

A+-E

incl. 1×6,5 W, GU10,  $\triangleleft$  A

425 lm, 2700 K

$\triangleleft$  38°, 950 cd

230 V

⌀165 ⌀51 ⇔100 ↗51 mm

EAN4000870 951545

**951.54**

LED



CM

- ☞ Chrome matt/Chrome ☒ Metal
- ☞ Cromo mate/Cromo ☒ Metal
- ☞ Cromo opaco/Cromo ☒ Metallo

💡 283.00



### Spot Tube

A+-E

incl. 1×6,5 W, GU10,  $\triangleleft$  A

425 lm, 2700 K

$\triangleleft$  38°, 950 cd

230 V

⌀112 ⌀65 mm

EAN4000870 952856

**952.85 new**

LED





CM

- ☞ Chrome matt/Chrome ☒ Metal
- ☞ Cromo mate/Cromo ☒ Metal
- ☞ Cromo opaco/Cromo ☒ Metallo

💡 282.99



### Spot Pipe

A++-E

incl. 1×3,5 W, GU10, <A+>  
 230 lm, 2700 K  
 <math>\sphericalangle</math> 38°, 550 cd  
 230 V  
 ⚙️150 ⌀65 ↗100 mm  
 EAN4000870 952276

**952.27 new**



CM

- ☞ Chrome matt/Chrome/Black ☒ Metal
- ☞ Cromo mate/Cromo/Negro ☒ Metal
- ☞ Cromo opaco/Cromo/Nero ☒ Metallo

💡 282.99



### Spot Scale

A++-E

incl. 1×3,5 W, GU10, <A+>  
 230 lm, 2700 K  
 <math>\sphericalangle</math> 38°, 550 cd  
 230 V  
 ⚙️160 ⌀60 ↗95 mm  
 EAN4000870 952290

**952.29 new**



CM

- ☞ Chrome matt/White ☒ Metal/Glass
- ☞ Cromo mate/Blanco ☒ Metal/Cristal
- ☞ Cromo opaco/Bianco ☒ Metallo/Vetro

💡 281.87



### Spot Wolbi

A++-E

incl. 1×3,5 W, GZ10, <A+>  
 250 lm, 2700 K  
 230 V  
 ⚙️150 ⌀100 ↗135 mm  
 EAN4000870 951811

**951.81**



CM

- ☞ Chrome matt/Opal ☒ Metal/Glass
- ☞ Cromo mate/Opal ☒ Metal/Cristal
- ☞ Cromo opaco/Opale ☒ Metallo/Vetro

💡 282.24



### Spot Kundry

A++-E

incl. 1×3 W, GU10, <A+>  
 250 lm, 2700 K  
 230 V  
 ⚙️175 ⌀60 ↗140 mm  
 EAN4000870 951170

**951.17**







CM

- ☞ Chrome matt/White
- ☒ Metal/Glass
- ☞ Cromo mate/Blanco
- ☒ Metal/Cristal
- ☞ Cromo opaco/Bianco
- ☒ Metallo/Vetro

☞ 282.24



### Spot Quad

A++-E

incl. 1×3 W, GZ10,  $\triangleleft$ A<sup>+</sup>  
 250 lm, 2700 K  
 230 V  
 $\hat{h}$ 150  $\hat{d}$ 100  $\hat{r}$ 135 mm  
 EAN4000870 951187  
**951.18**



CM

- ☞ Chrome matt/Satin
- ☒ Metal/Glass
- ☞ Cromo mate/Satinada
- ☒ Metal/Cristal
- ☞ Cromo opaco/Satinato
- ☒ Metallo/Vetro

☞ 282.24



### Spot Phara

A++-E

incl. 1×3 W, GU10,  $\triangleleft$ A<sup>+</sup>  
 250 lm, 2700 K  
 230 V  
 $\hat{h}$ 180  $\hat{d}$ 75  $\hat{r}$ 145 mm  
 EAN4000870 951194  
**951.19**



CM

- ☞ Chrome matt/Chrome
- ☒ Metal/Glass
- ☞ Cromo mate/Cromo
- ☒ Metal/Cristal
- ☞ Cromo opaco/Cromo
- ☒ Metallo/Vetro

☞ 283.38



### Spot Titirel II

A++-E

incl. 1×2,2 W, G9  
 200 lm, 2700 K  
 230 V  
 $\hat{h}$ 225  $\hat{d}$ 60  $\hat{r}$ 150 mm  
 EAN4000870 953075  
**953.07 new**



CM

- ☞ Chrome matt ☒ Metal
- ☞ Cromo mate ☒ Metal
- ☞ Cromo opaco ☒ Metallo

☞ 3649




### Spot Mega

A++-E

incl. 1×3 W, GU10,  $\triangleleft$ A<sup>+</sup>  
 135 lm, 2700 K  
 $\sphericalangle$  100°, 65 cd  
 230 V  
 $\hat{h}$ 165  $\hat{d}$ 70  $\hat{r}$ 90 mm  
 EAN4000870 951217  
**951.21**





CM

- ☞ Chrome matt Metal
- ☞ Cromo mate Metal
- ☞ Cromo opaco Metallo

☞ 3649



### Spot Rumas

A++-E

incl. 1×3 W, GU10,   
 135 lm, 2700 K  
 ∠ 100°, 65 cd  
 230 V  
 ⌀115 ø55 ↗130 mm  
 EAN4000870 951224  
**951.22**



CM

- ☞ Chrome matt Metal
- ☞ Cromo mate Metal
- ☞ Cromo opaco Metallo

☞ 800.36



### Spot Mega

D-E

incl. 1×40 W, GU10,   
 300 lm, 2900 K  
 ∠ 30°, 900 cd  
 230 V  
 ⌀165 ø70 ↗95 mm  
 EAN4000870 951682  
**951.68**



CM

- ☞ Chrome matt/Black Metal
- ☞ Cromo mate/Negro Metal
- ☞ Cromo opaco/Nero Metallo

☞ 836.35



### Spot Klingsor

D-E

incl. 1×50 W, GU10,   
 292 lm, 2900 K  
 ∠ 30°, 800 cd  
 230 V  
 ⌀170 ø51 ↗145 mm  
 EAN4000870 968437  
**968.43**



CM

- ☞ Chrome matt Metal
- ☞ Cromo mate Metal
- ☞ Cromo opaco Metallo

☞ 229.53



### Spot Roncalli

D-E

incl. 1×50 W, GU10,   
 250 lm, 2900 K  
 ∠ 24°, 1300 cd  
 230 V  
 ⌀200 ø111 ↗105 mm  
 EAN4000870 968451  
**968.45**





CM


- ☞ Chrome matt ☒ Metal
- ☞ Cromo mate ☒ Metal
- ☞ Cromo opaco ☒ Metallo

☞ 836.44



### Spot Barelli

D-E

incl. 1×50 W, GU10,   
 315 lm, 2900 K  
 < 30°, 700 cd  
 230 V  
 ⌀165 ø51 ↗100 mm  
 EAN4000870 968468

**968.46**



CM


- ☞ Chrome matt/Opal ☒ Metal/Glass
- ☞ Cromo mate/Opal
- ☒ Metal/Cristal
- ☞ Cromo opaco/Opale
- ☒ Metallo/Vetro

☞ 800.44



### Spot Barelli

D-E

incl. 1×40 W, GZ10,   
 586 lm, 2800 K  
 230 V  
 ⌀175 ø85 ↗105 mm  
 EAN4000870 968475

**968.47**



CM


- ☞ Chrome matt/Opal ☒ Metal/Glass
- ☞ Cromo mate/Opal
- ☒ Metal/Cristal
- ☞ Cromo opaco/Opale
- ☒ Metallo/Vetro

☞ 800.44



### Spot Kundry

D-E

incl. 1×40 W, GZ10,   
 586 lm, 2800 K  
 230 V  
 ⌀200 ø60 ↗120 mm  
 EAN4000870 968420

**968.42**



CM


- ☞ Chrome matt ☒ Metal
- ☞ Cromo mate ☒ Metal
- ☞ Cromo opaco ☒ Metallo

☞ 800.36



### Spot Ring

D-E

incl. 1×40 W, GU10,   
 300 lm, 2900 K  
 < 30°, 900 cd  
 230 V  
 ⌀200 ø85 ↗120 mm  
 EAN4000870 951729

**951.72**

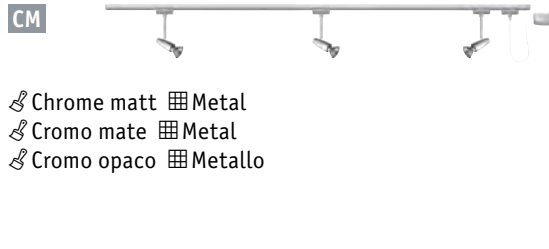




CM

- ☞ Chrome matt ☒ Metal
- ☞ Cromo mate ☒ Metal
- ☞ Cromo opaco ☒ Metallo


☞ 836.44



**Set Barelli**

D-E

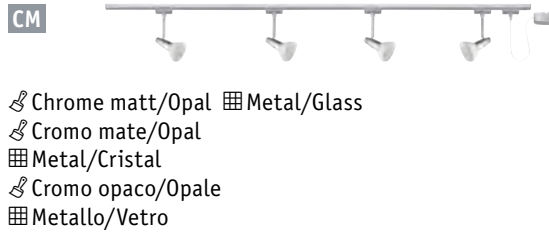
incl. 3×50 W, GU10, ◁D  
 3×315 lm, 2900 K  
 ◁ 30°, 700 cd  
 230 V  
 ⇔2,05 m  
 EAN4000870 951095  
**951.09**



CM

- ☞ Chrome matt/Opal ☒ Metal/Glass
- ☞ Cromo mate/Opal
- ☒ Metal/Cristal
- ☞ Cromo opaco/Opale
- ☒ Metallo/Vetro

☞ 800.44



**Set Barelli**

D-E

incl. 4×40 W, GZ10, ◁D  
 4×586 lm, 2800 K  
 230 V  
 ⇔2 m  
 EAN4000870 968369  
**968.36**



CM

- ☞ Chrome matt/Dichroic
- ☒ Metal/Glass
- ☞ Cromo mate/Dicroico
- ☒ Metal/Cristal
- ☞ Cromo opaco/Dicroico
- ☒ Metallo/Vetro

☞ 800.44



**Set Dichroic**

D-E

incl. 4×40 W, GZ10, ◁D  
 4×586 lm, 2800 K  
 230 V  
 ⇔2 m  
 EAN4000870 950937  
**950.93**






CM

- 🔧 Chrome matt 🏠 Metal
- 🔧 Cromo mate 🏠 Metal
- 🔧 Cromo opaco 🏠 Metallo

💡 800.36

**Set Ring**

incl. 4×40 W, GU10,   
 4×300 lm, 2900 K  
 <math>\sphericalangle</math> 30°, 900 cd  
 230 V  
 ⇔ 2 m  
 EAN4000870 951736  
**951.73**

D-E




CM

- 🔧 Chrome matt 🏠 Metal
- 🔧 Cromo mate 🏠 Metal
- 🔧 Cromo opaco 🏠 Metallo

💡 800.36

**Set Mega**

incl. 4×40 W, GU10,   
 4×300 lm, 2900 K  
 <math>\sphericalangle</math> 30°, 900 cd  
 230 V  
 ⇔ 2 m  
 EAN4000870 951699  
**951.69**

D-E




CM

- 🔧 Chrome matt 🏠 Metal
- 🔧 Cromo mate 🏠 Metal
- 🔧 Cromo opaco 🏠 Metallo

💡 229.53

**Set Roncalli**

incl. 4×50 W, GU10,   
 4×250 lm, 2900 K  
 <math>\sphericalangle</math> 24°, 1300 cd  
 230 V  
 ⇔ 2 m  
 EAN4000870 968529  
**968.52**

D-E








CM

- 🔧 Chrome matt/Alu 🏠 Metal
- 🔧 Cromo mate/Aluminio 🏠 Metal
- 🔧 Cromo opaco/Alluminio 🏠 Metallo



**LED Pendulum Barrel**

incl. 1×6 W  
370 lm, 2700 K  
∠ 106°, 139 cd  
230 V, 10 VA  
∅ 135 cm ø 85 mm  
EAN4000870 951774  
**951.77**

A++-A

LED



CM

- 🔧 Chrome matt/Chrome 🏠 Metal
- 🔧 Cromo mate/Cromo 🏠 Metal
- 🔧 Cromo opaco/Cromo 🏠 Metallo



**Pendulum Capsule**

incl. 1×4,5 W  
238 lm, 2700 K  
230 V  
∅ 134 cm ø 87 mm  
EAN4000870 952740  
**952.74 new**

A++-A

LED



CM

- 🔧 Chrome matt/Clear/Satin 🏠 Glass
- 🔧 Cromo mate/Claro/Satinada 🏠 Cristal
- 🔧 Cromo opaco/Chiaro/Satinato 🏠 Vetro



**Arido**

incl. 1×3 W  
230 V  
∅ 135 cm ø 122 mm  
EAN4000870 953600  
**953.60 new**

-

LED



CM

- 🔧 Chrome matt/Satin 🏠 Glass
- 🔧 Cromo mate/Satinada 🏠 Cristal
- 🔧 Cromo opaco/Satinato 🏠 Vetro



**Remo**

incl. 1×3 W, GU10  
250 lm, 2700 K  
230 V  
∅ 135 cm ø 103 mm  
EAN4000870 953617  
**953.61 new**

-

LED




💡 282.24



CM

- 🔧 Chrome matt/Opal 🏠 Glass
- 🔧 Cromo mate/Opal 🏠 Cristal
- 🔧 Cromo opaco/Opale 🏠 Vetro

💡 800.44

**Pendulum Sarrasani**

D-E


incl. 1×40 W, GZ10,   
 586 lm, 2800 K  
 230 V  
 ⚙️ 135 cm ø140 mm  
 EAN4000870 950913  
**950.91**

Halogen  
230V

CM

- 🔧 Chrome matt/Dichroic 🏠 Glass
- 🔧 Cromo mate/Dicroico 🏠 Cristal
- 🔧 Cromo opaco/Dicroico 🏠 Vetro

💡 800.44

**Pendulum Sarrasani**

D-E

incl. 1×40 W, GZ10,   
 586 lm, 2800 K  
 230 V  
 ⚙️ 135 cm ø140 mm  
 EAN4000870 950920  
**950.92**

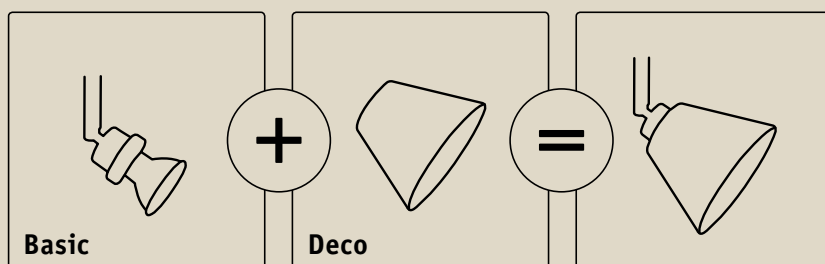
Halogen  
230V



*Combine your own personal lighting system*

*Combine usted mismo su sistema de luz personal*

*Scegliete voi stessi le combinazioni per il vostro sistema d'illuminazione personalizzato*



- CM**
- ☞ Chrome matt ☒ Metal
  - ☞ Cromo mate ☒ Metal
  - ☞ Cromo opaco ☒ Metallo

💡 281.87



**Basic-Spot** A++-E  
 incl. 1×3,5 W, GZ10, A\*  
 250 lm, 2700 K  
 230 V  
 ⚙️125 ⌀51 ↗️50 mm  
 EAN4000870 951828  
**951.82**

A++-E

LED



**Basic-Pendulum** A++-E  
 incl. 1×3,5 W, GZ10, A\*  
 250 lm, 2700 K  
 230 V  
 ⚙️135 cm  
 EAN4000870 951835  
**951.83**

A++-E

LED



**Rado**

max. 50 W  
 ⚙ 90 ø72 mm  
 EAN4000870 953556  
**953.55 new**

🌀 Clear 🗄 Glass  
 🌀 Claro 🗄 Cristal  
 🌀 Chiaro 🗄 Vetro

**Turno**

max. 50 W  
 ⚙ 90 ø80 mm  
 EAN4000870 953563  
**953.56 new**

🌀 Satin 🗄 Glass  
 🌀 Satinada 🗄 Cristal  
 🌀 Satinato 🗄 Vetro

**Vico**

max. 50 W  
 ⚙ 90 ø75 mm  
 EAN4000870 953570  
**953.57 new**

🌀 Clear 🗄 Glass  
 🌀 Claro 🗄 Cristal  
 🌀 Chiaro 🗄 Vetro

**Vento**


max. 50 W  
 ⚙ 95 ø80 mm  
 EAN4000870 953587  
**953.58 new**

🌀 Satin 🗄 Glass  
 🌀 Satinada 🗄 Cristal  
 🌀 Satinato 🗄 Vetro

**Vento**

max. 50 W  
 ⚙ 95 ø80 mm  
 EAN4000870 953594  
**953.59 new**

🌀 Smoke glass 🗄 Glass  
 🌀 Vidrio opaco 🗄 Cristal  
 🌀 Vetro opaco 🗄 Vetro

**Tessa**

max. 50 W  
 ⚙ 152 ø255 mm  
 EAN4000870 603246  
**603.24 new**

🌀 Blue 🗄 Cloth  
 🌀 Azul 🗄 Paño  
 🌀 Blu 🗄 Panno

**Tessa**

max. 50 W  
 ⚙ 152 ø255 mm  
 EAN4000870 603253  
**603.25 new**

🌀 Yellow 🗄 Cloth  
 🌀 Amarillo 🗄 Paño  
 🌀 Giallo 🗄 Panno

**Tessa**

max. 50 W  
 ⚙ 152 ø255 mm  
 EAN4000870 603260  
**603.26 new**

🌀 White 🗄 Cloth  
 🌀 Blanco 🗄 Paño  
 🌀 Bianco 🗄 Panno

**Tessa**

max. 50 W  
 ⚙ 152 ø255 mm  
 EAN4000870 603277  
**603.27 new**

🌀 Pink 🗄 Cloth  
 🌀 Rosa 🗄 Paño  
 🌀 Rosa 🗄 Panno



**Zyli**

max. 50 W  
 ⚡80 ø70 mm  
 EAN4000870 600047  
**600.04**

- 🔗 White 🗒 Glass
- 🔗 Blanco 🗒 Cristal
- 🔗 Bianco 🗒 Vetro

**Zyli**

max. 50 W  
 ⚡80 ø70 mm  
 EAN4000870 600054  
**600.05**

- 🔗 White/Black 🗒 Glass
- 🔗 Blanco/Negro 🗒 Cristal
- 🔗 Bianco/Nero 🗒 Vetro

**Zyli**

max. 50 W  
 ⚡80 ø70 mm  
 EAN4000870 600535  
**600.53**

- 🔗 Opal/Black 🗒 Glass
- 🔗 Opal/Negro 🗒 Cristal
- 🔗 Opale/Nero 🗒 Vetro



**Zyli**

max. 50 W  
 ⚡80 ø70 mm  
 EAN4000870 600061  
**600.06**

- 🔗 Brown 🗒 Glass
- 🔗 Marrón 🗒 Cristal
- 🔗 Marrone 🗒 Vetro

**Wolbi**

max. 50 W  
 ⚡80 ø90 mm  
 EAN4000870 600566  
**600.56**

- 🔗 Beige 🗒 Ceramic
- 🔗 Beige 🗒 Cerámica
- 🔗 Beige 🗒 Ceramica

**Wolbi**

max. 50 W  
 ⚡80 ø90 mm  
 EAN4000870 600078  
**600.07**

- 🔗 White 🗒 Glass
- 🔗 Blanco 🗒 Cristal
- 🔗 Bianco 🗒 Vetro



**Wolbi**

max. 50 W  
 ⚡80 ø90 mm  
 EAN4000870 600085  
**600.08**

- 🔗 White 🗒 Metal
- 🔗 Blanco 🗒 Metal
- 🔗 Bianco 🗒 Metallo

**Wolbi**

max. 50 W  
 ⚡80 ø90 mm  
 EAN4000870 600092  
**600.09**

- 🔗 White/Alu 🗒 Metal
- 🔗 Blanco/Aluminio 🗒 Metal
- 🔗 Bianco/Alluminio 🗒 Metallo

**Wolbi**

max. 50 W  
 ⚡80 ø90 mm  
 EAN4000870 600115  
**600.11**

- 🔗 Dichroic 🗒 Glass
- 🔗 Dicroico 🗒 Cristal
- 🔗 Dicroico 🗒 Vetro



**Kegi**

max. 50 W  
 ⚙️80 ø110 mm  
 EAN4000870 600122  
**600.12**

🎨 White 🏠 Glass  
 🎨 Blanco 🏠 Cristal  
 🎨 Bianco 🏠 Vetro

**Kegi**

max. 50 W  
 ⚙️80 ø110 mm  
 EAN4000870 600146  
**600.14**

🎨 White/Black 🏠 Glass  
 🎨 Blanco/Negro 🏠 Cristal  
 🎨 Bianco/Nero 🏠 Vetro

**Quad**

max. 50 W  
 ⚙️80 ø75 mm  
 EAN4000870 600153  
**600.15**

🎨 White 🏠 Glass  
 🎨 Blanco 🏠 Cristal  
 🎨 Bianco 🏠 Vetro

**Wolbi**

max. 50 W  
 ⚙️70 ø90 mm  
 EAN4000870 600559  
**600.55**

🎨 Opal 🏠 Glass  
 🎨 Opal 🏠 Cristal  
 🎨 Opale 🏠 Vetro



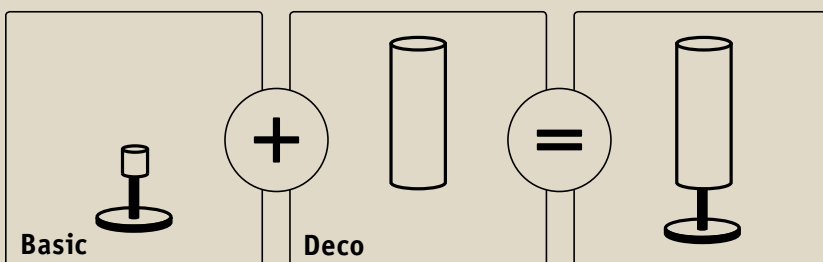


998.43 + 950.03 + 998.40

*Combine your own personal lighting system*

*Combine usted mismo su sistema de luz personal*

*Scegliete voi stessi le combinazioni per il vostro sistema d'illuminazione personalizzato*






CM

- ☞ Chrome matt ☒ Metal
- ☞ Cromo mate ☒ Metal
- ☞ Cromo opaco ☒ Metallo

☞ 283.28

**Basic-Pendulum**

A++-E

incl. 1x5,5W, E27,

470 lm, 2700 K


230 V

☞165 cm

EAN4000870 976517

**976.51 new**

LED

**Spira**

☞280 ø100 mm  
EAN4000870 701775  
**701.77**



- ☞ Opal/Clear ☒ Glass
- ☞ Opal/Claro ☒ Cristal
- ☞ Opale/Chiaro ☒ Vetro

**Arazzo**

☞280 ø80 mm  
EAN4000870 700020  
**700.02**





- ☞ Opal/Brown ☒ Glass
- ☞ Opal/Marrón ☒ Cristal
- ☞ Opale/Marrone ☒ Vetro

**Livo**

☞280 ø75 mm  
EAN4000870 998427  
**998.42**

- ☞ Opal ☒ Glass
- ☞ Opal ☒ Cristal
- ☞ Opale ☒ Vetro

**Biodola**

☞450 ø120 mm  
EAN4000870 998441  
**998.44**



- ☞ Opal/Black ☒ Glass
- ☞ Opal/Negro ☒ Cristal
- ☞ Opale/Nero ☒ Vetro

**Biodola**

☞385 ø120 mm  
EAN4000870 700013  
**700.01**

- ☞ Opal/Brown ☒ Glass
- ☞ Opal/Marrón ☒ Cristal
- ☞ Opale/Marrone ☒ Vetro

**Biodola**

☞450 ø120 mm  
EAN4000870 998434  
**998.43**

- ☞ Opal ☒ Glass
- ☞ Opal ☒ Cristal
- ☞ Opale ☒ Vetro

**Biodola**

☞320 ø115 mm  
EAN4000870 700006  
**700.00**

- ☞ Chrome matt ☒ Glass
- ☞ Cromo mate ☒ Cristal
- ☞ Cromo opaco ☒ Vetro



**Tessa**

↕260 ø454 mm  
 EAN4000870 953648  
**953.64 new**

- 🔗 Blue 📦 Cloth
- 🔗 Azul 📦 Paño
- 🔗 Blu 📦 Panno



**Tessa**

↕260 ø454 mm  
 EAN4000870 953655  
**953.65 new**

- 🔗 Yellow 📦 Cloth
- 🔗 Amarillo 📦 Paño
- 🔗 Giallo 📦 Panno



**Tessa**

↕260 ø454 mm  
 EAN4000870 953662  
**953.66 new**

- 🔗 White 📦 Cloth
- 🔗 Blanco 📦 Paño
- 🔗 Bianco 📦 Panno



**Tessa**


↕260 ø454 mm  
 EAN4000870 953679  
**953.67 new**

- 🔗 Pink 📦 Cloth
- 🔗 Rosa 📦 Paño
- 🔗 Rosa 📦 Panno









W



**Spot Uplight Salto**

A++-A

incl. 1×16 W  
1316 lm, 2700 K  
230 V

LED

⌀19 ⇄135 ↗130 mm  
EAN4000870 953228



R, L, C

**953.22 new**



- 👉 White 🏠 Metal
- 👉 Blanco 🏠 Metal
- 👉 Bianco 🏠 Metallo



W



**Spot Uplight Case**

A++-A

incl. 1×16 W  
1408 lm, 2700 K  
230 V


LED

⌀19 ⇄165 ↗90 mm  
EAN4000870 953242



R, L, C

**953.24 new**



- 👉 White 🏠 Metal
- 👉 Blanco 🏠 Metal
- 👉 Bianco 🏠 Metallo



W

**Panel Double**

A++-A

incl. 2×4 W  
695 lm, 2700 K  
230 V  
↔127 mm ↗30 mm ↔288 m  
EAN4000870 953105

LED



R, L, C

**953.10 new**

- 🔗 White/Chrome
- 🔗 Pressure-cast aluminium/Plastic
- 🔗 Blanco/Cromo
- 🔗 Aluminio inyectado a presión/Plástico
- 🔗 Bianco/Cromo
- 🔗 Alluminio pressofuso/Plastica



W

**Panel Ring**

A++-A

incl. 1×7 W  
812 lm, 2700 K  
230 V  
∅220 ↗30 mm  
EAN4000870 953167

LED



R, L, C

**953.16 new**

- 🔗 White/Chrome
- 🔗 Pressure-cast aluminium/Plastic
- 🔗 Blanco/Cromo
- 🔗 Aluminio inyectado a presión/Plástico
- 🔗 Bianco/Cromo
- 🔗 Alluminio pressofuso/Plastica



W

**Panel Loop**

A++-A

incl. 1×7 W  
812 lm, 2700 K  
230 V  
↔110 mm ↗35 mm ↔380 m  
EAN4000870 953204


LED



R, L, C

**953.20 new**

- 🔗 White/Chrome
- 🔗 Pressure-cast aluminium/Plastic
- 🔗 Blanco/Cromo
- 🔗 Aluminio inyectado a presión/Plástico
- 🔗 Bianco/Cromo
- 🔗 Alluminio pressofuso/Plastica




- Transparent Plastic
- Trasparente Plástico
- Trasparente Plastica



**Spot Inline**

incl. 1x2W  
40lm, 2700K  
230V  
∅18 ⇄276 ↗7 mm  
EAN4000870 951293  
**951.29**

A++-A  
LED



- W**
- White/Chrome Metal
  - Blanco/Cromo Metal
  - Bianco/Cromo Metallo



**Spot Channel II**

incl. 1x8,2W  
646lm, 2700K  
∠ 31°  
∅150 ⇄161 ↗50 mm  
EAN4000870 952160  
**952.16 new**

A++-A  
LED



- W**
- White/Chrome Metal
  - Blanco/Cromo Metal
  - Bianco/Cromo Metallo



**Spot TecLED II**

incl. 2x6,5W  
2x480lm, 2700K  
∠ 35°  
230V  
∅240 ⇄60 ↗178 mm  
EAN4000870 952092  
**952.09 new**

A++-A  
LED



- W**
- White/Chrome Metal
  - Blanco/Cromo Metal
  - Bianco/Cromo Metallo



**Spot TecLED II**

incl. 1x6,5W  
480lm, 2700K  
∠ 35°  
230V  
∅240 ⇄60 ↗105 mm  
EAN4000870 952085  
**952.08 new**

A++-A  
LED



W

- 🔧 White/Chrome 📦 Metal
- 🔧 Blanco/Cromo 📦 Metal
- 🔧 Bianco/Cromo 📦 Metallo

**Spot Wankel**

A++-A

incl. 1×5,4W  
450 lm, 2700 K  
∠ 35°  
230V  
⌀173 ⌀55 ⌀78 mm  
EAN4000870 952054

**952.05 new**

W

- 🔧 White/Chrome 📦 Metal/Plastic
- 🔧 Blanco/Cromo 📦 Metal/Plástico
- 🔧 Bianco/Cromo
- 📦 Metallo/Plastica

**Spot Drive**

A++-A

incl. 1×5,4W  
450 lm, 2700 K  
∠ 38°  
⌀200 ⌀62 ⌀110 mm  
EAN4000870 952139

**952.13 new**

W

- 🔧 White 📦 Metal
- 🔧 Blanco 📦 Metal
- 🔧 Bianco 📦 Metallo

**Spot Pedal**

A++-A

incl. 1×5W  
395 lm, 2700 K  
∠ 100°  
230V  
⌀175 ⇄50 ⌀48 mm  
EAN4000870 952702

**952.70 new**

W

- 🔧 White 📦 Metal
- 🔧 Blanco 📦 Metal
- 🔧 Bianco 📦 Metallo

**Spot Circle**

A++-A

incl. 1×5W  
308 lm, 2700 K  
∠ 90°  
230V  
⌀147 ⇄98 ⌀50 mm  
EAN4000870 952726

**952.72 new**



W

- 🔧 White/Chrome 🏠 Metal
- 🔧 Blanco/Cromo 🏠 Metal
- 🔧 Bianco/Cromo 🏠 Metallo



**Spot Capsule**

A++-A

incl. 1×4,5W  
 241 lm, 2700 K  
 < 30°  
 230V  
 ⚙️210 ↔80 ↗80 mm  
 EAN4000870 952795  
**952.79 new**



W

- 🔧 White 🏠 Metal
- 🔧 Blanco 🏠 Metal
- 🔧 Bianco 🏠 Metallo



**Spot Shine**

A++-A

incl. 1×5W  
 225 lm, 2700 K  
 < 75°  
 230V  
 ⚙️180 ↔59 ↗90 mm  
 EAN4000870 952832  
**952.83 new**



W

- 🔧 White 🏠 Metal
- 🔧 Blanco 🏠 Metal
- 🔧 Bianco 🏠 Metallo



**Spot Roncalli II**

A+-E

incl. 1×11 W, GU10, <A>  
 590 lm, 2700 K  
 < 25°, 1900 cd  
 230V  
 ⚙️200 ø111 ↗110 mm  
 EAN4000870 952818  
**952.81 new**



💡 282.84



W

- 🔧 White/Chrome 🏠 Metal
- 🔧 Blanco/Cromo 🏠 Metal
- 🔧 Bianco/Cromo 🏠 Metallo



**Spot Barelli**

A++-E

incl. 1×6,5W, GU10, <A>  
 425 lm, 2700 K  
 < 38°, 950 cd  
 230V  
 ⚙️165 ø51 ↔100 ↗51 mm  
 EAN4000870 951552  
**951.55**



💡 283.00





W

- 🔧 White/Chrome 📦 Metal
- 🔧 Blanco/Cromo 📦 Metal
- 🔧 Bianco/Cromo 📦 Metallo

💡 283.00

**Spot Tube**

A++-E

incl. 1×6,5 W, GU10, &lt;math&gt;\langle A^+&gt;&lt;/math&gt;

425 lm, 2700 K

&lt;math&gt;\sphericalangle&lt;/math&gt; 38°, 950 cd

230 V

⌀112 ⌀65 mm

EAN4000870 952863

**952.86 new**

LED



W

- 🔧 White/Chrome 📦 Metal/Glass
- 🔧 Blanco/Cromo 📦 Metal/Cristal
- 🔧 Bianco/Cromo 📦 Metallo/Vetro

💡 283.38

**Spot Titrel II**

A++-E

incl. 1×2,2 W, G9

200 lm, 2700 K

230 V


⌀225 ⌀60 ↗150 mm

EAN4000870 953082

**953.08 new**

LED





**W**

- 🔧 White 🏠 Metal
- 🔧 Blanco 🏠 Metal
- 🔧 Bianco 🏠 Metallo

💡 836.56



**Spot Barelli**

D-E

incl. 1×50 W, GU10, **D**  
 290 lm, 2900 K  
 < 35°, 800 cd  
 230 V  
 ⚙️165 ø51 ↗️100 mm  
 EAN4000870 950081  
**950.08**



**W**

- 🔧 White/Opal 🏠 Metal/Glass
- 🔧 Blanco/Opal 🏠 Metal/Cristal
- 🔧 Bianco/Opale 🏠 Metallo/Vetro

💡 800.44



**Spot Barelli**

D-E

incl. 1×40 W, GZ10, **D**  
 586 lm, 2800 K  
 230 V  
 ⚙️165 ø85 ↗️100 mm  
 EAN4000870 976937  
**976.93**



**W**

- 🔧 White 🏠 Metal
- 🔧 Blanco 🏠 Metal
- 🔧 Bianco 🏠 Metallo

💡 800.36



**Spot Mega**

D-E

incl. 1×40 W, GU10, **D**  
 300 lm, 2900 K  
 < 30°, 900 cd  
 230 V  
 ⚙️165 ø70 ↗️95 mm  
 EAN4000870 951705  
**951.70**



**W**

- 🔧 White 🏠 Metal
- 🔧 Blanco 🏠 Metal
- 🔧 Bianco 🏠 Metallo

💡 229.53




**Spot Roncalli**

D-E

incl. 1×50 W, GU10, **D**  
 250 lm, 2900 K  
 < 24°, 1300 cd  
 230 V  
 ⚙️200 ø111 ↗️105 mm  
 EAN4000870 976913  
**976.91**





W

- 👉 White/Opal 📦 Metal/Glass
- 👉 Blanco/Opal 📦 Metal/Cristal
- 👉 Bianco/Opale 📦 Metallo/Vetro

💡 800.44

**Set Barelli**

incl. 4×40 W, GZ10, D  
 4×586 lm, 2800 K  
 230 V  
 ⇔ 2 m  
 EAN4000870 976944  
**976.94**


D-E



W

- 👉 White 📦 Metal
- 👉 Blanco 📦 Metal
- 👉 Bianco 📦 Metallo

💡 800.36

**Set Mega**

incl. 4×40 W, GU10, D  
 4×300 lm, 2900 K  
 <math>\sphericalangle</math> 30°, 900 cd  
 230 V  
 ⇔ 2 m  
 EAN4000870 951712  
**951.71**

D-E



W

- 👉 White 📦 Metal
- 👉 Blanco 📦 Metal
- 👉 Bianco 📦 Metallo

💡 229.53

**Set Roncalli**

incl. 4×50 W, GU10, D  
 4×250 lm, 2900 K  
 <math>\sphericalangle</math> 24°, 1300 cd  
 230 V  
 ⇔ 2 m  
 EAN4000870 976920  
**976.92**

D-E







W

- 🔧 White/Chrome 🏠 Metal
- 🔧 Blanco/Cromo 🏠 Metal
- 🔧 Bianco/Cromo 🏠 Metallo

Deco 🏠 = 149-151



600.04 600.05 600.53 600.54 600.55 600.12 600.14  
 600.56 600.08 600.09 600.11 600.15 953.55 953.56  
 953.57 953.58 953.59 603.24 603.25 603.26 603.27



**Pendulum Capsule**

A++-A

incl. 1×4,5 W  
 238 lm, 2700 K  
 230 V  
 ⚡134 cm ø87 mm  
 EAN4000870 952757  
**952.75 new**

LED



W

- 🔧 White 🏠 Metal
- 🔧 Blanco 🏠 Metal
- 🔧 Bianco 🏠 Metallo

💡 281.87



**Basic-Spot**

A++-E

incl. 1×3,5 W, GZ10, <A+>  
 250 lm, 2700 K  
 230 V  
 ⚡125 ø51 ⚡50 mm  
 EAN4000870 951866  
**951.86**

LED



**Basic-Pendulum**

A++-E

incl. 1×3,5 W, GZ10, <A+>  
 250 lm, 2700 K  
 230 V  
 ⚡135 cm  
 EAN4000870 951859  
**951.85**

LED



Deco 🏠 = 153-154



701.77 700.02 998.42 700.00 700.01 998.44 998.43  
 953.64 953.65 953.66 953.67



W

- 🔧 White 🏠 Metal
- 🔧 Blanco 🏠 Metal
- 🔧 Bianco 🏠 Metallo



**Basic-Pendulum**

A++-E

incl. 1×5,5 W, E27, <A+>  
 470 lm, 2700 K  
 230 V  
 ⚡165 cm  
 EAN4000870 976524  
**976.52 new**

LED



**CM**

- ↳ Chrome matt
- ↳ Cromo mate
- ↳ Cromo opaco

**W**

- ↳ White
- ↳ Blanco
- ↳ Bianco



**URail Basicsystem**  
**Sistema de base URail**  
**Sistema base URail**


max. 1000 W  
 ⇄3,1 m

**CM**

EAN 4000870 950166

**950.16****W**

EAN 4000870 950173

**950.17****Flex Pendel Adapter**

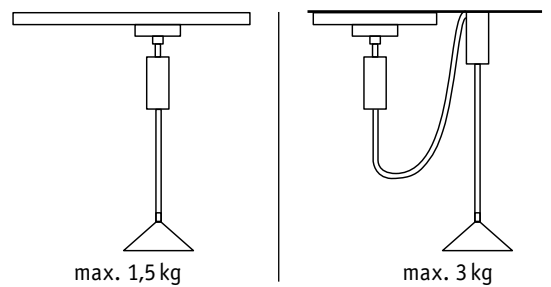
⇄154 ø22 mm

**CM**

EAN4000870 951989

**951.98** new**W**

EAN 4000870 951996

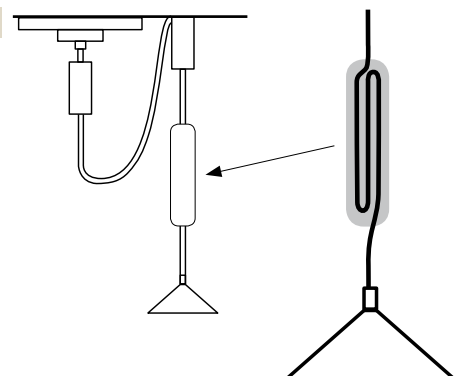
**951.99** new

**Pendant adapter, can be shortened**  
**Adaptadores para péndulos, recortables**  
**Adattatore accorciabile per lampadario**

⇄135 ø26 mm


**CM**

EAN4000870 974742

**974.74**



**1**



**Suspension**  
**Suspensión**  
**Sospensione**

CM EAN 4000870 975992 **975.99**  
W EAN 4000870 976883 **976.88**

⇅105 ∅23 mm


**2**



**Track**  
**Riel**  
**Binari**

CM ⇄0,1 m EAN4000870 950869 **950.86**

⇅18 ↗18 mm



CM ⇄0,5 m EAN4000870 968543 **968.54**  
W ⇄0,5 m EAN 4000870 976821 **976.82**




CM ⇄1 m EAN4000870 968338 **968.33**  
W ⇄1 m EAN 4000870 976838 **976.83**



CM ⇄2 m EAN4000870 968345 **968.34**  
W ⇄2 m EAN 4000870 976845 **976.84**

**3**




**Line Connector**  
**Conector lineal**  
**Connettore lineare**

EAN4000870 951361 **951.36**

⇅15 ⇄70 ↗11 mm

**4**




**X-Connector**  
**X-Conector**  
**X-Connettore**

CM EAN 4000870 976579 **976.57**  
W EAN 4000870 976876 **976.87**

⇅18 ⇄104 ↗104 mm

36 mm

**5**




**T-Connector**  
**T-Conector**  
**T-Connettore**

CM EAN 4000870 976562 **976.56**  
W EAN 4000870 976869 **976.86**

⇅18 ⇄104 ↗62 mm

36 mm

**6**




**L-Connector**  
**L-Conector**  
**L-Connettore**

CM EAN 4000870 976487 **976.48**  
W EAN 4000870 976494 **976.49**

⇅18 ⇄62 ↗62 mm

29 mm


**7**



**Power isolating link**  
**Divisor de corriente**  
**Sezionatore**

EAN4000870 951408 **951.40**

⇅18 ⇄70 ↗18 mm



**Flex Connector**  
**Conector flexible**  
**Connettore flessibile**  
 max. 1000 W  
 ⚡18 ⇄180 ↻18 mm

**CM**  
 EAN 4000870 968512  
**968.51**

**W**  
 EAN 4000870 976814  
**976.81**



**MAX Connector**  
**MAX Conector**  
**MAX Connettore**  
 max. 1000 W  
 ⚡18 ⇄436 ↻18 mm

**CM**  
 EAN 4000870 968888  
**968.88**

**W**  
 EAN 4000870 968895  
**968.89**



not incl.  
 10-11 Line Connector

**Terminal feed**  
**Alimentación por un extremo**  
**Allimentazione finale**  
 max. 1000 W  
 ⚡18 ⇄161 ↻18 mm

**CM**  
 EAN 4000870 976555  
**976.55**

**W**  
 EAN 4000870 976852  
**976.85**




not incl.  
 10-11 Line Connector

**Middle/terminal feed**  
**Alimentación central / por un extremo**  
**Allimentazione centrale / finale**  
 max. 1000 W  
 ⚡27 ⇄205 ↻45 mm

**CM**  
 EAN 4000870 968857  
**968.85**

**W**  
 EAN 4000870 968864  
**968.86**

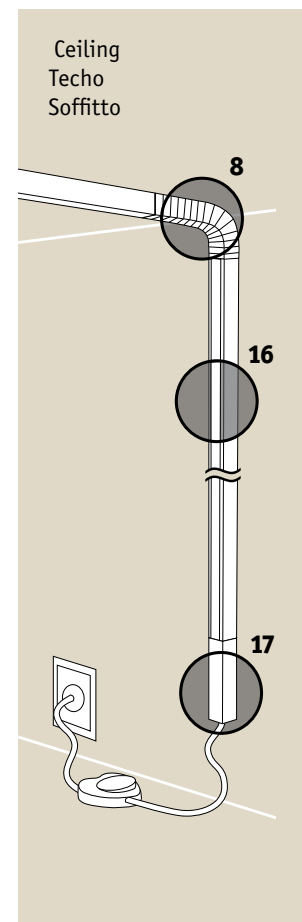
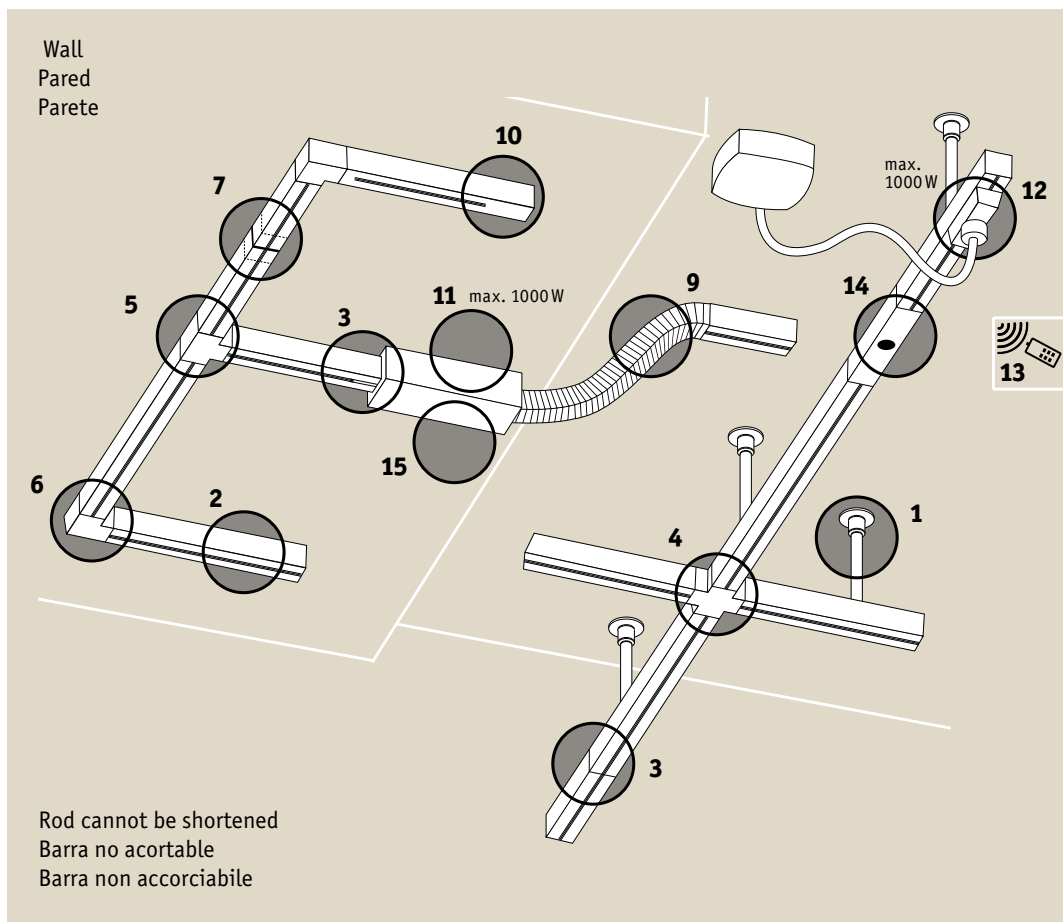


not incl.  
 10-11 Line Connector

**Middle/terminal feed**  
**Alimentación central / por un extremo**  
**Allimentazione centrale / finale**  
 max. 1000 W  
 ⚡30 mm ⌀75 mm ⇄165 mm ⇄1 m

**CM**  
 EAN 4000870 968314  
**968.31**

**W**  
 EAN 4000870 976791  
**976.79**



- ▶ Remote control for ease and convenience when switching or dimming URail systems.
- ▶ The receiver integrated in an adapter controls all of the subsequent sections of the system.
- ▶ The four function buttons on the remote control can be used to control two separate switches and two dimming processes.
- ▶ Mando a distancia para encender/apagar o regular cómodamente sistemas URail.
- ▶ El receptor integrado en un conector gobierna todas las subsiguientes secciones del sistema.
- ▶ Con las cuatro teclas de función del mando a distancia pueden controlarse 2 procesos de regulación o 2 circuitos separados.
- ▶ Telecomando per accendere, spegnere o variare comodamente l'intensità degli URail System.
- ▶ L'apparecchio ricevente, integrato in un elemento di connessione, comanda tutti i successivi segmenti del sistema.
- ▶ Tramite i quattro pulsanti del telecomando è possibile comandare due interruttori di accensione/spegnimento separati oppure due processi di variazione dell'intensità.

13



**IR Rail switch remote control**  
**Mando a distancia IR Rail-Switch**  
**Telecomando IR Rail-Switch**

⇄7 ⇄40 ⇄85 mm

CM

EAN4000870 950739  
**950.73**

- ▶ Minimum load 3 W, suitable for LEDs
- ▶ Easy plug-in installation
- ▶ Switches and dims downstream sections
- ▶ Carga mínima 3W apta para LED
- ▶ Fácil montaje mediante conectores enchufables
- ▶ Conmuta y regula las secciones posteriores
- ▶ Carico minimo 3W idoneo per LED
- ▶ Semplice montaggio a inserimento
- ▶ Commutazione e dimming delle seguenti sezioni

14



**IR Rail-Switch**

max. 500W  
 ⇄18 ⇄240 ⇄18 mm

CM

EAN4000870 976531  
**976.53**

W

EAN4000870 976548  
**976.54**

- ▶ Allows single heads and group switching functions to be controlled to switch between different lighting scenarios (as with a 2-phase rail system)
- ▶ All groups can be switched by remote control.
- ▶ Filigree look of the wireless electronics casing
- ▶ Max. 50 W per adapter, also suitable for halogen lamps
- ▶ Permite controlar cabezales individuales y grupos interconectados, de manera que se pueden controlar diferentes escenarios de iluminación (como en un sistema de raíles de dos fases)
- ▶ Posibilidad de controlar todos los grupos con mando a distancia
- ▶ Carcasa estilizada para el sistema electrónico del control inalámbrico
- ▶ Máx. 50W por adaptador, también apropiado para luminarias halógenas
- ▶ Consente il comando di singoli apparecchi e di gruppi, pertanto è possibile creare diversi scenari luminosi (come per il sistema a binario bi-fase)
- ▶ Tutti i gruppi sono controllabili tramite telecomando
- ▶ Alloggiamento filigranato per l'elettronica radio
- ▶ Max. 50W per adattatore, idoneo anche per apparecchi alogeni



**Wireless Adapter**

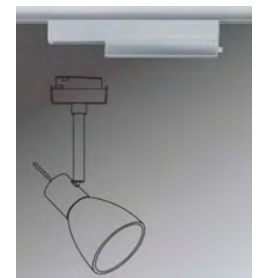
max. 50 W  
 ⇄19 mm ⇄30 mm ⇄166 mm

CM

EAN4000870 952948  
**952.94**

W

EAN4000870 952955  
**952.95**



**Remote for Wireless Adapter**


CM

EAN4000870 952962  
**952.96**

- ▶ The rail switch allows you to switch downstream wall sections on or off directly
- ▶ Easy plug-in installation

- ▶ El interruptor en el raíl ofrece la posibilidad de conectar o desconectar directamente las secciones de pared posteriores
- ▶ Fácil montaje mediante conectores enchufables

- ▶ Il commutatore binario offre la possibilità di accendere o spegnere direttamente le successive sezioni di parete
- ▶ Semplice montaggio a inserimento

**Rail Switch**

max. 500 W  
 ⚡18 ⚡135 ⚡18 mm

**CM**

EAN4000870 952825  
**952.82** **new**

**W**

EAN4000870 953112  
**953.11** **new**

- ▶ On-time can be set between 1 and 30 mins.
- ▶ Dusk sensor is infinitely adjustable
- ▶ Power supply for URail for installation on ceiling or wall outlet
- ▶ Premium-quality, detects even the smallest of movements and keeps the light on permanently

- ▶ Posibilidad de ajustar un tiempo de conexión de 1-30 minutos
- ▶ Sensor crepuscular regulable sin escalonados
- ▶ Alimentación para raíl URail para el montaje en la salida del techo o de la pared
- ▶ Detecta incluso pequeños movimientos, dejando encendida la luz en permanencia

- ▶ Durata di accensione di 1-30 min. regolabile
- ▶ Sensore crepuscolare a regolazione continua
- ▶ Alimentazione per binari URail per montaggio su scarico soffitto o parete
- ▶ Pregiato, rileva anche piccoli movimenti e mantiene la luce accesa



15

**Motion Sensor**


max. 500 W  
 ⚡34 ⚡235 ⚡56 mm

**CM**

EAN 4000870 953174  
**953.17** **new**

**W**

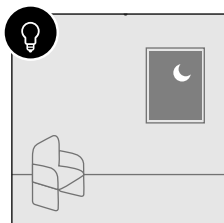
EAN 4000870 953181  
**953.18** **new**



Dusk sensor – the light comes on as soon it gets dark outside

Sensor crepuscular: la luz no se enciende hasta que no anochece

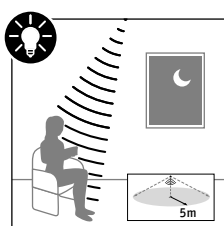
Sensore crepuscolare: la luce viene accesa non appena fuori fa buio



Saves energy – if no one is in the room, the light stays off

Ahorro de energía: si no hay nadie en la estancia, la luz permanece apagada

Risparmio energetico: se nell'ambiente interessato non vi è nessuno, la luce resta spenta



Even small movements are detected and keep the light on

La luz permanece encendida incluso con un movimiento mínimo

La luce rimane accesa anche in caso di movimenti minimi

16

**Safety Cover strip**

↔10 mm ↔0,68 m

EAN4000870 951262  
**951.26**

- Transparent Plastic
- Trasparente Plástico
- Trasparente Plastica



17



**Terminal feed**  
**Alimentación por un extremo**  
**Allimentazione finale**  
max. 1000 W  
↔18 mm ↔18 mm ↔2,4 m

**CM**  
EAN4000870 951255  
**951.25**



**Terminal power connection can be shortened**  
**Alimentación por un extremo acortable**  
**Allimentazione finale accorciabile**  
max. 1000 W  
↔50 mm ↔0,61 m

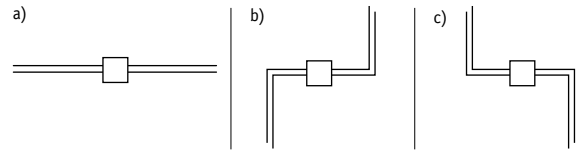
**CM**  
EAN4000870 951248  
**951.24**








- ☞ Chrome matt ☐ Metal
- ☞ Cromo mate ☐ Metal
- ☞ Cromo opaco ☐ Metallo



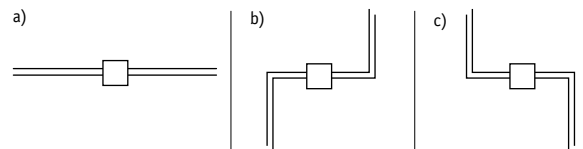
**QuadLED** A++-A  
 incl. 4×4 W LED  
 4×200 lm, 2700 K ☐  
 230/12V, 30 VA  
 ⚙️ 30 mm ↔ 1,6 m  
 EAN 4000870 951927  
**951.92 new**




**QuadLED** A++-A  
 incl. 6×4 W LED  
 6×200 lm, 2700 K ☐  
 230/12V, 30 VA  
 ⚙️ 30 mm ↔ 2,91 m  
 EAN 4000870 951934  
**951.93 new**



- ☞ Chrome matt ☐ Metal
- ☞ Cromo mate ☐ Metal
- ☞ Cromo opaco ☐ Metallo



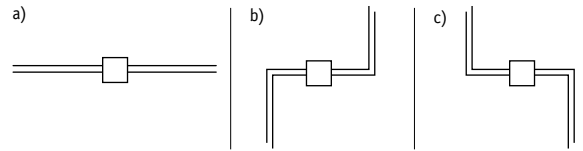
**IceLED I** A++-A  
 incl. 4×4 W LED  
 4×200 lm, 2700 K ☐  
 230/12V, 30 VA  
 ⚙️ 30 mm ↔ 1,6 m  
 EAN 4000870 951941  
**951.94 new**



**IceLED I** A++-A  
 incl. 6×4 W LED  
 6×200 lm, 2700 K ☐  
 230/12V, 30 VA  
 ⚙️ 30 mm ↔ 2,97 m  
 EAN 4000870 951958  
**951.95 new**



- 🔧 Chrome matt 🏠 Metal
- 🔧 Cromo mate 🏠 Metal
- 🔧 Cromo opaco 🏠 Metallo



**IceLED II** A++-A

incl. 4×4 W


4×200 lm, 2700 K

230/12V, 30VA

±30 mm ↔ 1,6 m

EAN 4000870 951965

**951.96 new**



**IceLED II** A++-A

incl. 6×4 W

6×200 lm, 2700 K

230/12V, 30VA

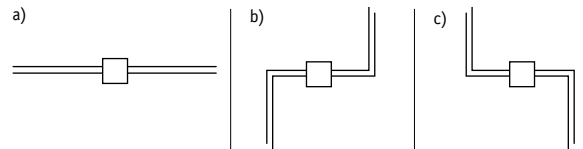
±30 mm ↔ 2,97 m

EAN 4000870 951972

**951.97 new**



- 🔧 White/Chrome 🏠 Metal/Glass
- 🔧 Blanco/Cromo 🏠 Metal/Cristal
- 🔧 Bianco/Cromo 🏠 Metallo/Vetro



**Stage** A++-A

incl. 4×5 W

4×300 lm, 2700 K

230V, 30VA

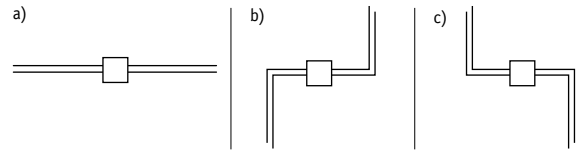
±30 mm ↔ 2,10 m

EAN 4000870 950777

**950.77**



- ☞ Chrome matt/Dichroic
- ☞ Metal/Glass
- ☞ Cromo mate/Dicroico
- ☞ Metal/Cristal
- ☞ Cromo opaco/Dicroico
- ☞ Metallo/Vetro



**Rail System Dicro**

incl. 5×20 W, GU5,3, <C>  
 5×255 lm, 2900 K  
 230/12V, 105 VA  
 ±30 mm ↔2,10 m  
 EAN 4000870 950654

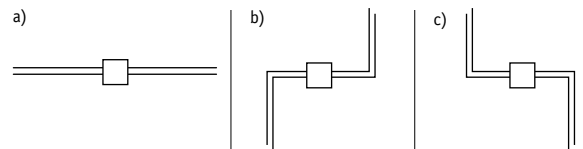
**950.65**

☞ 832.53 20 W  
 833.76 35 W

B-D  
 Halogen  
 12V  
 C



- ☞ Chrome ☞ Metal
- ☞ Cromo ☞ Metal
- ☞ Cromo ☞ Metallo



**Comet II**

incl. 7×20 W, GU4, <C>  
 7×201 lm, 2900 K  
 <math>\sphericalangle</math> 30°, 470 cd  
 230/12V, 150 VA  
 ±30 mm ↔2,8 m  
 EAN 4000870 951606

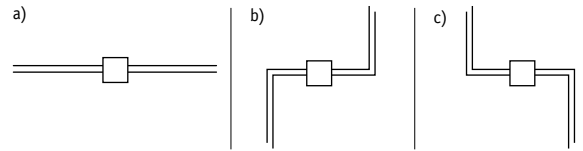
**951.60**

☞ 832.47

B-D  
 Halogen  
 12V  
 ☐  
 C



- 🔩 Chrome 🏠 Metal
- 🔩 Cromo 🏠 Metal
- 🔩 Cromo 🏠 Metallo



**Globe**

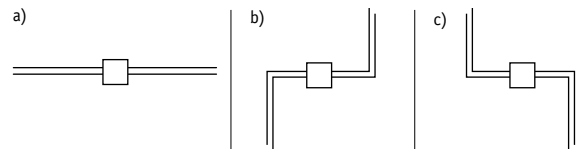
incl. 5×20 W, GU4, <C>  
 5×280 lm, 2900 K  
 230/12V, 105 VA  
 ±30 mm ↔2,1 m  
 EAN 4000870 951613

**951.61**  
 ☎ 832.33

B-D  
 Halogen  
 12V  
  
 c



- 🔩 Chrome matt 🏠 Metal
- 🔩 Cromo mate 🏠 Metal
- 🔩 Cromo opaco 🏠 Metallo



**Mac²**

incl. 4×35 W, GU5,3, <C>  
 4×427 lm, 2900 K  
 <math>\angle 38^\circ</math>, 1250 cd  
 230/12V, 150 VA  
 ±30 mm ↔2,1 m  
 EAN 4000870 976265

**976.26**  
 ☎ 833.16

B-D  
 Halogen  
 12V  
  
 c



- 🔗 Chrome matt 🏠 Metal
- 🔗 Cromo mate 🏠 Metal
- 🔗 Cromo opaco 🏠 Metallo

**Lille 150**

incl. 4×35 W, GU4,

4×450 lm, 2900 K

∠ 30°, 960 cd

230/12V, 150 VA

±30 mm ↔ 1,4 m

EAN 4000870 950852

**950.85**

💡 832.48

B-D

Halogen  
12V

incl.



C



- 🔗 Black/Opal 🏠 Metal/Glass
- 🔗 Negro/Opal 🏠 Metal/Cristal
- 🔗 Nero/Opale 🏠 Metallo/Vetro

**Sheela S 150**

incl. 4×35 W, GU5,3,

4×532 lm, 2900 K

230/12V, 150 VA

±30 mm ↔ 1,4 m

EAN 4000870 975220

**975.22**

💡 832.60

B-D

Halogen  
12V

C







- 🔧 White 🏠 Metal
- 🔧 Blanco 🏠 Metal
- 🔧 Bianco 🏠 Metallo



### Hip Cannes 150

incl. 4x35 W, GU5,3,   
 4x427 lm, 2900 K  
 <math>\sphericalangle</math> 38°, 1250 cd  
 230/12V, 150 VA   
 ⚙️ 30 mm ↔ 1,40 m  
 EAN 4000870 965207

**965.20**

💡 833.16

B-D



Halogen  
12V



- 🔧 Brushed iron/Opal 🏠 Metal/Glass
- 🔧 Acero Mate/Opal 🏠 Metal/Cristal
- 🔧 Ferro spazzolato/Opale
- 🏠 Metallo/Vetro



### Hip Verbier 150

incl. 4x35 W, GU4,   
 4x533 lm, 2900 K  
 230/12V, 150 VA   
 ⚙️ 30 mm ↔ 1,40 m  
 EAN 4000870 965252

**965.25**

💡 833.76

B-D

Halogen  
12V







- 🔧 Brushed iron 🏠 Metal
- 🔧 Acero Mate 🏠 Metal
- 🔧 Ferro spazzolato 🏠 Metallo



### Sinus Teja 105

incl. 3×35 W, GU5,3,   
 3×427 lm, 2900 K  
 <math>\sphericalangle</math> 38°, 1250 cd  
 230/12V, 105 VA   
 ⚙️ 30 mm ↔ 0,70 m  
 EAN 4000870 965115

**965.11**


💡 833.16

B-D



Halogen  
12V



C



### Hip Teja 150

incl. 4×35 W, GU5,3,   
 4×427 lm, 2900 K  
 <math>\sphericalangle</math> 38°, 1250 cd  
 230/12V, 150 VA   
 ⚙️ 30 mm ↔ 1,40 m  
 EAN 4000870 965214

**965.21**

💡 833.16

B-D

Halogen  
12V



C




# Function

- 179 MaxLED
- 196 YourLED
- 208 WaterLED
- 210 YourLED DECO
- 220 Duo Profil
- 222 Delta Profil
- 224 Floor Profil
- 225 Corner Profil
- 226 Cabinetlight




179 MaxLED




198 YourLED



234 LinkLight



228 DressLight




208 WaterLED





- ▶ With their powerful brightness, MaxLED LED strips open up completely new ideas for general room and work lighting
- ▶ Dense LED placement provides a continuous light pattern - ideal for use in profiles
- ▶ 1m MaxLED 1000 strip corresponds approximately to a 75 W incandescent bulb in terms of the lighting quality
- ▶ MaxLED is available in an expandable basic set of comfortable warm white - 2700 K, daylight white - 6500 K or as an RGB colour change system with remote control
- ▶ Light you can stick on: thanks to the adhesive strips on the reverse, it can be positioned quickly without tools
- ▶ Con su luminosidad, las regletas de LEDs MaxLED abren posibilidades novedosas para la luz del hogar y del trabajo
- ▶ Su alta densidad de LEDs crea un hilo continuo de luz: ideal para instalar en perfiles y molduras
- ▶ La regleta MaxLED 1000 de 1 m equivale al efecto lumínico de una bombilla incandescente de 75 W
- ▶ Los sets básicos ampliables de MaxLED se ofrecen en blanco cálido acogedor - 2700 K, luz blanca diurna - 6500 K o como luz de color cambiante RGB con mando a distancia
- ▶ Luces autoadherentes: gracias a la tira adhesiva de su reverso se tienden rápidamente sin necesidad de herramientas
- ▶ Grazie a un'elevata potenza luminosa, le strisce di LED MaxLED aprono scenari completamente nuovi per l'illuminazione generale di spazi abitativi e ambienti di lavoro
- ▶ L'alta concentrazione di LED garantisce una luce continua, ideale per l'integrazione in profilati
- ▶ Una striscia MaxLED 1000 da 1 m assicura un effetto luminoso comparabile a quello di una lampada a incandescenza da 75 W
- ▶ MaxLED è disponibile nei set di base ampliabili in confortevole bianco caldo (2700 K), bianco naturale (6500 K) o con cambio di colore RGB tramite telecomando
- ▶ Luce incollabile: installazione rapida senza bisogno di attrezzi grazie alla striscia adesiva sul retro



- 🔗 Silver 🏠 Metal
- 🔗 Plateada 🏠 Metal
- 🔗 Argentato 🏠 Metallo



**Basic Set Warm white 1,5m**  
expanded max. 3m

A++-A

incl. 1x10W  
825 lm, 2700 K  
230/24 V, 20 VA  
⌀3 mm ⌀12,5 mm ⇄1,5 m  
EAN4000870 705773  
**705.77** 📦 **new**



**Basic Set Daylight 1,5m**  
expanded 3,4 m

A++-A

incl. 1x8,5W  
825 lm, 6500 K  
230/24 V, 20 VA  
⌀3 mm ⌀12,5 mm ⇄1,5 m  
EAN4000870 705780  
**705.78** 📦 **new**



**Basic Set Warm white 3m**  
expanded 5,4 m

A++-A

incl. 1x20W  
1650 lm, 2700 K  
230/24 V, 36 VA  
⌀3 mm ⌀12,5 mm ⇄3 m  
EAN4000870 705797  
**705.79** 📦 **new**



**Basic Set Daylight 3m**  
expanded 6,2 m

A++-A

incl. 1x17W  
1650 lm, 6500 K  
230/24 V, 36 VA  
⌀3 mm ⌀12,5 mm ⇄3 m  
EAN4000870 705803  
**705.80** 📦 **new**



**Basic Set Warm white 5m**  
expanded max. 10m

A++-A

incl. 1x33W  
2750 lm, 2700 K  
230/24 V, 75 VA  
⌀3 mm ⌀12,5 mm ⇄5 m  
EAN4000870 706046  
**706.04** 📦 **new**



**Basic Set Daylight 5m**  
expanded max. 10m



A++-A

incl. 1x28W  
2750 lm, 6500 K  
230/24 V, 60 VA  
⌀3 mm ⌀12,5 mm ⇄5 m  
EAN4000870 706053  
**706.05** 📦 **new**





- 🔗 Silver 🏠 Metal
- 🔗 Plateada 🏠 Metal
- 🔗 Argentato 🏠 Metallo



**Stripe Warm white 50cm**

A++-A

incl. 1x3,5 W  
 280 lm, 2700 K  
 24 V  
 ⌀3 ⇄500 ↗12,5 mm  
 EAN4000870 705834  
**705.83** 📦 **new**



**Stripe Daylight 50cm**

A++-A

incl. 1x3 W  
 280 lm, 6500 K  
 24 V  
 ⌀3 ⇄500 ↗12,5 mm  
 EAN4000870 705841  
**705.84** 📦 **new**



**Stripe Warm white 1m**

A++-A

incl. 1x7 W  
 550 lm, 2700 K  
 24 V  
 ⌀3 mm ↗12,5 mm ⇄1 m  
 EAN4000870 705810  
**705.81** 📦 **new**



**Stripe Daylight 1m**

A++-A

incl. 1x6 W  
 550 lm, 6500 K  
 24 V  
 ⌀3 mm ↗12,5 mm ⇄1 m  
 EAN4000870 705827  
**705.82** 📦 **new**



- 👉 Silver 📦 Plastic
- 👉 Plateada 📦 Plástico
- 👉 Argentato 📦 Plastica



**Basic Set Warm white 1,5m expanded max. 3m**

A++-A

incl. 1x10W  
825 lm, 2700 K  
230/24 V, 20 VA  
⌀4 mm ⌀12,5 mm ⇄1,5 m  
EAN4000870 706688  
**706.68** 📦 **new**



**Basic Set Daylight 1,5m expanded 3,4 m**

A++-A

incl. 1x8,5W  
825 lm, 6500 K  
230/24 V, 20 VA  
⌀4 mm ⌀12,5 mm ⇄1,5 m  
EAN4000870 706671  
**706.67** 📦 **new**



**Basic Set Warm white 3m expanded 5,4 m**

A++-A

incl. 1x20W  
1650 lm, 2700 K  
230/24 V, 36 VA  
⌀4 mm ⌀12,5 mm ⇄3 m  
EAN4000870 706664  
**706.66** 📦 **new**










**Basic Set Daylight 3m expanded 6,2 m**

A++-A

incl. 1x17W  
1650 lm, 6500 K  
230/24 V, 36 VA  
⌀4 mm ⌀12,5 mm ⇄3 m  
EAN4000870 706657  
**706.65** 📦 **new**



 Silver  Plastic  
 Plateada  Plástico  
 Argentato  Plastica



### Stripe Warm white 50cm

A<sup>++</sup>-A

incl. 1×3,5 W  
280 lm, 2700 K  
24 V

⌀4 ⇔500 ↗12,5 mm  
EAN4000870 706619

706.61  new




### Stripe Daylight 50cm

A<sup>++</sup>-A

incl. 1×3 W  
280 lm, 6500 K  
24 V

⌀4 ⇔500 ↗12,5 mm  
EAN4000870 706626

706.62  new




### Stripe Warm white 1m

A<sup>++</sup>-A

incl. 1×7 W  
550 lm, 2700 K  
24 V

⌀4 mm ↗12,5 mm ⇔1 m  
EAN4000870 706633

706.63  new




### Stripe Daylight 1m

A<sup>++</sup>-A

incl. 1×6 W  
550 lm, 6500 K  
24 V

⌀4 mm ↗12,5 mm ⇔1 m  
EAN4000870 706640

706.64  new



- 🔗 Silver 🏠 Metal
- 🔗 Plateada 🏠 Metal
- 🔗 Argentato 🏠 Metallo



**Basic Set Warm white 1,5m**  
expanded max. 4,2m

◀ A++-A

incl. 1x20 W  
1650 lm, 2700 K  
230/24 V, 60 VA  
⌀3 mm ⌀12,5 mm ⇔1,5 m  
EAN4000870 705858  
**705.85** 📦 **new**



**Basic Set Daylight 1,5m**  
expanded max. 3,1m

◀ A++-A

incl. 1x17 W  
1650 lm, 6500 K  
230/24 V, 36 VA  
⌀3 mm ⌀12,5 mm ⇔1,5 m  
EAN4000870 705865  
**705.86** 📦 **new**



**Basic Set Warm white 3m**  
expanded max. 5,3m

◀ A++-A

incl. 1x40 W  
3300 lm, 2700 K  
230/24 V, 75 VA  
⌀3 mm ⌀12,5 mm ⇔3 m  
EAN4000870 705889  
**705.88** 📦 **new**




**Basic Set Daylight 3m**  
expanded max. 5,2m

◀ A++-A

incl. 1x34 W  
3300 lm, 6500 K  
230/24 V, 60 VA  
⌀3 mm ⌀12,5 mm ⇔3 m  
EAN4000870 705896  
**705.89** 📦 **new**



- 🔗 Silver 🏠 Metal
- 🔗 Plateada 🏠 Metal
- 🔗 Argentato 🏠 Metallo



**Stripe Warm white 50cm**

A++-A

incl. 1x7 W  
 550 lm, 2700 K  
 24 V  
 ⌀3 ⇄500 ↗12,5 mm  
 EAN4000870 705711  
**705.71** 📦 **new**



**Stripe Daylight 50cm**

A++-A

incl. 1x6 W  
 550 lm, 6500 K  
 24 V  
 ⌀3 ⇄500 ↗12,5 mm  
 EAN4000870 705728  
**705.72** 📦 **new**



**Stripe Warm white 1m**

A++-A

incl. 1x13,5 W  
 1100 lm, 2700 K  
 24 V  
 ⌀3 mm ↗12,5 mm ⇄1 m  
 EAN4000870 705681  
**705.68** 📦 **new**



**Stripe Daylight 1m**

A++-A

incl. 1x11,5 W  
 1100 lm, 6500 K  
 24 V  
 ⌀3 mm ↗12,5 mm ⇄1 m  
 EAN4000870 705698  
**705.69** 📦 **new**





- 🔗 Silver 📦 Plastic
- 🔗 Plateada 📦 Plástico
- 🔗 Argentato 📦 Plastica



**Basic Set Warm white 1,5m**  
expanded max. 4,2m

A++-A

incl. 1x20W  
1650 lm, 2700 K  
230/24 V, 60 VA  
⌀4 mm ⌀12,5 mm ⇄1,5 m  
EAN4000870 706725

706.72 📦 new



**Basic Set Daylight 1,5m**  
expanded max. 3,1m

A++-A

incl. 1x17W  
1650 lm, 6500 K  
230/24 V, 36 VA  
⌀4 mm ⌀12,5 mm ⇄1,5 m  
EAN4000870 706718

706.71 📦 new



**Basic Set Warm white 3m**  
expanded max. 5,3m

A++-A

incl. 1x40W  
3300 lm, 2700 K  
230/24 V, 75 VA  
⌀4 mm ⌀12,5 mm ⇄3 m  
EAN4000870 706701

706.70 📦 new



**Basic Set Daylight 3m**  
expanded max. 5,2m


A++-A

incl. 1x34W  
3300 lm, 6500 K  
230/24 V, 60 VA  
⌀4 mm ⌀12,5 mm ⇄3 m  
EAN4000870 706695

706.69 📦 new



- 🔗 Silver 📦 Plastic
- 🔗 Plateada 📦 Plástico
- 🔗 Argentato 📦 Plastica



**Stripe Warm white 50cm**

A++-A

incl. 1x7 W  
 550 lm, 2700 K  
 24 V  
 ⚙️4 ⚡500 ⚡12,5 mm  
 EAN4000870 706596  
**706.59** 📦 **new**



**Stripe Daylight 50cm**

A++-A

incl. 1x6 W  
 550 lm, 6500 K  
 24 V  
 ⚙️4 ⚡500 ⚡12,5 mm  
 EAN4000870 706602  
**706.60** 📦 **new**



**Stripe Warm white 1m**

A++-A

incl. 1x13,5 W  
 1100 lm, 2700 K  
 24 V  
 ⚙️4 mm ⚡12,5 mm ⚡1 m  
 EAN4000870 706763  
**706.76** 📦 **new**





**Stripe Daylight 1m**

A++-A

incl. 1x11,5 W  
 1100 lm, 6500 K  
 24 V  
 ⚙️4 mm ⚡12,5 mm ⚡1 m  
 EAN4000870 706756  
**706.75** 📦 **new**



- 🔗 Silver 🏠 Metal
- 🔗 Plateada 🏠 Metal
- 🔗 Argentato 🏠 Metallo



**Basic Set RGB 1,5m**  
expanded max. 3m

incl. 1x20 W  
630 lm  
230/24 V, 36 VA  
⌀3 mm ↗12,5 mm ↔1,5 m  
EAN4000870 705872  
**705.87** 📦 **new**


A++-A



**Stripe RGB 50cm**

incl. 1x7 W  
210 lm  
24 V  
⌀3 ↔500 ↗12,5 mm  
EAN4000870 705735  
**705.73** 📦 **new**

A++-A



**Basic Set RGB 3m**  
expanded max. 5m

incl. 1x40 W  
1260 lm  
230/24 V, 60 VA  
⌀3 mm ↗12,5 mm ↔3 m  
EAN4000870 705674  
**705.67** 📦 **new**


A++-A




**Stripe RGB 1m**

incl. 1x13,5 W  
420 lm  
24 V  
⌀3 mm ↗12,5 mm ↔1 m  
EAN4000870 705704  
**705.70** 📦 **new**

A++-A



- 🔗 Silver 📦 Plastic
- 🔗 Plateada 📦 Plástico
- 🔗 Argentato 📦 Plastica



**Basic Set RGB 1,5m**  
expanded max. 3m

A++-A

incl. 1x20 W  
630 lm  
230/24 V, 36 VA  
⌀4 mm ⌀12,5 mm ↔1,5 m  
EAN4000870 706749  
**706.74** 📦 **new**



**Stripe RGB 50cm**

A++-A

incl. 1x7 W  
210 lm  
24 V  
⌀4 ↔500 ⌀12,5 mm  
EAN4000870 706589  
**706.58** 📦 **new**



**Basic Set RGB 3m**  
expanded max. 5m

A++-A

incl. 1x40 W  
1260 lm  
230/24 V, 60 VA  
⌀4 mm ⌀12,5 mm ↔3 m  
EAN4000870 706732  
**706.73** 📦 **new**




**Stripe RGB 1m**

A++-A

incl. 1x13,5 W  
420 lm  
24 V  
⌀4 mm ⌀12,5 mm ↔1 m  
EAN4000870 706572  
**706.57** 📦 **new**



- 🔗 Silver 🏠 Plastic
- 🔗 Plateada 🏠 Plástico
- 🔗 Argentato 🏠 Plastica



**Basic Set 1,5m Tunable White**  
- max. exp. 3m

A++-A

incl. 1x10 W  
720-750 lm, 2700 - 6500 K  
230/24 V, 20 VA  
⌀3 mm ↗12,5 mm ⇄1,5 m  
EAN4000870 706237  
**706.23** 📦 **new**



**Stripe 50cm Tunable White**

A++-A

incl. 1x3,5 W  
240-250 lm, 2700 - 6500 K  
DC 24 V  
⌀3 ⇄500 ↗12,5 mm  
EAN4000870 706299  
**706.29** 📦 **new**



**Basic Set 3m Tunable White**  
- max. exp. 5m

A++-A

incl. 1x20 W  
1440-1500 lm, 2700 - 6500 K  
230/24 V, 36 VA  
⌀3 mm ↗12,5 mm ⇄3 m  
EAN4000870 706244  
**706.24** 📦 **new**



**Stripe 1m Tunable White**


A++-A

incl. 1x6,5 W  
480-500 lm, 2700 - 6500 K  
DC 24 V  
⌀3 mm ↗12,5 mm ⇄1 m  
EAN4000870 706305  
**706.30** 📦 **new**





- 🔗 Silver 📦 Plastic
- 🔗 Plateada 📦 Plástico
- 🔗 Argentato 📦 Plastica



**Basic Set 1,5m RGBW - max. exp. 3m**

incl. 1x18 W  
 600+645 lm, RGB + 2700 K  
 230/24 V, 36 VA  
 ⌀3 mm ↗12,5 mm ↔1,5 m  
 EAN4000870 706275  
**706.27** 📦 **new**



**Stripe 50cm RGBW**

incl. 1x6 W  
 200+215 lm, RGB + 2700 K  
 DC 24 V  
 ⌀3 mm ↔500 mm ↗12,5 mm  
 ↔1,5 m  
 EAN4000870 706336  
**706.33** 📦 **new**



**Basic Set 3m RGBW - max. exp. 5m**

incl. 1x36 W  
 1200+1290 lm, RGB + 2700 K  
 230/24 V, 60 VA  
 ⌀3 mm ↗12,5 mm ↔3 m  
 EAN4000870 706282  
**706.28** 📦 **new**



**Stripe 1m RGBW**

incl. 1x12 W  
 400+430 lm, RGB + 2700 K  
 DC 24 V  
 ⌀3 mm ↗12,5 mm ↔1 m  
 EAN4000870 706343  
**706.34** 📦 **new**



🔗 White 📦 Plastic  
 🔗 Blanco 📦 Plástico  
 🔗 Bianco 📦 Plastica



**Flex-Connector 10cm**

↕6 ↔100 ↗15 mm  
 EAN4000870 705766  
**705.76** 📦 **new**



**Flex-Connector 1m**

↕6 mm ↗15 mm ↔1 m  
 EAN4000870 705759  
**705.75** 📦 **new**



**Flex-Connector 5m**

↕6 mm ↗15 mm ↔5 m  
 EAN4000870 705742  
**705.74** 📦 **new**



2x 2x

**MaxLED Edge-Connector**


max. 144 W  
 ↕12 ↔17 ↗16 mm  
 EAN4000870 706152  
**706.15** 📦 **new**



2x 4x

**MaxLED Edge-Connector 90°**

max. 144 W  
 ↕4,5 ↔25 ↗25 mm  
 EAN4000870 706169  
**706.16** 📦 **new**



1x 4x

**MaxLED X-Connector**

max. 144 W  
 ↕6 ↔32 ↗28 mm  
 EAN4000870 706176  
**706.17** 📦 **new**



1x

**MaxLED Clip-to-Clip Connector**

max. 144 W  
 ↕4,5 ↔20 ↗13,5 mm  
 EAN4000870 706183  
**706.18** 📦 **new**



- ▶ For switching or dimming individual MaxLED strips
- ▶ {Fernbedienung auch als praktische Funkausführung 2,4 GHz}

- ▶ Para la conmutación o regulación de MaxLED Strips individuales
- ▶ Mando a distancia también como práctica versión inalámbrica 2,4 GHz

- ▶ Per commutare o dimmerare singole strisce MaxLED
- ▶ Telecomando anche in pratica versione radio 2,4 GHz



**Dimm/Switch Controller IR**

max. 144 W  
 DC 24 V  
 ⌀22 ⇄50 ⌀35 mm  
 EAN4000870 706831  
**706.83** **new**



**Dimm/Switch-Controller 2.4GHz**

max. 144 W  
 DC 24 V  
 ⌀22,5 ⇄85 ⌀45 mm  
 EAN4000870 706190  
**706.19** **new**



**RGB-Controller 2,4GHz**

max. 144 W  
 DC 24 V  
 ⌀22,5 ⇄85 ⌀45 mm  
 EAN4000870 706213  
**706.21** **new**



- ▶ Amplifying the control signal from the MaxLED Controller

- ▶ Para amplificar la señal de control de la controladora MaxLED

- ▶ Per potenziare il segnale di comando del regolatore MaxLED



**Mono Color Amplifier**

max. 144 W  
 DC 24 V  
 ⌀24 ⇄105 ⌀65 mm  
 EAN4000870 706848  
**706.84** **new**



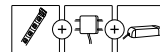
**RGB Amplifier**

max. 144 W  
 DC 24 V  
 ⌀24 ⇄105 ⌀65 mm  
 EAN4000870 706855  
**706.85** **new**

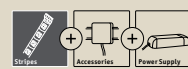


- 🔩 Alu matt Metal
- 🔩 Aluminium mate Metal
- 🔩 Alluminio opaco Metallo

- 🔩 Alu matt Metal
- 🔩 Aluminium mate Metal
- 🔩 Alluminio opaco Metallo



## YourLED Stripes



**YourLED Stripe** = 198-200

**YourLED ECO Stripe** = 196 -197

**YourLED IP44** = 206

**YourLED DECO Stripe Glitter** = 211-212

**YourLED DECO Stripe NEON** = 210

**USB-Stripe** = 218

## Accessories

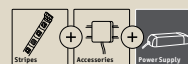
= 201»



Direkte Farbwahl / Direct colour selection  
 Farbe selbst mischen und speichern / Mix and save your own colour  
 Dimmen / Dim  
 "Fade"-Modus = sanft verteilende Farbübergänge / "Fade" mode = subtle colour transitions  
 Stroboskop - der Party Effekt lässt alles in Zeitlupe erscheinen / Strobe - with this party effect all movements seem to be in slow motion  
 Klären und sparen: die unbenutzte ECO-Version können Sie nach Abschlusss wiedererkünden. / Stripes and save: The unpowered ECO version can be reconnected after re-wiring.

## Power Supply


= 203



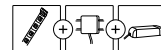
Power Supply 15 W 230/12V DC      Power Supply 48 W 230/12V DC      Power Supply 60 W 230/12V DC



## Profile







🖨️ White 🏠 Metal  
 🖨️ Blanco 🏠 Metal  
 🖨️ Bianco 🏠 Metallo



Trafo  
☐ = 203

Control,  
Amplifier  
☐ = 202



**ECO Stripe Warm white 50cm** A++-A

incl. 1x1,2 W  
75 lm, 3000 K  
≤ 120°  
DC 12 V  
⤴2,5 mm ⤴10,5 mm ⤴0,5 m  
EAN4000870 701966  
**701.96** 📦

**ECO Stripe Warm white 1m** A++-A

incl. 1x2,4 W  
150 lm, 3000 K  
≤ 120°  
DC 12 V  
⤴2,5 mm ⤴10,5 mm ⤴1 m  
EAN4000870 704592  
**704.59** 📦

**ECO Basic Set Warm white 3m expanded max. 5m** A++-A

incl. 1x7,2 W  
450 lm, 3000 K  
≤ 120°  
230/12 V, 12 VA  
⤴2,5 mm ⤴10,5 mm ⤴3 m  
EAN4000870 704288  
**704.28** 📦 **new**

**ECO Stripe Warm white 3m** A++-A

incl. 1x7,2 W  
450 lm, 3000 K  
≤ 120°  
DC 12 V  
⤴2,5 mm ⤴10,5 mm ⤴3 m  
EAN4000870 702543  
**702.54** 📦

**ECO Stripe Warm white 5m** A++-A

incl. 1x12 W  
750 lm, 3000 K  
≤ 120°  
DC 12 V  
⤴2,5 mm ⤴10,5 mm ⤴5 m  
EAN4000870 702550  
**702.55** 📦



**ECO Stripe Neutral white 50cm** A++-A

incl. 1x1,2 W  
75 lm, 4000 K  
≤ 120°  
DC 12 V  
⤴2,5 ⤴500 ⤴10,5 mm  
EAN4000870 701973  
**701.97** 📦

**ECO Stripe Neutral white 1m** A++-A

incl. 1x2,4 W  
150 lm, 4000 K  
≤ 120°  
DC 12 V  
⤴2,5 mm ⤴10,5 mm ⤴1 m  
EAN4000870 704585  
**704.58** 📦

**ECO Basic Set Neutral white 3m expanded max. 5m** A++-A

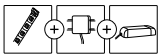
incl. 1x7,2 W  
450 lm, 4000 K  
≤ 120°  
230/12 V, 12 VA  
⤴2,5 mm ⤴10,5 mm ⤴3 m  
EAN4000870 704295  
**704.29** 📦 **new**

**ECO Stripe Neutral white 3m** A++-A

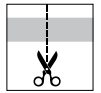
incl. 1x7,2 W  
450 lm, 4000 K  
≤ 120°  
DC 12 V  
⤴2,5 mm ⤴10,5 mm ⤴3 m  
EAN4000870 702567  
**702.56** 📦

**ECO Stripe Neutral white 5m** A++-A

incl. 1x12 W  
750 lm, 4000 K  
≤ 120°  
DC 12 V  
⤴2,5 mm ⤴10,5 mm ⤴5 m  
EAN4000870 702574  
**702.57** 📦



🔧 Black 🏠 Metal  
🔧 Negro 🏠 Metal  
🔧 Nero 🏠 Metallo



Trafo  
☐ = 203  
Control,  
Amplifier  
☐ = 201



### ECO Stripe RGB 50cm

incl. 1x3,6 W  
105 lm  
∠ 120°  
DC 12 V  
⌀2,5 mm ⌀10,5 mm ↔0,5 m  
EAN4000870 701980  
**701.98** 📦

A++-A



### ECO Stripe RGB 1m

incl. 1x7,2 W  
205 lm  
∠ 120°  
DC 12 V  
⌀2,5 mm ⌀10,5 mm ↔1 m  
EAN4000870 704608  
**704.60** 📦


A++-A



### ECO Basic Set RGB 3m expanded max. 5m

incl. 1x21,6 W  
630 lm  
∠ 120°  
230/12 V, 24 VA  
⌀2,5 mm ⌀10,5 mm ↔3 m  
EAN4000870 704301  
**704.30** 📦 **new**

A++-A



### ECO Stripe RGB 3m

incl. 1x21,6 W  
630 lm  
∠ 120°  
DC 12 V  
⌀2,5 mm ⌀10,5 mm ↔3 m  
EAN4000870 702529  
**702.52** 📦

A++-A


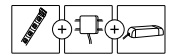


### ECO Stripe RGB 5m

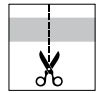
incl. 1x36 W  
1050 lm  
∠ 120°  
DC 12 V  
⌀2,5 mm ⌀10,5 mm ↔5 m  
EAN4000870 702536  
**702.53** 📦

A++-A





White Plastic  
 Blanco Plástico  
 Bianco Plastica



Trafo  
 = 203

Control,  
 Amplifier  
 = 202



**Basic Set Warm white 1,5m  
 expanded max. 4,8m**

A<sup>++</sup>-A

incl. 1x4,8W  
 300 lm, 3000 K  
 230/12 V, 12 VA  
 ⌀3 mm ↗10,5 mm ↔1,5 m  
 EAN4000870 703175  
**703.17**



**Basic Set Daylight 1,5m  
 expanded max. 4,8m**

A<sup>++</sup>-A

incl. 1x4,8W  
 420 lm, 6000 K  
 230/12 V, 12 VA  
 ⌀3 mm ↗10,5 mm ↔1,5 m  
 EAN4000870 703182  
**703.18**



**Basic Set Warm white 3m  
 expanded max. 7,6m**

A<sup>++</sup>-A

incl. 1x9,6W  
 600 lm, 3000 K  
 230/12 V, 18 VA  
 ⌀3 mm ↗10,5 mm ↔3 m  
 EAN4000870 703205  
**703.20**

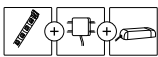


**Basic Set Daylight 3m  
 expanded max. 7,6m**

A<sup>++</sup>-A

incl. 1x9,6W  
 840 lm, 6000 K  
 230/12 V, 18 VA  
 ⌀3 mm ↗10,5 mm ↔3 m  
 EAN4000870 703212  
**703.21**





White Plastic  
 Blanco Plástico  
 Bianco Plastica



Trafo  
 = 203  
 Control, Amplifier  
 = 202



**Stripe Warm white 97cm**

incl. 1x3,12 W  
 195 lm, 3000 K  
 <math>\sphericalangle 120^\circ</math>  
 DC 12 V  
 $\varnothing 3 \leftrightarrow 975 \varnothing 10,5 \text{ mm}$   
 EAN4000870 702086  
**702.08**


A++-A



**Stripe Daylight 97cm**

incl. 1x3,12 W  
 273 lm, 6000 K  
 <math>\sphericalangle 120^\circ</math>  
 DC 12 V  
 $\varnothing 3 \leftrightarrow 975 \varnothing 10,5 \text{ mm}$   
 EAN4000870 702093  
**702.09**

A++-A



**Stripe Warm white 3m**

incl. 1x9,7 W  
 600 lm, 3000 K  
 <math>\sphericalangle 120^\circ</math>  
 DC 12 V  
 $\varnothing 3 \text{ mm} \varnothing 10,5 \text{ mm} \leftrightarrow 3 \text{ m}$   
 EAN4000870 705926  
**705.92** new

A++-A



**Stripe Daylight 3m**

incl. 1x9,7 W  
 840 lm, 6000 K  
 <math>\sphericalangle 120^\circ</math>  
 DC 12 V  
 $\varnothing 3 \text{ mm} \varnothing 10,5 \text{ mm} \leftrightarrow 3 \text{ m}$   
 EAN4000870 705933  
**705.93** new

A++-A



**Distance Pack Warm white**

incl. 2x0,08 W / 2x0,24 W  
 5/15 lm, 3000 K  
 <math>\sphericalangle 120^\circ</math>  
 DC 12 V  
 $\varnothing 3 \leftrightarrow 25/75 \varnothing 10,5 \text{ mm}$   
 EAN4000870 703366  
**703.36**

A++-A



**Distance Pack Daylight**

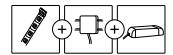
incl. 2x0,08 W / 2x0,24 W  
 7/21 lm, 6000 K  
 <math>\sphericalangle 120^\circ</math>  
 DC 12 V  
 $\varnothing 3 \leftrightarrow 25/75 \varnothing 10,5 \text{ mm}$   
 EAN4000870 703373  
**703.37**

A++-A

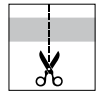


Distance Pack Warm white					L (mm)	Watt(W)
<input checked="" type="checkbox"/>					25	0,08
<input checked="" type="checkbox"/>	<input checked="" type="checkbox"/>				50	0,16
		<input checked="" type="checkbox"/>			75	0,24
<input checked="" type="checkbox"/>		<input checked="" type="checkbox"/>			100	0,32
<input checked="" type="checkbox"/>	<input checked="" type="checkbox"/>	<input checked="" type="checkbox"/>			125	0,40
		<input checked="" type="checkbox"/>	<input checked="" type="checkbox"/>		150	0,48
<input checked="" type="checkbox"/>		<input checked="" type="checkbox"/>	<input checked="" type="checkbox"/>		175	0,56
<input checked="" type="checkbox"/>	<input checked="" type="checkbox"/>	<input checked="" type="checkbox"/>	<input checked="" type="checkbox"/>		200	0,64

Distance Pack Daylight					L (mm)	Watt(W)
<input checked="" type="checkbox"/>					25	0,08
<input checked="" type="checkbox"/>	<input checked="" type="checkbox"/>				50	0,16
		<input checked="" type="checkbox"/>			75	0,24
<input checked="" type="checkbox"/>		<input checked="" type="checkbox"/>			100	0,32
<input checked="" type="checkbox"/>	<input checked="" type="checkbox"/>	<input checked="" type="checkbox"/>			125	0,40
		<input checked="" type="checkbox"/>	<input checked="" type="checkbox"/>		150	0,48
<input checked="" type="checkbox"/>		<input checked="" type="checkbox"/>	<input checked="" type="checkbox"/>		175	0,56
<input checked="" type="checkbox"/>	<input checked="" type="checkbox"/>	<input checked="" type="checkbox"/>	<input checked="" type="checkbox"/>		200	0,64



🔌 Black 🧱 Plastic  
 🔌 Negro 🧱 Plástico  
 🔌 Nero 🧱 Plastica




Trafo  
 □ = 203

Control,  
 Amplifier  
 □ = 201



**Basic Set RGB 1,5m** A++-A  
 expanded max. 2,5m

incl. 1×14,4 W  
 420 lm  
 <math>\sphericalangle</math> 120°  
 230/12 V, 18 VA  
 ⌀3 mm ↗10,5 mm ↔1,5 m  
 EAN4000870 703199  
**703.19** 📦



**Basic Set RGB 3m** A++-A  
 expanded max. 5m

incl. 1×28,8 W  
 840 lm  
 <math>\sphericalangle</math> 120°  
 230/12 V, 24 VA  
 ⌀3 mm ↗10,5 mm ↔3 m  
 EAN4000870 703229  
**703.22** 📦



**Stripe RGB 98cm** A++-A

incl. 1×9,36 W  
 273 lm  
 <math>\sphericalangle</math> 120°  
 DC 12 V  
 ⌀3 ↔975 ↗10,5 mm  
 EAN4000870 702109  
**702.10** 📦



**Stripe RGB 3m** A++-A

incl. 1×28,8 W  
 840 lm  
 <math>\sphericalangle</math> 120°  
 DC 12 V  
 ⌀3 mm ↗10,5 mm ↔3 m  
 EAN4000870 705940  
**705.94** 📦 **new**



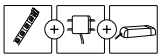
**Distance Pack RGB** A++-A

incl. 2×0,24 W / 2×0,72 W  
 7/21 lm  
 <math>\sphericalangle</math> 120°  
 DC 12 V  
 ⌀3 ↔30/75 ↗10,5 mm  
 EAN4000870 703380  
**703.38** 📦

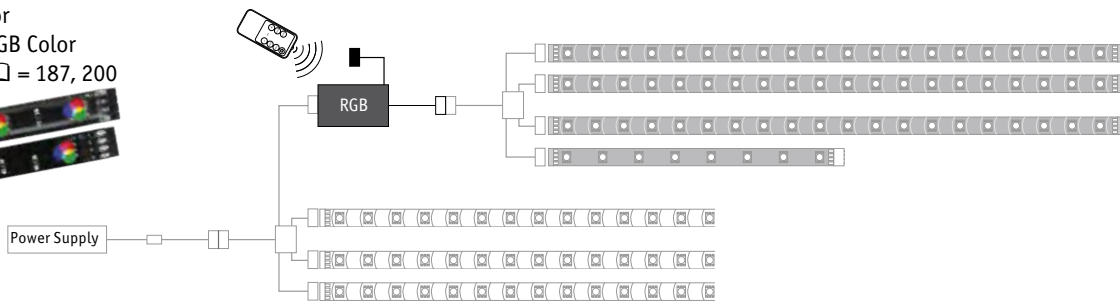


Distance Pack RGB				L (mm)	Watt(W)
✓				30	0,24
✓	✓			60	0,48
		✓		75	0,72
✓		✓		105	0,96
✓	✓	✓		135	1,20
		✓	✓	150	1,44
✓		✓	✓	180	1,68
✓	✓	✓	✓	210	1,92





for  
RGB Color  
□ = 187, 200



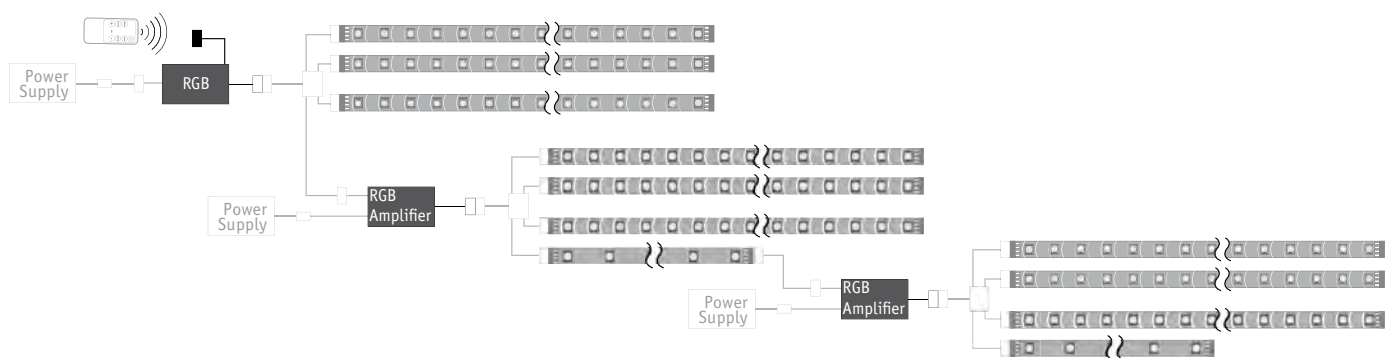
**RGB-Controller 12V DC**

max. 60 W  
DC 12 V  
∅22 ∅60 ∅35 mm  
EAN4000870 702024  
**702.02**



Plastic  
Plástico  
Plastica

- ▶ Amplifying the control signal from the type 702.02 YourLED controller.
- ▶ This is how to use a remote control to synchronously control larger YourLED or YourLED ECO RGB strip systems.
- ▶ An additional power supply unit is attached to each amplifier to increase the power of the system.
- ▶ Para amplificar la señal de control de la controladora RGB YourLED (Art. N° 702.02).
- ▶ Así pueden controlarse con un mando a distancia mayores sistemas RGB-Stripe YourLED o YourLED ECO sincronizadamente.
- ▶ Mediante cada amplificador se conecta una fuente de alimentación adicional, para ampliar la potencia del sistema.
- ▶ Per potenziare il segnale di comando del regolatore RGB YourLED Art. 702.02.
- ▶ Un telecomando permette di comandare sincronicamente grandi sistemi di strisce YourLED o YourLED ECO RGB.
- ▶ A ogni amplificatore viene collegata un'ulteriore fonte di alimentazione per implementare la potenza del sistema.



**RGB Amplifier**

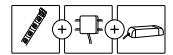
max. 60 W  
DC 12 V  
∅24 ∅105 ∅65 mm  
EAN4000870 703359  
**703.35**



Alu/Matt Metal  
Aluminio/Mate Metal  
Alluminio/Opaco Metallo

for  
RGB Color  
□ = 187, 200





- ▶ For switching on or off or dimming the monochrome YourLED, YourLED ECO or DECO Stripes.
- ▶ The controller with remote control makes operation easy and provides a pleasant, dimmable mood light.

- ▶ Para conmutar o regular regletas monocolor de YourLED, YourLED ECO o DECO
- ▶ El mando a distancia ofrece confort y convence por su agradable luz regulable

- ▶ Per commutare o regolare l'intensità delle strisce YourLED, YourLED ECO o DECO monocromatiche
- ▶ Il regolatore con comando remoto offre il comfort necessario e affascina con una piacevole luce d'atmosfera regolabile




for  
Stripe  
196, 198-199, 213



#### Dimm/Switch Controller

max. 60 W  
DC 12 V  
∅22 ∅63 ∅35 mm  
EAN4000870 704615  
**704.61**



White Plastic  
Blanco Plástico  
Plastica

- ▶ Amplifying the control signal from the YourLED dimmer/controller type 70461.
- ▶ This is how to use a remote control to synchronously control larger monochrome YourLED, YourLED ECO or DECO Stripe systems.
- ▶ An additional power supply unit is attached to each amplifier to increase the power of the system.

- ▶ Para amplificar la señal de control de la controladora/regulador de YourLED (Art. N° 70461)
- ▶ Así pueden controlarse o regular con un mando a distancia mayores sistemas de regletas YourLED, YourLED ECO o DECO sincronizadamente
- ▶ Mediante cada amplificador se conecta una fuente de alimentación adicional, para ampliar la potencia del sistema

- ▶ Per potenziare il segnale di comando del regolatore/commutatore YourLED 70461
- ▶ Un telecomando permette di comandare o regolare in maniera sincronizzata grandi sistemi di strisce YourLED, YourLED ECO o DECO monocromatiche
- ▶ A ogni amplificatore viene collegata un'ulteriore fonte di alimentazione per implementare la potenza del sistema



for  
Stripe  
196, 198-199, 213





#### Amplifier

max. 60 W  
DC 12 V  
∅24 ∅105 ∅65 mm  
EAN4000870 704523  
**704.52**



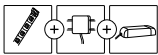
Alu matt Metall  
Aluminio mate Metall  
Alluminio opaco Metall



#### Trafobox

∅58 ∅96 ∅208-308 mm  
EAN4000870 705919  
**705.91** new

Chrome matt Plastic/Alu  
Cromo mate Plástico/Aluminio  
Cromo opaco Plastica/Alluminio



	15 W Power Supply / Tranfo	48 W Power Supply / Tranfo	60 W Power Supply / Tranfo
	<b>max.</b>		
YourLED	<b>4m</b>	<b>15m</b> (9m + 6m) *	<b>19m</b> (9m + 9m + 1m) *
YourLED RGB	<b>1m</b>	<b>5m</b> (4m + 1m) *	<b>6m</b> (4m + 2m) *
YourLED ECO	<b>6m</b>	<b>20m</b> (12m + 8m) *	<b>25m</b> (12m + 12m + 1m) *
YourLED ECO RGB	<b>2m</b>	<b>6,5m</b> (6m + 0,5m) *	<b>8m</b> (6m + 2m) *

\* To reach full efficiency of the system, use the junktionbox 702.03  
 \* Para aprovechar al máximo la potencia del sistema utilice la caja de conexión 702.03  
 \* Per godere a pieno della potenza del sistema utilizzare il Junctionbox 702.03



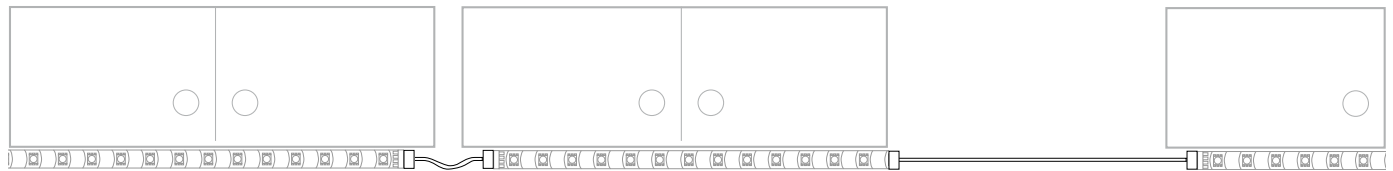
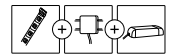
Grey/Black Plastic  
 Gris/Negro Plástico  
 Grigio/Nero Plastica

<p><b>Power Supply 230/12V DC</b>        max. 15 W        230/12 V, 15 VA        ⌀18 ↔125 ⌀40 mm        EAN4000870 701997  <b>701.99</b></p>	<p><b>Power Supply 230/12V DC</b>        max. 48 W        230/12 V, 48 VA        ⌀40 ↔135 ⌀55 mm        EAN4000870 702000  <b>702.00</b></p>	<p><b>Power Supply 60W 230/12V DC IP65</b>        max. 60 W        230/12 V, 60 VA        ⌀40 ↔225 ⌀60 mm        EAN4000870 702017  <b>702.01</b></p>

- ▶ Proximity switch for switching on and off the LED stripes and other products
- ▶ Max. 75 W (magnetic transformers)
- ▶ Max. 60 W (electronic load)
- ▶ Max. 250 W (light bulbs)
- ▶ Interruptor de proximidad para encender/apagar regletas LED-stripes y otros productos
- ▶ Máx. 75 W (transformadores magnéticos)
- ▶ Máx. 60 W (carga electrónica)
- ▶ Máx. 250 W (lámparas incandescentes)
- ▶ Interruttori di prossimità per accensione/spengimento delle strisce di LED e di altri prodotti
- ▶ Max. 75 W (trasformatori magnetici)
- ▶ Max. 60 W (carico elettronico)
- ▶ Max. 250 W (lampadine a incandescenza)

White Plastic  
 Blanco Plástico  
 Bianco Plastica

	<p>(mm)</p> <p>PIR-Sensor        on/off        50-100        10°</p> <p>IN 230V        not incl.</p> <p>2000</p> <p>PIR-Sensor</p>	<p><b>PIR-Sensor</b>        max. 60 W        230 V        ⌀19 ⌀17,5 ↔85 ⌀36 mm        EAN4000870 704516  <b>704.51</b></p>
--	--	--



**Flex-Connector 10cm**

↕5 mm ↔13 mm ↔0,11 m  
EAN4000870 702154  
**702.15**

- 🔗 White 📦 Plastic
- 🔗 Blanco 📦 Plástico
- 🔗 Bianco 📦 Plastica



**Flex-Connector 1m**

↕13 mm ↗5 mm ↔1 m  
EAN4000870 702048  
**702.04**

- 🔗 White 📦 Plastic
- 🔗 Blanco 📦 Plástico
- 🔗 Bianco 📦 Plastica



**Flex-Connector 5m**

↕13 mm ↗5 mm ↔5 m  
EAN4000870 702512  
**702.51**


- 🔗 White 📦 Plastic
- 🔗 Blanco 📦 Plástico
- 🔗 Bianco 📦 Plastica



4x50cm



1x



1x



4x



2x

2x

**Junction-Box**

↕12 ↔30 ↗45 mm  
EAN4000870 702031  
**702.03**

- 🔗 White 📦 Plastic
- 🔗 Blanco 📦 Plástico
- 🔗 Bianco 📦 Plastica

**X-Connector**

↕7 ↔33 ↗33 mm  
EAN4000870 702826  
**702.82**

- 🔗 White 📦 Plastic
- 🔗 Blanco 📦 Plástico
- 🔗 Bianco 📦 Plastica

**Edge-Connector Pack**

max. 60 W  
↕12 ↔17 ↗13 mm  
EAN4000870 703342  
**703.34**

- 🔗 White/Black
- 🔗 Blanco/Negro
- 🔗 Bianco/Nero



2x


2x

2x

2x



2x



2x

**Edge-Connector 90° Pack**

max. 60 W  
↕5 ↔23 ↗23 mm  
EAN4000870 705995  
**705.99** new

- 🔗 White/Black
- 🔗 Blanco/Negro
- 🔗 Bianco/Nero

**ECO Clip-to-Clip Connector Pack**

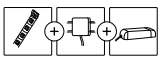
↕6 ↔13,5 ↗14 mm  
EAN4000870 704899  
**704.89** new

- 🔗 White 📦 Plastic
- 🔗 Blanco 📦 Plástico
- 🔗 Bianco 📦 Plastica

**ECO Clip-to-YourLED Connector Pack**

↕6 ↔13 ↗18 mm  
EAN4000870 704905  
**704.90** new

- 🔗 White 📦 Plastic
- 🔗 Blanco 📦 Plástico
- 🔗 Bianco 📦 Plastica



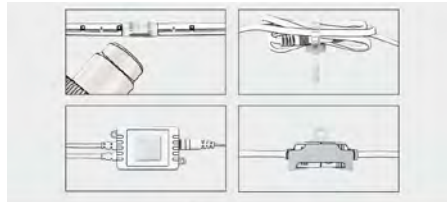
**ECO Clip Connector Pack**

∅6 mm ⇔ 13,5 mm ⇔ 0,5 m

EAN4000870 704882

**704.88** **new**

- White Plastic
- Blanco Plástico
- Bianco Plastica



**Mounting Pack**

EAN4000870 705902

**705.90** **new**

- Plastic
- Plástico
- Plastica

For achieving an IP protection on coated yourLED stripes

- ▶ Protects the linkage points between stripes and system plugs
- ▶ 4:1 Shrink ratio

Para la protección IP de tiras yourLED con revestimiento

- ▶ Protege los puntos de unión entre tiras y enchufes
- ▶ Tasa de contracción 4:1

Per ottenere una protezione IP delle strisce yourLED rivestite

- ▶ Protegge i punti di collegamento tra le strisce e le spine del sistema
- ▶ Rapporto di restringimento 4:1



**Water Protection**

∅14 ⇔ 150 mm

EAN4000870 702475

**702.47**

Water-Protection  
702.47 / 232



YourLED Stripe 975mm  
702.05, 702.06, 702.07, 702.08, 702.09, 702.11,  
702.12, 702.13, 702.14, 703.20, 703.17, 703.18,  
703.19, 703.20, 703.21, 703.22



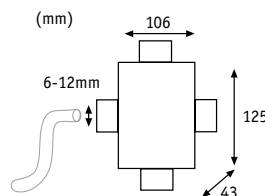
IP44

- Transparent Plastic
- Trasparente Plástico
- Trasparente Plastica

- ▶ Connection box for up to 4 lines
- ▶ Unused outputs remain closed
- ▶ Dust- and waterproof (IP67)

- ▶ Caja de conexión para 4 cables
- ▶ Las tomas que no se usan permanecen cerradas
- ▶ Hermético al polvo y protegido frente a inmersión en agua (IP67)

- ▶ Scatola di collegamento fino a 4 linee
- ▶ Le uscite inutilizzate rimangono chiuse
- ▶ Protezione da penetrazione di polvere e breve immersione in acqua (IP67)



**Special Line Junction-Box**

max. 2500 W

∅125 ⇔ 106 ⇔ 43 mm

EAN4000870 002322

**232**



- Black Plastic
- Negro Plástico
- Nero Plastica





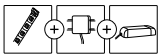
White Plastic  
 Blanco Plástico  
 Bianco Plastica



Trafo  
 = 203

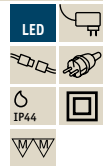


- ▶ YourLED LED strips for splash-protected installation in bathrooms and damp rooms (IP44). The coated strips are optimally sealed at the connection points by means of shrink tubing.
  - ▶ Reliable splash protection, thanks to large amount of shrinking and hot-melt adhesive seal
  - ▶ Optimal sealing results using a customary hot air gun
  - ▶ Can be combined with YourLED connectors and accessories
  - ▶ Easy mounting thanks to plug-in connections
  - ▶ Self-adhesive, flexible; can be shortened in the same way as the well-known YourLED LED strips
- ▶ Regletas de LEDs YourLED para montar protegidas frente a salpicaduras de agua en baños y ambientes húmedos (IP44). Las regletas recubiertas se impermeabilizan óptimamente mediante tubo contráctil en los puntos de conexión.
  - ▶ Fiable protección contra salpicaduras de agua gracias al alto grado de contractibilidad de la junta y al adhesivo de fusión
  - ▶ Óptima estanqueización sencillamente con la ayuda de un secador de pelo corriente
  - ▶ Combinable con accesorios y conectores YourLED
  - ▶ Montaje sencillo mediante conectores
  - ▶ Autoadhesivas, flexibles y recortables como las conocidas regletas YourLED
- ▶ Strisce di LED YourLED per il montaggio a prova di spruzzi d'acqua in bagno o in altri ambienti umidi (IP44). Le strisce rivestite vengono rese stagne mediante applicazione di un tubo termoretraibile nei punti di collegamento.
  - ▶ Protezione affidabile contro gli spruzzi d'acqua grazie all'elevata restringibilità e alla tenuta termoplastica
  - ▶ Per ottimi risultati di tenuta è sufficiente usare l'aria calda di un comune asciugacapelli
  - ▶ Combinabili con connettori e accessori YourLED
  - ▶ Montaggio semplice con connessioni a innesto
  - ▶ Autoadesive, flessibili e accorciabili come le note strisce LED YourLED

**Basic Set Warm white 3m IP44**

A++-A

incl. 1x9,7 W  
600 lm, 3000 K  
∠ 120°  
230/12 V, 18 VA  
∅3 mm ↗10,5 mm ↔3 m  
EAN4000870 705100  
**705.10** **new**

**Stripe Warm white IP44 97cm**


A++-A

incl. 1x3,12 W  
195 lm, 3000 K  
∠ 120°  
DC 12 V  
∅3 ↔975 ↗10,5 mm  
EAN4000870 703090  
**703.09**

**Stripe Pack Warm white IP44 3x97cm**

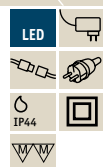
A++-A

incl. 3x3,12 W  
585 lm, 3000 K  
∠ 120°  
DC 12 V  
∅3 ↔2925 ↗10,5 mm  
EAN4000870 704073  
**704.07**

**Basic Set Daylight 3m IP44**

A++-A

incl. 1x9,7 W  
840 lm, 6000 K  
∠ 120°  
230/12 V, 18 VA  
∅3 mm ↗10,5 mm ↔3 m  
EAN4000870 705117  
**705.11** **new**

**Stripe Daylight IP44 97cm**

A++-A

incl. 1x3,12 W  
273 lm, 6000 K  
∠ 120°  
DC 12 V  
∅3 ↔975 ↗10,5 mm  
EAN4000870 703106  
**703.10**

**Stripe Pack Daylight IP44 3x97cm**

A++-A

incl. 3x3,12 W  
819 lm, 6000 K  
∠ 120°  
DC 12 V  
∅3 ↔2925 ↗10,5 mm  
EAN4000870 704080  
**704.08**

**Basic Set RGB 3m IP44**

A++-A

incl. 1x28,8 W  
840 lm  
∠ 120°  
230/12 V, 24 VA  
∅3 mm ↗10,5 mm ↔3 m  
EAN4000870 705124  
**705.12** **new**

**Stripe RGB IP44 97cm**

A++-A

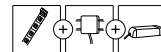
incl. 1x9,36 W  
273 lm  
∠ 120°  
DC 12 V  
∅3 ↔975 ↗10,5 mm  
EAN4000870 703113  
**703.11**

**Stripe Pack RGB IP44 3x97cm**

A++-A

incl. 3x9,36 W  
819 lm  
∠ 120°  
DC 12 V  
∅3 ↔2925 ↗10,5 mm  
EAN4000870 703120  
**703.12**





- 👉 White 📊 Plastic
- 👉 Blanco 📊 Plástico
- 👉 Bianco 📊 Plastica

- ▶ Fully jacketed LED strips for decorative outdoor lighting in the garden, at the property entrance, below lintels, in damp rooms or for many other uses (IP67 - able to withstand immersion in water).
- ▶ Plug-and-play: Complete set with plug for easy installation
- ▶ Incl. transformer (IP 64: dust-proof and splash-protected).
- ▶ Incl. 1 m power cable - 5 m extension cable available as accessory (IP 65: waterjet-protected)
- ▶ LED strips can be shortened every 10 cm - end cap and silicone sealing agent incl.
- ▶ For loose placement or fixed installation using plastic brackets (incl.)
- ▶ Not suitable for use in the vicinity of aggressive chemicals (chlorine water and similar)

- ▶ Regletas de red completamente revestidas para iluminación exterior decorativa en el jardín, en la entrada a la casa, bajo el alero, en espacios húmedos y en muchos otros lugares (IP67 - protección contra inmersión en agua).
- ▶ Plug'n'play: juego completo listo para enchufar, simplificándose el tendido
- ▶ Transformador incl. (IP64 - hermético al polvo y a salpicaduras de agua).
- ▶ Cable de alim. de 1 m incl. (prolongador de 5 m disponible como accesorio; IP65 - resistente a chorro de agua proyectada)
- ▶ Las regletas de LEDs se pueden recortar cada 10 cm (moldura de cierre y sellado de silicona incluidos)
- ▶ Para tendido libre o para fijar con presillas de plástico (incluidas)
- ▶ No apto para ambientes con sustancias químicas agresivas (p.ej. agua clorada)

- ▶ Strisce di LED rivestite su tutti i lati per illuminazione decorativa di esterni: in giardino, sopra l'ingresso, sotto la traversa del tetto, in ambienti umidi e in molti altri punti (protezione contro l'immersione in acqua - IP67).
- ▶ Plug ,n' play: set completo pronto al collegamento per la massima facilità di posa
- ▶ Trasformatore incluso (con protezione contro penetrazione di polvere e spruzzi d'acqua - IP64).
- ▶ Cavo di alimentazione da 1 m incluso - Prolunga da 5 m disponibile come accessorio (con protezione dai getti diretti d'acqua - IP65)
- ▶ Le strisce di LED sono accorciabili ogni 10 cm - Calotta terminale e sigillante al silicone inclusi
- ▶ Per la posa mobile o il fissaggio con staffe in plastica (incluse)
- ▶ Non adatte all'impiego in presenza di sostanze chimiche aggressive (acqua clorurata o simili)



Softstart  
-20°C



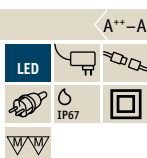
Softstart  
-20°C



Softstart  
-20°C

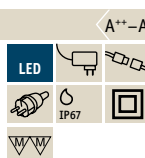
**WaterLED Neutral white 3m**

incl. 1x7 W  
420 lm, 4000 K  
230/12 V, 7,2 VA  
⌀4,5 mm ⌀10 mm ⇔3 m  
EAN4000870 704196  
**704.19**



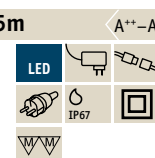
**WaterLED Neutral white 5m**

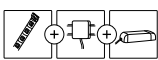
incl. 1x10,5 W  
700 lm, 4000 K  
230/12 V, 12 VA  
⌀4,5 mm ⌀10 mm ⇔5 m  
EAN4000870 704189  
**704.18**



**WaterLED Neutral white 7,5m**

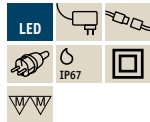
incl. 1x14 W  
1000 lm, 4000 K  
230/12 V, 18 VA  
⌀4,5 mm ⌀10 mm ⇔7,5 m  
EAN4000870 704172  
**704.17**



Softstart  
-20°CSoftstart  
-20°CSoftstart  
-20°C**WaterLED Multicolor 3m**

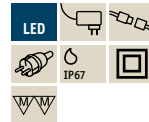
A++-A

incl. 1x7 W  
220 lm  
230/12 V, 7,2 VA  
⌀4,5 mm ⌀10 mm ⇄3 m  
EAN4000870 704165  
**704.16**

**WaterLED Multicolor 5m**

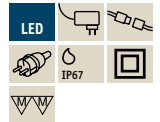
A++-A

incl. 1x10,5 W  
350 lm  
230/12 V, 12 VA  
⌀4,5 mm ⌀10 mm ⇄5 m  
EAN4000870 704158  
**704.15**

**WaterLED Multicolor 7,5m**

A++-A

incl. 1x14 W  
550 lm  
230/12 V, 18 VA  
⌀4,5 mm ⌀10 mm ⇄7,5 m  
EAN4000870 704141  
**704.14**



- ▶ LED Stripe set with 164 functions for a range of different light effects, can be shortened electronically
- ▶ The digital control allows colours to be mixed in dynamic rhythms
- ▶ Can be dimmed or switched on or off by remote control.
- ▶ 3 LEDs can be disconnected from the strip end in segments. This allows the strip to be installed in a range of locations at the appropriate length.


- ▶ Juego de regleta LED electrónica acortable con 164 funciones para diversos efectos lumínicos
- ▶ El control digital permite mezclar colores a ritmos dinámicos
- ▶ Conmutable y regulable por mando a distancia
- ▶ Desde el extremo de la regleta se pueden desconectar 3 LED por segmento. Así se puede colocar la regleta en la longitud adecuada en distintos lugares

- ▶ Set di strisce LED accorciabili con 164 funzioni per molteplici effetti di luce
- ▶ Il sistema di comando digitale consente di miscelare i colori con ritmi dinamici
- ▶ Commutabile e regolabile tramite telecomando
- ▶ Dalle estremità delle strisce è possibile disinserire 3 LED per segmento. In questo modo la striscia può essere utilizzata in diversi punti con una lunghezza differente

**WaterLED Digital**


A++-A

incl. 1x6,4 W  
160 lm  
230/12 V, 24 VA  
⌀5 ⇄3050 ⌀12 mm  
EAN4000870 706985  
**706.98**

**WaterLED Digital**

A++-A

incl. 1x9,8 W  
256 lm  
230/12 V, 24 VA  
⌀5 ⇄4880 ⌀12 mm  
EAN4000870 706992  
**706.99**

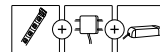


Trafo Stripe

**WaterLED Flex-Connector 5m**

DC 12 V  
⇄5 m  
EAN4000870 704134  
**704.13**





White Plastic  
Blanco Plástico  
Bianco Plastica



Trafo  
□ = 203

- ▶ Phosphorescent YourLED DECO LED strips with fascinating light effect
- ▶ Glare-free for use in field of view, thanks to decorative coating
- ▶ Useful orientation light even when switched off
- ▶ Afterglow of max. 2 hours.
- ▶ For expanding the YourLED DECO basic set
- ▶ Can be combined with YourLED connectors and accessories
- ▶ Easy mounting thanks to plug-in connections
- ▶ Self-adhesive, flexible; can be shortened in the same way as the well-known YourLED LED strips
- ▶ Regletas YourLED DECO posluminiscentes con fascinantes efectos de luz
- ▶ Antideslumbrantes en la parte visible gracias a su decorativo recubrimiento
- ▶ Útil luz de orientación incluso en estado apagado
- ▶ Duración máx. de posluminiscencia de 2 horas.
- ▶ Para ampliar los juegos básicos YourLED DECO
- ▶ Combinable con accesorios y conectores YourLED
- ▶ Montaje sencillo mediante conectores
- ▶ Autoadhesivas, flexibles y recortables como las conocidas regletas YourLED
- ▶ Strisce di LED fluorescenti YourLED DECO con suggestivo effetto luminoso
- ▶ Nessun effetto abbagliante nella parte visibile grazie al rivestimento decorativo
- ▶ Utili come luce di orientamento anche da spente
- ▶ Durata max. della fluorescenza: 2 ore
- ▶ Per estensione dei set di base YourLED DECO
- ▶ Combinabili con connettori e accessori YourLED
- ▶ Montaggio semplice con connessioni a innesto
- ▶ Autoadesive, flessibili e accorciabili come le note strisce LED YourLED



**DECO Stripe Neon Lilac 1m** A++-A

incl. 1x2,4 W  
150 lm  
< 120°  
DC 12 V  
⌀3 mm ↗10,5 mm ↔1 m  
EAN4000870 704363  
**704.36**



**DECO Stripe Neon Pink 1m** A++-A

incl. 1x2,4 W  
150 lm  
< 120°  
DC 12 V  
⌀3 mm ↗10,5 mm ↔1 m  
EAN4000870 704844  
**704.84**



**DECO Stripe Neon Green 1m** A++-A

incl. 1x2,4 W  
150 lm  
< 120°  
DC 12 V  
⌀3 mm ↗10,5 mm ↔1 m  
EAN4000870 704837  
**704.83**



**DECO Stripe Neon Orange 1m** A++-A

incl. 1x2,4 W  
150 lm  
< 120°  
DC 12 V  
⌀3 mm ↗10,5 mm ↔1 m  
EAN4000870 704318  
**704.31**



**Basic Set DECO Stripe Neon Lilac 3m expanded max. 6,25m** A++-A

incl. 1x7,2 W  
450 lm  
< 120°  
230/12 V, 18 VA  
⌀3 mm ↗10,5 mm ↔3 m  
EAN4000870 705056  
**705.05**



**Basic Set DECO Stripe Neon Pink 3m expanded max. 6,25m** A++-A

incl. 1x7,2 W  
450 lm  
< 120°  
230/12 V, 18 VA  
⌀3 mm ↗10,5 mm ↔3 m  
EAN4000870 705070  
**705.07**



**Basic Set DECO Stripe Neon Green 3m expanded max. 6,25m** A++-A

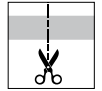
incl. 1x7,2 W  
450 lm  
< 120°  
230/12 V, 18 VA  
⌀3 mm ↗10,5 mm ↔3 m  
EAN4000870 705049  
**705.04**



**Basic Set DECO Stripe Neon Orange 3m expanded max. 6,25m** A++-A

incl. 1x7,2 W  
450 lm  
< 120°  
230/12 V, 18 VA  
⌀3 mm ↗10,5 mm ↔3 m  
EAN4000870 705063  
**705.06**





Trafo  
□ = 203

- ▶ Phosphorescent YourLED DECO LED strips with fascinating glitter light effect  
Glare-free for use in field of view, thanks to decorative coating  
Useful orientation light even when switched off  
Afterglow of max. 2 hours.
- ▶ For expanding the YourLED DECO basic set
- ▶ Can be combined with YourLED connectors and accessories  
Plug-in connectors for easy mounting  
Self-adhesive, flexible; can be shortened in the same way as the well-known YourLED LED strips
- ▶ Regletas YourLED DECO posluminiscentes con fascinantes efectos de brillos de luz  
Antideslumbrantes en la parte visible gracias a su decorativo recubrimiento  
Útil luz de orientación incluso en estado apagado  
Duración máx. de posluminiscencia de 2 horas.
- ▶ Para ampliar los juegos básicos YourLED DECO
- ▶ Combinable con accesorios y conectores YourLED  
Conectores que permiten un montaje sencillo  
Autoadhesivas, flexibles y recortables como las conocidas regletas YourLED
- ▶ Strisce di LED fluorescenti YourLED DECO con suggestivo effetto glitter  
Nessun effetto abbagliante nella parte visibile grazie al rivestimento decorativo  
Utili come luce di orientamento anche da spente  
Durata max. della fluorescenza: 2 ore
- ▶ Per estensione dei set di base YourLED DECO
- ▶ Combinabili con connettori e accessori YourLED  
Montaggio semplice con connessioni a innesto  
Autoadesive, flessibili e accorciabili come le note strisce LED YourLED



#### DECO Stripe Glitter Blue 1m

A++-A

incl. 1x2,4 W


150 lm

 $\sphericalangle$  120°

DC 12 V

 $\updownarrow$  3 mm  $\curvearrowright$  10,5 mm  $\leftrightarrow$  1 m

EAN4000870 704820

**704.82**


#### Basic Set DECO Stripe Glitter Blue 3m expanded max. 6,25m

A++-A

incl. 1x7,2 W

450 lm

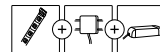
 $\sphericalangle$  120°

230/12 V, 18 VA

 $\updownarrow$  3 mm  $\curvearrowright$  10,5 mm  $\leftrightarrow$  3 m

EAN4000870 705032

**705.03**

👉 White 📊 Plastic  
 👉 Blanco 📊 Plástico  
 👉 Bianco 📊 Plastica



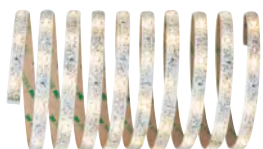
Trafo  
 □ = 203

- ▶ YourLED DECO LED strips with fascinating glitter light effect  
 Glare-free for use in field of view, thanks to decorative coating and holographic light effects
- ▶ For expanding the YourLED DECO basic set
- ▶ Can be combined with YourLED connectors and accessories  
 Plug-in connectors for easy mounting  
 Self-adhesive, flexible; can be shortened in the same way as the well-known YourLED LED strips
- ▶ Regletas YourLED DECO con fascinantes efectos de brillos de luz  
 Antideslumbrantes en la parte visible gracias a su decorativo recubrimiento y con efectos de luz holográficos
- ▶ Para ampliar los juegos básicos YourLED DECO
- ▶ Combinable con accesorios y conectores YourLED  
 Conectores que permiten un montaje sencillo  
 Autoadhesivas, flexibles y recortables como las conocidas regletas YourLED
- ▶ Strisce di LED YourLED DECO con suggestivo effetto glitter  
 Nessun effetto abbagliante nella parte visibile grazie a rivestimento decorativo ed effetti olografici
- ▶ Per estensione dei set di base YourLED DECO
- ▶ Combinabili con connettori e accessori YourLED  
 Montaggio semplice con connessioni a innesto  
 Autoadesive, flessibili e accorciabili come le note strisce LED YourLED



**DECO Stripe Glitter 1m**

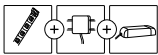
A++-A  
 incl. 1x2,4 W  
 150 lm, 3000 K  
 ✕ 120°  
 DC 12 V  
 ⚙️3 mm ⚙️10,5 mm ↔1 m  
 EAN4000870 704851  
**704.85**



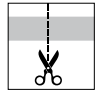
**Basic Set DECO Stripe Glitter 3m expanded max. 6,25m**

A++-A  
 incl. 1x7,2 W  
 450 lm, 3000 K  
 ✕ 120°  
 230/12 V, 18 VA  
 ⚙️3 mm ⚙️10,5 mm ↔3 m  
 EAN4000870 705025  
**705.02**





White Plastic  
 Blanco Plástico  
 Bianco Plastica



- ▶ Coated YourLED LED strip with golden light for decorative room illumination and practical use. Easy installation thanks to adhesive rear side and plug-in system. Splash protection can be achieved by using optional accessories. Please select the required power supply based on the length of the entire strip.
- ▶ Can be combined with YourLED connectors and accessories
- ▶ Plug-in connectors for easy mounting
- ▶ Self-adhesive, flexible; can be shortened in the same way as the well-known YourLED LED strips
- ▶ Expandable to up to 9 strips (9 m)
- ▶ Regleta YourLED recubierta y con luz de tono dorado para iluminación decorativa y útil. Fácil de montar gracias al sistema de conexión y el dorso autoadhesivo. Protección opcional contra salpicaduras de agua mediante accesorios. Seleccione la fuente de alimentación que precise según la longitud total de la regleta.
- ▶ Combinable con accesorios y conectores YourLED
- ▶ Conectores que permiten un montaje sencillo
- ▶ Autoadhesivas, flexibles y recortables como las conocidas regletas YourLED
- ▶ Ampliable hasta un máx. de 9 regletas (9m)
- ▶ Striscia di LED rivestita YourLED con colore della luce dorato per illuminazione funzionale e decorativa. Montaggio semplice grazie a retro adesivo e sistema a innesto. Protezione contro gli spruzzi d'acqua opzionale come accessorio. Scegliere l'alimentatore adatto in funzione della lunghezza complessiva della striscia.
- ▶ Combinabile con connettori e accessori YourLED
- ▶ Connessione a innesto per un montaggio semplice
- ▶ Autoadesiva, flessibile e accorciabile come le note strisce LED YourLED
- ▶ Ampliabile fino a max. 9 strisce (9 m)

**Stripe Gold 97cm**

A++-A

incl. 1x3,12 W

156 lm, 2000 K

✕ 120°

DC 12 V

⌀3 ⇄975 ↗10,5 mm

EAN4000870 704622

**704.62** **Power Supply 230/12V DC**

max. 15 W

230/12 V, 15 VA

⌀18 ⇄125 ↗40 mm

EAN4000870 701997

**701.99** **Power Supply 230/12V DC**

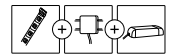
max. 48 W

230/12 V, 48 VA

⌀40 ⇄135 ↗55 mm

EAN4000870 702000

**702.00** 



- 👉 Warm white 🏠 Metal/Plastic
- 👉 Blanco cálido 🏠 Metal/Plástico
- 👉 Bianco caldo 🏠 Metallo/Plastica



**DECO Stripe Set 3m Marine** A++-A

incl. 1x7,2 W  
360 lm, 2700 K  
230/12 V, 8,4 VA  
⚡3 ↔3000 ↻10 mm  
EAN4000870 706022  
**706.02** 📦 **new**

LED

**DECO Stripe Set 3m Dino** A++-A

incl. 1x7,2 W  
360 lm, 2700 K  
230/12 V, 8,4 VA  
⚡3 ↔3000 ↻10 mm  
EAN4000870 706039  
**706.03** 📦 **new**

LED

**DECO Stripe Set 3m Party** A++-A

incl. 1x7,2 W  
360 lm, 2700 K  
230/12 V, 8,4 VA  
⚡3 ↔3000 ↻10 mm  
EAN4000870 706015  
**706.01** 📦 **new**

LED

**DECO Stripe Set 3m Pirate** A++-A

incl. 1x7,2 W  
360 lm, 2700 K  
230/12 V, 8,4 VA  
⚡3 ↔3000 ↻10 mm  
EAN4000870 706008  
**706.00** 📦 **new**

LED



Blacklight  
Luz negra  
Luce nera

- 👉 White 🏠 Plastic
- 👉 Blanco 🏠 Plástico
- 👉 Bianco 🏠 Plastica



**BlackLight LED Stripe-Set 1m**

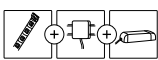
incl. 1x6 W  
230/12 V, 9,4 VA  
⚡2,5 mm ↻10,5 mm ↔1 m  
EAN4000870 703281  
**703.28** 📦

LED

**BlackLight LED Stripe-Set 3m**

incl. 1x18 W  
230/12 V, 18 VA  
⚡2,5 mm ↻10,5 mm ↔3 m  
EAN4000870 703298  
**703.29** 📦

LED



White Plastic  
 Blanco Plástico  
 Bianco Plastica



- ▶ LED Stripe set with 164 functions for a range of different light effects, can be shortened electronically
- ▶ The digital control allows colours to be mixed in dynamic rhythms
- ▶ Can be dimmed or switched on or off by remote control.
- ▶ 3 LEDs can be disconnected from the strip end in segments. This allows the strip to be installed in a range of locations at the appropriate length.
- ▶ Juego de regleta LED electrónica acortable con 164 funciones para diversos efectos lumínicos
- ▶ El control digital permite mezclar colores a ritmos dinámicos
- ▶ Conmutable y regulable por mando a distancia
- ▶ Desde el extremo de la regleta se pueden desconectar 3 LED por segmento. Así se puede colocar la regleta en la longitud adecuada en distintos lugares
- ▶ Set di strisce LED accorciabili con 164 funzioni per molteplici effetti di luce
- ▶ Il sistema di comando digitale consente di miscelare i colori con ritmi dinamici
- ▶ Commutabile e regolabile tramite telecomando
- ▶ Dalle estremità delle strisce è possibile disinserire 3 LED per segmento. In questo modo la striscia può essere utilizzata in diversi punti con una lunghezza differente



#### Digital LED Stripe Motion Color Set 3m

A++-A

incl. 1x9,6 W  
 165 lm  
 230/12 V, 18 VA  
 ⚡3 mm ⚡10,5 mm ↔3 m  
 EAN4000870 704813  
**704.81**



#### Digital LED Stripe Motion Color Set 5m

A++-A

incl. 1x14 W  
 275 lm  
 230/12 V, 24 VA  
 ⚡3 mm ⚡10,5 mm ↔5 m  
 EAN4000870 704806  
**704.80**



#### Digital LED Stripe Motion Color+White Set 3m

A++-A

incl. 1x11,8 W  
 1280 lm, RGB + 3000 K  
 230/12 V, 24 VA  
 ⚡3 ↔3050 ⚡10 mm  
 EAN4000870 706961  
**706.96** **new**




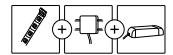
#### Digital LED Stripe Motion Color+White Set 5m

A++-A

incl. 1x18,8 W  
 2050 lm, RGB + 3000 K  
 230/12 V, 24 VA  
 ⚡3 ↔4880 ⚡10 mm  
 EAN4000870 706978  
**706.97** **new**

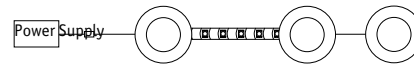
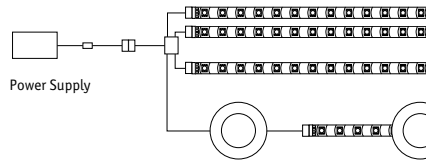







☞ Chrome/Chrome matt/Transparent ☒ Metal/Acryl  
 ☞ Cromo/Cromo mate/Trasparente ☒ Metal/Acricilo  
 ☞ Cromo/Cromo opaco/Trasparente  
 ☒ Metallo/Acricilo


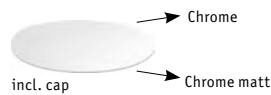
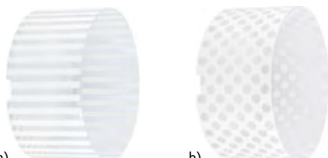
- ▶ „SunRay“ effect for walls & ceilings
- ▶ Two interchangeable effect films included
- ▶ Can be mounted directly onto a flush-mounting box
- ▶ The DecoBeam YourLED item can be directly combined with a YourLED Stripes installation
- ▶ Deco panel is reversible (chrome and chrome matt)
- ▶ Efecto „rayo de sol“ para pared y techo
- ▶ Se incluyen dos láminas intercambiables para efectos
- ▶ Puede montarse directamente en un enchufe empotrable
- ▶ El artículo Deco Beam YourLED puede combinarse con las regletas YourLED
- ▶ La cubierta decorativa es reversible (cromo y cromo mate)
- ▶ „Effetto „SunRay“ per parete e soffitto
- ▶ Comprese due lamine effetto intercambiabili
- ▶ Può essere montato direttamente su una presa sotto intonaco
- ▶ L'articolo Deco Beam YourLED può essere combinato direttamente con un'installazione YourLED Stripe
- ▶ Lo schermo decorativo è double-face (color cromo e cromo opaco)



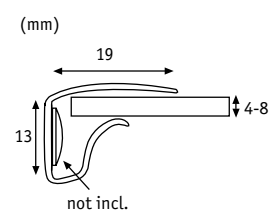
**YourLED DecoBeam**

incl. 1x2,2W  
 93 lm, 3000 K  
 12 V  
 ⌀54 ø103 mm  
 EAN4000870 703311  
**703.31**

A++-A




☞ Transparent ☒ Plastic  
 ☞ Trasparente ☒ Plástico  
 ☞ Trasparente ☒ Plastica



- ▶ Decorative light for display cases and glass edgings
- ▶ For illumination of glass shelves of any length with YourLED Stripes
- ▶ Suitable for glass thicknesses of 4-8 mm
- ▶ Easily fitted: Strip inserted and plugged on the back edges of the glass shelves
- ▶ Iluminación decorativa para vitrinas y estantes de cristal
- ▶ Para la iluminación de suelos de cristal de cualquier longitud con regletas YourLED
- ▶ Adecuada para grosores de cristal de 4-8 mm
- ▶ Montaje simple: Encaje la regleta acoplado el dorso al suelo de cristal
- ▶ Luce decorativa per vetrine e ripiani in vetro
- ▶ Per l'illuminazione di ripiani in vetro della lunghezza desiderata con YourLED Stripes
- ▶ Adatto per vetri con spessore di 4-8 mm
- ▶ Montaggio semplice: basta posare la striscia e montarla sul bordo posteriore dei ripiani in vetro

**BackLight Profil 1m**

⌀13 mm ⌀19 mm ⇔1 m  
 EAN4000870 702833  
**702.83**


**Mobil Stripe (4x1,5V AA excl.)**

incl. 2x0,9 W  
 2x95 lm, 2700 K  
 ⌀3 ↔800 ↗5 mm  
 EAN4000870 707012  
**707.01** **new**

White Metal/Plastic  
 Blanco Metal/Plástico  
 Bianco Metallo/Plastica


**Mobil Stripe Blue (4x1,5V AA excl.)**

incl. 2x0,6 W  
 2x8 lm  
 ⌀3 ↔800 ↗5 mm  
 EAN4000870 707029  
**707.02** **new**

White Metal/Plastic  
 Blanco Metal/Plástico  
 Bianco Metallo/Plastica


**Mobil Stripe RGB (4x1,5V AA excl.)**

incl. 2x1,2 W  
 2x28 lm  
 ⌀3 ↔800 ↗5 mm  
 EAN4000870 707005  
**707.00** **new**

White Metal/Plastic  
 Blanco Metal/Plástico  
 Bianco Metallo/Plastica


**Nightlight Torch**

incl. 1x0,7 W / 1x0,3 W  
 60 lm, 6500 K  
 ✕ 120°  
 230 V  
 ⌀153 ↔50 ↗22 mm  
 EAN4000870 707081  
**707.08** **new**


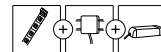
White/Chrome Plastic  
 Blanco/Cromo Plástico  
 Bianco/Cromo Plastica


**Nightlight Torch**

incl. 1x0,7 W / 1x0,3 W  
 60 lm, 6500 K  
 ✕ 120°  
 230 V  
 ⌀144 mm ø44 mm  
 EAN4000870 707074  
**707.07** **new**

White/Grey Plastic  
 Blanco/Gris Plástico  
 Bianco/Grigio Plastica





USB-Stripe

White Metal/Plastic  
 Blanco Metal/Plástico  
 Bianco Metallo/Plastica



### Display with LED USB strips

- ▶ For use with conventional USB ports
- ▶ For decorative auxiliary lighting (keyboards, radios, PC casings and more)
- ▶ In the colours white, trendy blue, or an attractive red and white mix
- ▶ Glare-free light, directed to the side
- ▶ The lights feature adhesive backing, for quick and easy installation.

### Expositor de regletas LED con USB

- ▶ Utilizables con los puertos USB habituales
- ▶ Para una iluminación decorativa adicional (teclado, radio, carcasa del PC y otros)
- ▶ Luz de color blanco, azul como color de moda o en una atractiva mezcla de rojo y blanco
- ▶ Iluminación lateral sin deslumbramientos
- ▶ Instalación rápida sin herramientas gracias a las tiras adhesivas en el dorso

### Box di presentazione con strisce LED USB

- ▶ Collegamento alle normali prese USB
- ▶ Per l'illuminazione aggiuntiva decorativa (tastiera, radio, case del PC o altro)
- ▶ Luce di colore bianco, colore trend blu o attraente mix bianco-rosso
- ▶ Illuminazione laterale anabagliante
- ▶ Installazione rapida senza bisogno di attrezzi grazie alla striscia adesiva sul retro



#### USB-Stripe Daylight 30cm

incl. 1x1,5 W  
 60 lm, 6000 K  
 ⌀2,5 ↔300 ⌀5 mm  
 EAN4000870 704554  
**704.55**



#### USB-Stripe Blue 30cm

incl. 1x1,5 W  
 ⌀3 ↔300 ⌀5 mm  
 EAN4000870 704561  
**704.56**



#### USB-Stripe Green/White 30cm

incl. 1x1,5 W  
 ⌀2,5 ↔300 ⌀5 mm  
 EAN4000870 707043  
**707.04** **new**



#### USB-Stripe Red/White 30cm

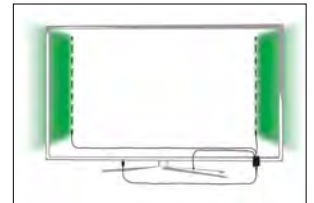
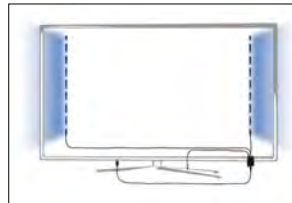
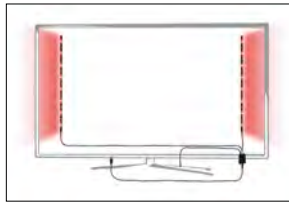
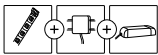
incl. 1x1,5 W  
 ⌀3 ↔300 ⌀5 mm  
 EAN4000870 704578  
**704.57**



#### USB-Stripe Blue/White 30cm

incl. 1x1,5 W  
 ⌀2,5 ↔300 ⌀5 mm  
 EAN4000870 707036  
**707.03** **new**





- 👉 White 📦 Metal/Plastic
- 👉 Blanco 📦 Metal/Plástico
- 👉 Bianco 📦 Metallo/Plastica



USB-Stripe



**USB-Stripe RGB 2x50cm**

A++-A

incl. 2x1,25 W

2x40 lm

∠ 120°

⌈3 ⌋500 ⌈10 mm

EAN4000870 707067

**707.06** 📦 **new**



- 👉 White 📦 Metal/Plastic
- 👉 Blanco 📦 Metal/Plástico
- 👉 Bianco 📦 Metallo/Plastica



USB-Stripe



**USB-Stripe Warm white 2x50cm**

A++-A

incl. 2x1 W

2x60 lm, 3000 K


⌈3 ⌋500 ⌈10 mm

EAN4000870 707050


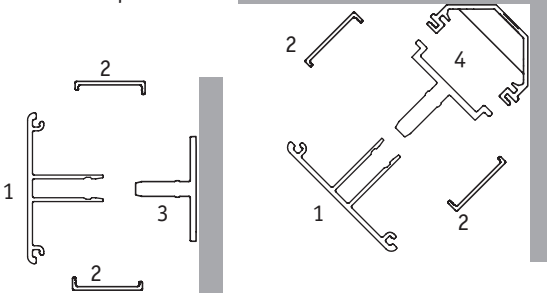
**707.05** 📦 **new**









for LED Stripe



702.73 + 702.68



703.30 + 702.68



702.74 + 702.68



703.53 + 702.68

High-quality double-T profile made of aluminium with anodised finish – for two-sided light effects

- ▶ For varied lighting with the YourLED Strip system
- ▶ Decorative light for presentation of living spaces
- ▶ Optional diffuser for uniform light distribution
- ▶ For wall, ceiling or corner mounting
- ▶ Multifunctional accessories for layout and profile terminals
- ▶ Including cable guides
- ▶ Positive cooling effect for LED Strips

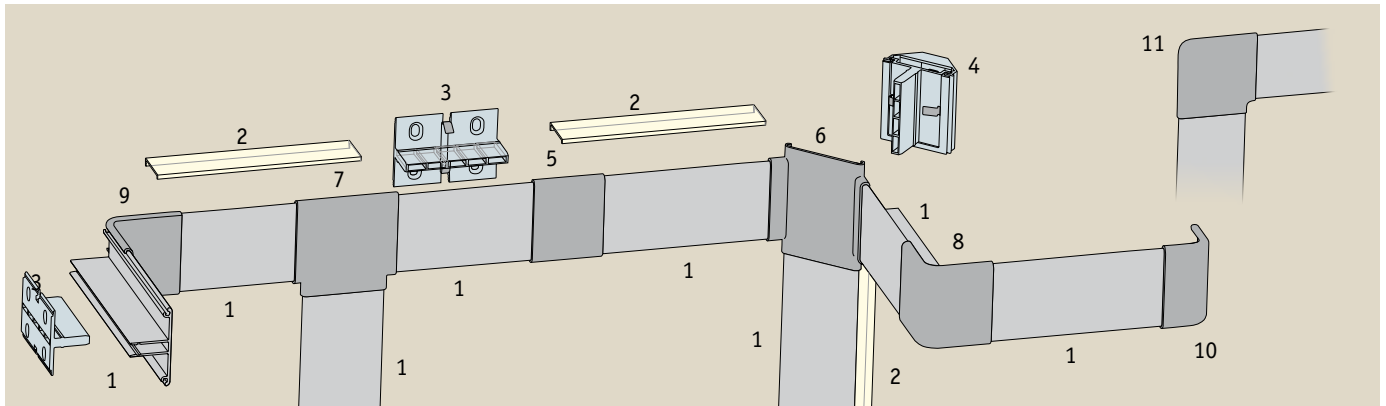
Perfil de gran calidad de doble T en aluminio con superficie anodizada – para efectos lumínicos bilaterales

- ▶ Para una iluminación versátil con el sistema de regletas YourLED
- ▶ Iluminación decorativa para una puesta en escena de espacios habitables
- ▶ Difusor opcional para una distribución uniforme de la luz
- ▶ Para instalación en pared, techo o esquinas
- ▶ Accesorios versátiles para el tendido y perfiles embellecedores
- ▶ Incl. guía para cables
- ▶ Positivo efecto refrescante para regletas de LEDs

Profilato a doppia T di qualità in alluminio con superficie anodizzata - per effetti di luce su due lati

- ▶ Per l'illuminazione versatile con il sistema YourLED Stripe
- ▶ Luce decorativa per l'allestimento luminoso degli spazi abitativi
- ▶ Diffusore opzionale per la distribuzione omogenea della luce
- ▶ Per il montaggio a parete, a soffitto o ad angolo
- ▶ Molteplici accessori per la posa e la chiusura dei profilati
- ▶ Comprensivo di canalina per cavi
- ▶ Effetto positivo rinfrescante delle strisce LED





**Duo Profil 1m**

↕40 mm ↗20 mm ⇄1 m  
EAN4000870 702680  
**702.68**

🌀 Alu 🗪 Alu  
🌀 Aluminio 🗪 Aluminio  
🌀 Alluminio 🗪 Alluminio



**Duo Profil 2m**

↕40 mm ↗20 mm ⇄2 m  
EAN4000870 702673  
**702.67**

🌀 Alu 🗪 Alu  
🌀 Aluminio 🗪 Aluminio  
🌀 Alluminio 🗪 Alluminio



**Duo Profil Diffusor**

↕4 mm ↗20 mm ⇄2 m  
EAN4000870 702697  
**702.69**

🌀 Satin 🗪 Plastic  
🌀 Satinada 🗪 Plástico  
🌀 Satinato 🗪 Plastica



**Duo Profil Fixture**

↕36 ⇄50 ↗21 mm  
EAN4000870 702758  
**702.75**

🌀 Transparent 🗪 Plastic  
🌀 Trasparente 🗪 Plástico  
🌀 Trasparente 🗪 Plastica



**Duo Profil Clix**

↕40 ⇄36 ↗37 mm  
EAN4000870 702215  
**702.21**

🌀 Transparent 🗪 Plastic  
🌀 Trasparente 🗪 Plástico  
🌀 Trasparente 🗪 Plastica



**Duo Profil Cover**

↕42 ⇄35 ↗5 mm  
EAN4000870 702703  
**702.70**

🌀 Alu matt 🗪 Plastic  
🌀 Aluminio mate 🗪 Plástico  
🌀 Alluminio opaco 🗪 Plastica



**Duo Profil X-Cover**

↕55 ⇄55 ↗10 mm  
EAN4000870 703304  
**703.30**

🌀 Alu matt 🗪 Plastic  
🌀 Aluminio mate 🗪 Plástico  
🌀 Alluminio opaco 🗪 Plastica



**Duo Profil T-Cover**

↕49 ⇄50 ↗5 mm  
EAN4000870 702710  
**702.71**

🌀 Alu matt 🗪 Plastic  
🌀 Aluminio mate 🗪 Plástico  
🌀 Alluminio opaco 🗪 Plastica



**Duo Profil Outside Corner**

↕42 ⇄35 ↗35 mm  
EAN4000870 702734  
**702.73**

🌀 Alu matt 🗪 Plastic  
🌀 Aluminio mate 🗪 Plástico  
🌀 Alluminio opaco 🗪 Plastica



**Duo Profil Inside Corner**

↕42 ⇄39 ↗39 mm  
EAN4000870 702727  
**702.72**

🌀 Alu matt 🗪 Plastic  
🌀 Aluminio mate 🗪 Plástico  
🌀 Alluminio opaco 🗪 Plastica



**Duo Profil End Cap**

↕42 ⇄22 ↗24 mm  
EAN4000870 702741  
**702.74**

🌀 Alu matt 🗪 Plastic  
🌀 Aluminio mate 🗪 Plástico  
🌀 Alluminio opaco 🗪 Plastica



**Duo Profil 90° Corner**

↕20 ⇄60 ↗60 mm  
EAN4000870 704530  
**704.53**

🌀 Alu matt 🗪 Plastic  
🌀 Aluminio mate 🗪 Plástico  
🌀 Alluminio opaco 🗪 Plastica



702.64 + 702.62



702.63 + 702.62



702.74 + 702.65

- ▶ High-quality angle profile made of aluminium with anodised finish including diffusor
- ▶ For varied lighting with the YourLED Strip system
- ▶ Decorative light for presentation of baseboards or closing edges
- ▶ Additional lighting for utility spaces or under cabinets
- ▶ Orientation and guide lights at shadow and danger zones
- ▶ Multifunctional accessories for layout and profile terminals
- ▶ Also usable as continuous lighting by employing economical LED Strips
- ▶ Positive cooling effect for LED Strips

- ▶ Perfil en ángulo de gran calidad en aluminio con superficie anodizada – incluido difusor
- ▶ Para una iluminación versátil con el sistema de regletas YourLED
- ▶ Iluminación decorativa para una puesta en escena de rodapiés o remates de esquinas
- ▶ Iluminación adicional de superficies útiles o bajo armarios
- ▶ Luz de orientación y de guía para zonas en penumbra o peligrosas
- ▶ Accesorios versátiles para el tendido y perfiles embellecedores
- ▶ El empleo de regletas de LEDs de bajo consumo permite también su utilización como iluminación permanente
- ▶ Positivo efecto refrescante para regletas de LEDs

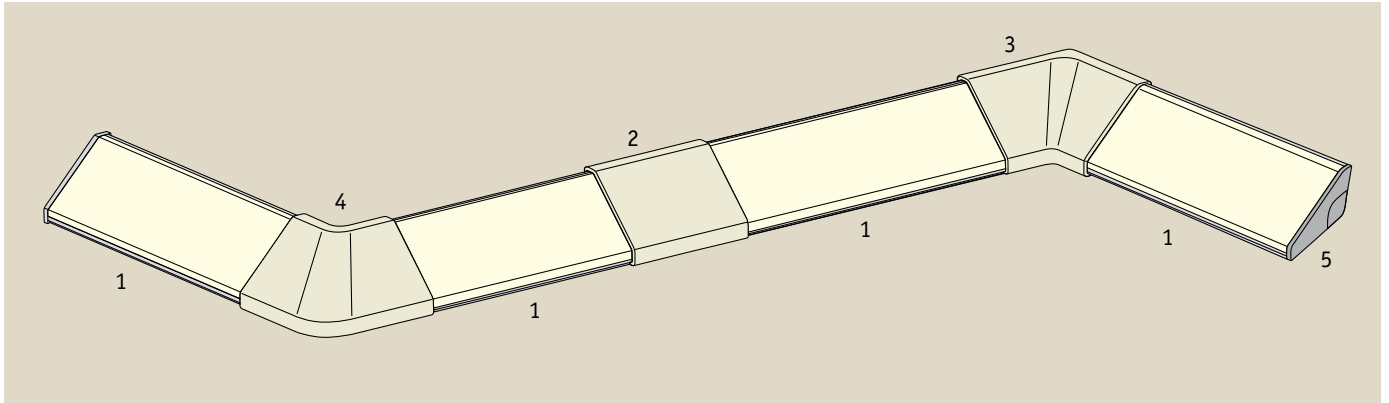
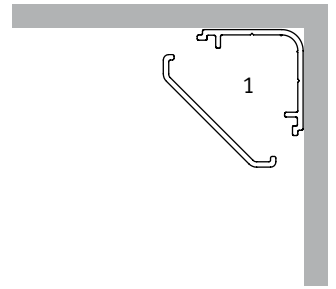
- ▶ Profilato angolare di qualità in alluminio con superficie anodizzata con diffusore
- ▶ Per l'illuminazione versatile con il sistema YourLED Stripe
- ▶ Luce decorativa per l'allestimento luminoso di battiscopa o di bordi di chiusura
- ▶ Illuminazione aggiuntiva di superfici utili o di sottopensili
- ▶ Luce direzionale e di orientamento per le zone d'ombra o le aree pericolose
- ▶ Molteplici accessori per la posa e la chiusura dei profilati
- ▶ Utilizzabile anche per l'illuminazione costante grazie all'impiego delle strisce di LED a basso consumo energetico
- ▶ Effetto positivo rinfrescante delle strisce LED



for LED Stripe



2013



**Delta Profil incl. Diffusor 1m**

⌀20 mm ⌀20 mm ⇄1 m  
EAN4000870 702628  
**702.62**

Alu/Satin    Alu/Plastic  
Aluminio/Satinada    Aluminio/Plástico  
Alluminio/Satinato    Alluminio/Plastica



**Delta Profil incl. Diffusor 2m**

⌀20 mm ⌀20 mm ⇄2 m  
EAN4000870 702611  
**702.61**

Alu/Satin    Alu/Plastic  
Aluminio/Satinada    Aluminio/Plástico  
Alluminio/Satinato    Alluminio/Plastica



**Delta Profil Cover**

⌀29 ⇄35 ⌀5 mm  
EAN4000870 702635  
**702.63**

Satin    Plastic  
Satinada    Plástico  
Satinato    Plastica



**Delta Profil Inside Corner**

⌀21 ⇄35 ⌀35 mm  
EAN4000870 702642  
**702.64**

Satin    Plastic  
Satinada    Plástico  
Satinato    Plastica



**Delta Profil Outside Corner**

⌀21 ⇄35 ⌀35 mm  
EAN4000870 702659  
**702.65**

Satin    Plastic  
Satinada    Plástico  
Satinato    Plastica



**Delta Profil End Cap**

⌀20 ⇄8 ⌀20 mm  
EAN4000870 702666  
**702.66**

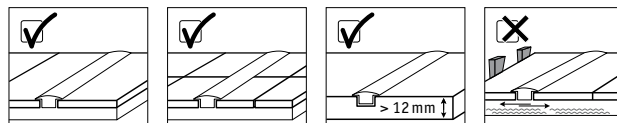
Alu matt    Plastic  
Aluminio mate    Plástico  
Alluminio opaco    Plastica



- 🔗 Alu/Satin 🗪 Alu/Plastic
- 🔗 Aluminio/Satinada 🗪 Aluminio/Plástico
- 🔗 Alluminio/Satinato 🗪 Alluminio/Plastica



for LED Stripe



- ▶ Recessed profile for illumination with LED strips creates attractive lighting effects. Can also be used as orientation and guide lights at shadow and danger zones.
- ▶ High-quality aluminium profile with satined cover on which it is safe to walk (can withstand up to 130 kg)
- ▶ Uniform light distribution.
- ▶ Can be installed in milled grooves on materials with a thickness of 12 mm or more or can be permanently glued to laminate flooring, tiles and carpets.
- ▶ Incl. end caps
- ▶ Not suitable for installation on floating laminate
- ▶ Perfil empotrable para iluminación con regletas de LEDs que crea atractivos efectos de luz. Apto también para usar como luz guía o de orientación.
- ▶ Perfil de aluminio de excelente calidad con cubierta resistente a la pisada (hasta 130 kg)
- ▶ Distribución lumínica uniforme.
- ▶ Para integrar en materiales a partir de 12 mm de grosor o para pegar de forma fija en baldosas, moquetas o suelos laminados.
- ▶ Incluye molduras de cierre
- ▶ No apto para suelos laminados flotantes
- ▶ Profilo da incasso per illuminazione con strisce di LED, per creare affascinanti effetti luminosi. Utilizzabile anche come luce direzionale o di orientamento.
- ▶ Profilato in alluminio di alta qualità con copertura calpestabile (130 kg max.)
- ▶ Distribuzione omogenea della luce.
- ▶ Per montaggio a incasso in materiali a partire da 12 mm di spessore o per incollaggio permanente su laminato, piastrelle e moquette.
- ▶ Calotte terminali incluse
- ▶ Non adatto per il montaggio su laminato galleggiante



#### Floor Profil 1m

↕9 ↔1010 ↻27 mm  
EAN4000870 704103  
**704.10**



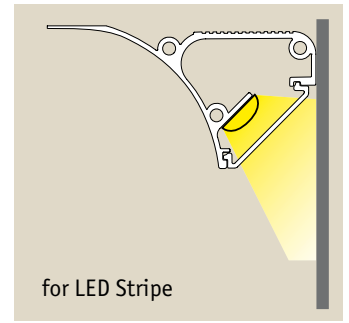
#### Floor Profil 2m

↕9 ↔2010 ↻27 mm  
EAN4000870 704097  
**704.09**





🔧 Grey 🏠 Plastic  
 🔧 Gris 🏠 Plástico  
 🔧 Grigio 🏠 Plastica



- ▶ Decorative ceiling profile for shining indirect light onto the wall with LED strips.
  - ▶ Uniform light distribution.
  - ▶ End caps for straight wall cuts included in scope of supply
  - ▶ Inner and outer corners available as accessories
  - ▶ Outer corners can also be used as start and end points on straight sections
  - ▶ Can be fastened with customary construction adhesives
  - ▶ For laying LED strips and cable connections.
- ▶ Decorativo perfil de techo para iluminación indirecta de la pared con regletas de LEDs.
  - ▶ Distribución lumínica uniforme.
  - ▶ Se suministra junto con molduras de cierre para secciones de pared rectas
  - ▶ Rinconeros y esquineros disponibles como accesorios
  - ▶ Los esquineros pueden usarse igualmente como punto inicial o final en tramos rectos
  - ▶ Fijación mediante adhesivos de construcción comerciales
  - ▶ Para el tendido de regletas de LEDs y conectores de cables.
- ▶ Profilo decorativo per soffitto per l'illuminazione indiretta di pareti con strisce a LED.
  - ▶ Distribuzione omogenea della luce.
  - ▶ Calotte terminali incluse nel volume di consegna per montaggio anche a metà parete
  - ▶ Angoli interni ed esterni disponibili come accessori
  - ▶ Angoli esterni utilizzabili anche come elemento iniziale o finale su un tratto rettilineo
  - ▶ Fissaggio con adesivi da costruzione comunemente in commercio
  - ▶ Per la posa di strisce di LED e connettori per cavi.



#### Corner Profil 1m

⌀31,5 mm ⤴49 mm ⇄1 m  
 EAN4000870 704400  
**704.40** 📄


#### Corner Profil 2m

⌀31,5 mm ⤴49 mm ⇄2 m  
 EAN4000870 704394  
**704.39** 📄



#### Corner Profil Inside Edge

⌀31,5 ⇄59 ⤴59 mm  
 EAN4000870 704424  
**704.42** 📄



#### Corner Profil Outside Edge

⌀31,5 ⇄49 ⤴49 mm  
 EAN4000870 704417  
**704.41** 📄





- ☞ Alu matt/Black ☒ Alu/Plastic
- ☞ Aluminio mate/Negro ☒ Aluminio/Plástico
- ☞ Alluminio opaco/Nero ☒ Alluminio/Plastica



- ▶ LED cabinet lamp
- ▶ Clear cover with prism effect
- ▶ Super flat, high-quality aluminium profile
- ▶ Incl. touch switch
- ▶ Easily fixed in place with mounting clips
- ▶ Incl. power supply

- ▶ Luminarias de armario de LED
- ▶ Cubierta transparente con efecto prismático
- ▶ Perfil de aluminio extraplano de gran calidad
- ▶ Incl. interruptor táctil
- ▶ Fácil fijación mediante presillas de montaje
- ▶ Incl. fuente de alimentación

- ▶ Illuminazione LED
- ▶ Copertura chiara con effetto prisma
- ▶ Profilo in alluminio di qualità, ultrapiatto
- ▶ Interruttore touch incluso
- ▶ Facile da fissare grazie alle clip di montaggio
- ▶ Alimentazione inclusa


**TriX**  
incl. 1x4,2 W  
340 lm, 3000 K  
∠ 120°  
230/12 V, 7 VA  
∅12 ⇄465 ∅65 mm  
EAN4000870 703984  
**703.98** 📦



**TriX**  
incl. 1x4,8 W  
420 lm, 3000 K  
∠ 120°  
230/12 V, 7 VA  
∅12 ⇄565 ∅65 mm  
EAN4000870 704479  
**704.47** 📦 **new**



**TriX**  
incl. 1x5,7 W  
520 lm, 3000 K  
∠ 120°  
230/12 V, 7 VA  
∅12 ⇄765 ∅65 mm  
EAN4000870 704486  
**704.48** 📦 **new**



- ☞ Alu matt ☒ Alu/Plastic
- ☞ Aluminio mate ☒ Aluminio/Plástico
- ☞ Alluminio opaco ☒ Alluminio/Plastica



- ▶ LED drawer light with distance sensor
- ▶ Ideal for lighting drawers and closets
- ▶ Distance sensor switches automatically during opening and closing. Switching distance 5 cm
- ▶ Minimal installation height
- ▶ Easy to mount using slot blocks

- ▶ Luz de cajón de LEDs con sensor de distancia
- ▶ Ideal para iluminar cajones y armarios
- ▶ El sensor de distancia actúa automáticamente al abrir y cerrar el mueble. Distancia de actuación 5 cm
- ▶ Mínima altura de montaje
- ▶ Montaje sencillo: fijación con tacos de corredera

- ▶ Luce LED per cassetti con sensore di prossimità
- ▶ Ideale per l'illuminazione di cassetti e armadi
- ▶ Il sensore di prossimità scatta automaticamente all'apertura/chiusura. Distanza di commutazione 5 cm
- ▶ Minimo spessore di montaggio
- ▶ Semplice fissaggio con elementi a incastro

**SenseLight**  
incl. 1x5 W  
300 lm, 2700 K  
∠ 120°  
230/12 V, 7,5 VA  
∅13 ⇄300 ∅31 mm  
EAN4000870 704356  
**704.35** 📦 **new**



**SenseLight**  
incl. 1x6,5 W  
400 lm, 2700 K  
∠ 120°  
230/12 V, 12 VA  
∅13 ⇄400 ∅31 mm  
EAN4000870 704431  
**704.43** 📦 **new**



**SenseLight**  
incl. 1x6,5 W  
287 lm, 2700 K  
∠ 120°  
230/12 V, 7 VA  
∅13 ⇄500 ∅31 mm  
EAN4000870 703991  
**703.99** 📦



**SenseLight**  
incl. 1x10 W  
640 lm, 2700 K  
∠ 120°  
230/12 V, 12 VA  
∅13 ⇄600 ∅31 mm  
EAN4000870 704448  
**704.44** 📦 **new**




🌀 White 📦 Plastic  
 🌀 Blanco 📦 Plástico  
 🌀 Bianco 📦 Plastica



- ▶ LED light bar in compact design
- ▶ Slim plastic profile
- ▶ Uniform light distribution
- ▶ Also for vertical mounting in shelf compartments sized for standard file folders
- ▶ Easily secured in place via screw holes
- ▶ Regleta de luces de LEDs en formato compacto
- ▶ Esbelto perfil de plástico
- ▶ Distribución uniforme de la luz
- ▶ También para montaje vertical en compartimentos con altura de archivador estándar
- ▶ Fácil fijación mediante molduras con rosca
- ▶ Listello luminoso LED a forma compatta
- ▶ Sottile profilo in plastica
- ▶ Distribuzione omogenea della luce
- ▶ Anche per il montaggio in verticale in vani d'armadio con altezza standard per classificatori
- ▶ Semplice fissaggio con canaline ad avvitamento

CubeLine	A++-A	CubeLine	A++-A	CubeLine	A++-A	CubeLine	A++-A
incl. 1x3,5 W	LED	incl. 1x5,5 W	LED	incl. 1x7 W	LED	incl. 1x9 W	LED
240 lm, 3000 K		350 lm, 3000 K		480 lm, 3000 K		650 lm, 3000 K	
∠ 120°		∠ 120°		∠ 120°		∠ 120°	
230/12 V, 3,6 VA		230/12 V, 7 VA		230/12 V, 7 VA		230/12 V, 12 VA	
⌀24 ⇄300 ⌀19 mm		⌀24 ⇄500 ⌀19 mm		⌀24 ⇄600 ⌀19 mm		⌀24 ⇄800 ⌀19 mm	
EAN4000870 704004		EAN4000870 704493		EAN4000870 704509		EAN4000870 704547	
<b>704.00</b> 📦		<b>704.49</b> 📦 <b>new</b>		<b>704.50</b> 📦 <b>new</b>		<b>704.54</b> 📦 <b>new</b>	




🌀 Alu matt 📦 Alu/Plastic  
 🌀 Aluminio mate 📦 Aluminio/Plástico  
 🌀 Alluminio opaco 📦 Alluminio/Plastica



- ▶ LED light bar with touch switch
- ▶ Incl. satinated diffuser for uniform light distribution
- ▶ Convenient installation thanks to clip holder
- ▶ Ideal for 50 cm (70402) / 30 cm (70401) cabinet or shelf widths
- ▶ With blue illuminated touch switch for quick orientation in the dark
- ▶ Regleta de luces de LEDs con interruptor táctil
- ▶ Incl. difusor satinado para una distribución uniforme de la luz
- ▶ Cómodo montaje gracias a la fijación por presilla
- ▶ Ideal para anchuras de compartimento o armario de 50 cm (70402) / 30cm (70401)
- ▶ Con interruptor táctil de piloto azul para su rápida localización a oscuras
- ▶ Listello LED con interruttore touch
- ▶ Con diffusore satinato per la distribuzione omogenea della luce
- ▶ Comodo da montare grazie al supporto a clip
- ▶ Ideale per armadi o ripiani di 50 cm (70402) / 30 cm (70401) di larghezza
- ▶ Con interruttore touch luminoso blu per una più rapida individuazione al buio

JetLine	A++-A	JetLine	A++-A	JetLine	A++-A	JetLine	A++-A
incl. 1x3,5 W	LED	incl. 1x6,2 W	LED	incl. 1x10 W	LED	incl. 1x10,5 W	LED
150 lm, 2700 K		288 lm, 2700 K		550 lm, 2700 K		620 lm, 2700 K	
∠ 120°		∠ 120°		∠ 120°		∠ 120°	
230/12 V, 3,6 VA		230/12 V, 7 VA		230/12 V, 12 VA		230/12 V, 12 VA	
⌀17,5 ⇄260 ⌀20 mm		⌀17,5 ⇄460 ⌀20 mm		⌀17 ⇄560 ⌀14 mm		⌀14 ⇄660 ⌀17 mm	
EAN4000870 704011		EAN4000870 704028		EAN4000870 704455		EAN4000870 704462	
<b>704.01</b> 📦		<b>704.02</b> 📦		<b>704.45</b> 📦 <b>new</b>		<b>704.46</b> 📦 <b>new</b>	



- Alu matt    Alu/Plastic
- Aluminio mate    Aluminio/Plástico
- Alluminio opaco    Alluminio/Plastica



- ▶ Trimmable LED clothing rack lamp
- ▶ Effortless switching with integrated motion detector
- ▶ High-quality aluminium profile, trimmable with metal saw
- ▶ Incl. soft top for silent gliding of hangers
- ▶ Mounting flange with integrated power supply

- ▶ Luminaria de LED recortable para barra de perchas
- ▶ Cómodo encendido mediante sensor de movimiento integrado
- ▶ Perfil de aluminio de gran calidad recortable con sierra de metal
- ▶ Incl. parte superior blanda para deslizamiento silencioso de las perchas
- ▶ Brida de montaje con pasacorriente integrado

- ▶ Luce LED per asta portabiti accorciabile
- ▶ Grande comodità di accensione e spegnimento con il sensore di movimento integrato
- ▶ Profilo in alluminio di qualità, accorciabile con sega per metallo
- ▶ Morbida striscia superiore inclusa per fare scivolare le grucce senza rumore
- ▶ Flangia di montaggio con alimentazione di corrente integrata


#### DressLight

incl. 1x6,5 W  
300 lm, 2700 K  
∠ 120°  
230/12 V, 7 VA  
∅31 ⇄600 ↗19 mm  
EAN4000870 704035  
**704.03**



#### DressLight

incl. 1x11,5 W  
535 lm, 2700 K  
∠ 120°  
230/12 V, 12 VA  
∅31 ⇄1100 ↗19 mm  
EAN4000870 704042  
**704.04**



- Alu    Alu/Plastic
- Aluminio    Aluminio/Plástico
- Alluminio    Alluminio/Plastica



- ▶ Trimmable LED clothing rack lamp
- ▶ Operated with 4x1.5V AAA (excl.)
- ▶ Can be shortened to a distance of 10 cm from the sensor
- ▶ Clear cover for protecting the LED
- ▶ Supports evenly distributed loads of max. 20 kg
- ▶ Incl. pole holders

- ▶ Luminaria de LED recortable para barra de perchas
- ▶ Funciona con 4 pilas AAA de 1,5V (no incl.)
- ▶ Recortable hasta a 10 cm de distancia del sensor
- ▶ Cubierta transparente que protege los LEDs
- ▶ Soporta un máximo de 20 kg de peso distribuido uniformemente
- ▶ Incluye soportes de barra de perchas

- ▶ Luce LED per asta portabiti accorciabile
- ▶ Funzionamento con 4 batterie AAA da 1,5 V (non incluse)
- ▶ Accorciabile fino a 10 cm di distanza dal sensore
- ▶ Copertura trasparente per la protezione dei LED
- ▶ Carico max.: 20 kg con distribuzione uniforme del peso
- ▶ Supporti per asta inclusi

#### DressLight Battery

incl. 1x0,9 W  
35 lm, 2700 K  
∠ 120°  
∅30 ⇄600 ↗16 mm  
EAN4000870 705018  
**705.01**



#### DressLight Battery

incl. 1x1,35 W  
58 lm, 2700 K  
∠ 120°  
∅30 ⇄1100 ↗16 mm  
EAN4000870 704998  
**704.99**





🔧 Silver 📦 Plastic  
 🔧 Plateada 📦 Plástico  
 🔧 Argentato 📦 Plastica




- ▶ Optimal for sliding doors: Miniature LED light with roller for battery operation. When a cabinet door is opened, the roller automatically switches the light on and off again. Light that is simply there when you need it.
- ▶ Easy installation; simply fasten removable mounting base with adhesive pads or screws
- ▶ Easily accessible battery compartment
- ▶ Operated with 4x1.5V AAA (excl.)
- ▶ Clear cover and reflector for optimised light yield

- ▶ Ideal para puertas corredizas: miniluminarias de LEDs con rueda corredera para usar a pilas. La rueda enciende y apaga automáticamente la luz al abrirse o cerrarse una puerta del ropero. Sencillamente: luz cuando y donde se necesita.
- ▶ Fácil de fijar: base separable que puede fijarse con tornillos o almohadillas adhesivas
- ▶ Compartimento de pilas fácilmente accesible
- ▶ Funciona con 4 pilas AAA de 1,5V (no incl.)
- ▶ Cubierta transparente y reflector para un óptimo rendimiento lumínico

- ▶ Ottima per le porte scorrevoli: miniluce a LED con rullino di scorrimento funzionante a batteria. Il rullino di scorrimento accende automaticamente la luce quando una porta dell'armadio viene aperta, e successivamente torna a spegnerla. Per avere la luce giusta al momento giusto - né più, né meno.
- ▶ Montaggio semplice con base separabile per fissaggio con cuscinetti adesivi o viti
- ▶ Vano batterie facilmente accessibile
- ▶ Funzionamento con 4 batterie AAA da 1,5 V (non incluse)
- ▶ Copertura trasparente e riflettore per una propagazione ottimale della luce

#### SnapLED

incl. 1x0,33 W  
 25 lm, 2700 K  
 <math>\angle 120^\circ</math>  
 ⚙️22 ↔53 ↻95 mm  
 EAN4000870 704981  
**704.98** 📦



🔧 Alu 📦 Alu/Plastic  
 🔧 Aluminio 📦 Aluminio/Plástico  
 🔧 Alluminio 📦 Alluminio/Plastica



- ▶ Miniature LED light with magnet contact for battery operation. When a cabinet door is opened, the magnet contact automatically switches the light on and off again. Light that is simply there when you need it.
- ▶ Easy installation with adhesive pads
- ▶ Operated with 3x1.5 V AAA (excl.)
- ▶ Clear cover and reflector for optimised light yield


- ▶ Miniluminarias de LEDs con contacto magnético para usar a pilas. El contacto magnético enciende y apaga automáticamente la luz al abrirse o cerrarse una puerta del ropero. Sencillamente: luz cuando y donde se necesita.
- ▶ Fácil de montar mediante almohadillas adhesivas
- ▶ Funciona con 3 pilas AAA de 1,5V (no incl.)
- ▶ Cubierta transparente y reflector para un óptimo rendimiento lumínico

- ▶ Miniluce a LED con contatto magnetico funzionante a batteria. Il contatto magnetico accende automaticamente la luce quando una porta dell'armadio viene aperta, e successivamente torna a spegnerla. Per avere la luce giusta al momento giusto - né più, né meno.
- ▶ Montaggio semplice con cuscinetti adesivi
- ▶ Funzionamento con 3 batterie AAA da 1,5 V (non incluse)
- ▶ Copertura trasparente e riflettore per una propagazione ottimale della luce


#### TriLED

incl. 1x0,18 W  
 7400-9400 K  
 <math>\angle 120^\circ</math>  
 ⚙️24 ↔66 ↻65 mm  
 EAN4000870 705001  
**705.00** 📦





- ▶ Multifunctional battery lights with a range of uses in furniture or beneath hanging cupboards for even working light, directional spot lighting or as a helpful orientation light. Some models can be dimmed, fitted with swivelling spot heads or motion detectors.
- ▶ Incl. assembly plate for easy battery replacement
- ▶ Easy to attach using adhesive or velcro pads
- ▶ Lámparas multifuncionales de pilas con multitud de posibilidades de aplicación en muebles o armarios instalados en pared, para una luz de trabajo uniforme, una iluminación directa con focos o como una práctica luz de orientación. Dependiendo del modelo: regulables, con cabezales de foco orientables o con sensores de movimiento.
- ▶ Incl. placa de montaje para un sencillo cambio de las pilas
- ▶ Fácil fijación con tiras adhesivas o velcro
- ▶ Luci multifunzione a batteria con diverse possibilità di impiego in mobili o sotto ai pensili per una luce di lavoro omogenea, per un'illuminazione mirata con spot o per l'utile luce di orientamento. A seconda del modello: dimmerabili, equipaggiabili con spot orientabili o sensori di movimento.
- ▶ Con piastra di montaggio compresa per una semplice sostituzione della batteria
- ▶ Semplice fissaggio con adesivi o velcro



### Jiggle

incl. 3x0,18W  
3x22 lm, 3000 K  
∠ 105°  
∅35 ⇄300 ↗60 mm  
EAN4000870 706350

**706.35** **new**

Chrome matt Plastic  
 Cromo mate Plástico  
 Cromo opaco Plastica

A++-A

LED

incl.

On/Off

excl.   
ACCA   
Battery

### Rotate

incl. 3x0,2W  
3\*18 lm, 3000 K  
∠ 105°  
∅50 ⇄310 ↗60 mm  
EAN4000870 706367

**706.36** **new**

Anthracite/Chrome matt Plastic  
 Antracita/Cromo mate Plástico  
 Antracite/Cromo opaco Plastica

A++-A

LED

incl.

On/Off

excl.   
ACCA   
Battery





**SmartLight**

incl. 8x0,2 W  
140 lm, 3000 K  
∠ 100°  
∅27 ∅250 ∅55 mm  
EAN4000870 706381  
**706.38** **new**

- Chrome matt Plastic
- Cromo mate Plástico
- Cromo opaco Plastica

A++-A

LED

incl.

On/Off

W/W

excl. Accu Battery

Sensor



**Slide bar**

incl. 3x0,5 W  
3x40 lm, 3000 K  
∠ 20°  
∅31,5 ∅304 ∅80 mm  
EAN4000870 706404  
**706.40** **new**

- Chrome matt Plastic
- Cromo mate Plástico
- Cromo opaco Plastica

A++-A

LED

incl.

On/Off

W/W

excl. Accu Battery



**Rotate**

incl. 1x1 W  
66 lm, 3000 K  
∠ 20°  
∅92 mm ∅72 mm  
EAN4000870 706374  
**706.37** **new**

- Chrome matt Plastic
- Cromo mate Plástico
- Cromo opaco Plastica

A++-A

LED

incl.

On/Off

W/W

excl. Accu Battery



**ButtonLED**

incl. 1x0,6 W  
70 lm, 3000 K  
∠ 105°  
∅41 mm ∅88 mm  
EAN4000870 706398  
**706.39** **new**

- Anthracite Plastic
- Antracita Plástico
- Antracite Plastica

A++-A

LED

incl.

On/Off

W/W

excl. Accu Battery



- 🔧 Satin 📏 Alu/Plastic
- 🔧 Satinada 📏 Aluminio/Plástico
- 🔧 Satinato 📏 Alluminio/Plastica

- ▶ Linkable LED light bar with transparent end caps for a visually uninterrupted strip light. The lights can be joined in series using an integrated connector. Each light can be controlled individually. Easy installation with mounting clips.
  - ▶ Incl. power cable with standardised European plug
  - ▶ Incl. connector for curves or transition areas
  - ▶ Minimum dimensions
- ▶ Barras de luces LED concatenables con tapas en los extremos para crear una cinta de luz continua y sin interrupciones visibles. Las lámparas pueden acoplarse una detrás de otra mediante un conector integrado. Cada lámpara puede encenderse por separado. Sencilla instalación con clips de montaje.
  - ▶ Incl. cable de alimentación con euroconector
  - ▶ Incl. piezas de conexión para curvas o transiciones
  - ▶ Dimensiones mínimas
- ▶ Listello LED concatenabile con cappucci terminali trasparenti per una striscia luminosa senza soluzione di continuità. Le luci possono essere combinate una dopo l'altra grazie a un connettore integrato. Ogni luce è comandabile singolarmente. Semplice installazione grazie alle clip di montaggio.
  - ▶ Cavo di alimentazione incluso con spina europea
  - ▶ Con cavo di collegamento per curve o punti di transizione
  - ▶ Dimensioni minime



Bond	A++-A	Bond	A++-A	Bond	A++-A	Bond	A++-A
incl. 1x5 W 370 lm, 4000 K 230 V ⌀35 ⇄318 ↗25 mm EAN4000870 706060	LED On/Off	incl. 1x8 W 720 lm, 4000 K 230 V ⌀35 ⇄518 ↗25 mm EAN4000870 706121	LED On/Off	incl. 1x12 W 950 lm, 4000 K 230 V ⌀35 ⇄889 ↗25 mm EAN4000870 706138	LED On/Off	incl. 1x15 W 1200 lm, 4000 K 230 V ⌀35 ⇄1146 ↗25 mm EAN4000870 706145	LED On/Off
<b>706.06 new</b>		<b>706.12 new</b>		<b>706.13 new</b>		<b>706.14 new</b>	




- ☞ Alu matt ☒ Alu/Plastic
- ☞ Aluminio mate ☒ Aluminio/Plástico
- ☞ Alluminio opaco ☒ Alluminio/Plastica

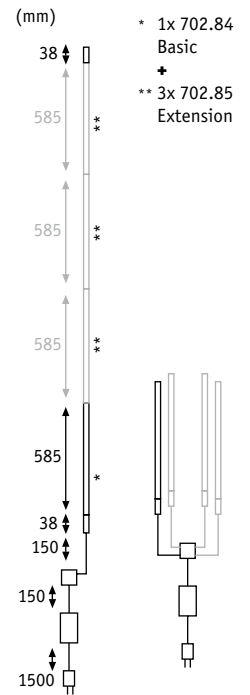
- ▶ LED under-cabinet lighting for the kitchen and more. 3 different variations of white light (warm white, neutral white, daylight white). Uniform illumination of work surfaces thanks to asymmetrical lighting
  - ▶ High-quality aluminium housing
  - ▶ Illuminated touch switch (blue)
  - ▶ Easy installation using keyhole mounting
- ▶ Luminaria LED bajo armario para la iluminación de la cocina y otras aplicaciones. Selección de tres gradaciones del color blanco de la luz (blanco cálido, blanco neutro, blanco diurno). Iluminación uniforme de la superficie de trabajo mediante su salida de luz asimétrica
  - ▶ Carcasa de aluminio de gran calidad
  - ▶ Interruptor táctil iluminado (azul)
  - ▶ Fácil montaje mediante fijación tipo ojo de cerradura
- ▶ Lampade sottopensile LED per l'illuminazione della cucina e molto altro ancora. Selezione di tre livelli di colore bianco (bianco caldo, bianco neutro, bianco luce diurna). Illuminazione omogenea della superficie di lavoro grazie a un'uscita asimmetrica della luce
  - ▶ Custodia in alluminio di qualità
  - ▶ Interruttore touch illuminato (blu)
  - ▶ Montaggio semplice mediante tassello forato



ChangeLine	A++-A	ChangeLine	A++-A	ChangeLine	A++-A	ChangeLine	A++-A
incl. 1x3,8 W		incl. 1x4,4 W		incl. 1x5 W		incl. 1x6,2 W	
280 lm, 2700+4000+6500 K		330 lm, 2700+4000+6500 K		380 lm, 2700+4000+6500 K		480 lm, 2700+4000+6500 K	
∠ 120°		∠ 120°		∠ 120°		∠ 120°	
230/12 V, 8,4 VA		230/12 V, 8,4 VA		230/12 V, 8,4 VA		230/12 V, 8,4 VA	
∅18 ∓400 ∓40 mm		∅18 ∓500 ∓40 mm		∅18 ∓600 ∓40 mm		∅18 ∓800 ∓40 mm	
EAN4000870 705957		EAN4000870 705964		EAN4000870 705971		EAN4000870 705988	
<b>705.95 new</b>		<b>705.96 new</b>		<b>705.97 new</b>		<b>705.98 new</b>	



- Alu/Satin
- Alu/Acryl
- Aluminio/Satinada
- Aluminio/Acrylic
- Alluminio/Satinato
- Alluminio/Acrylic



- ▶ Complete set for under-cabinet lighting with bright LED technology
- ▶ High-quality aluminium profiles with satinised cover
- ▶ Basic set can be augmented by 3 extensions (up to 4 bars in a system)
- ▶ Easy mounting thanks to clip attachments and plug-in system
- ▶ Juego completo para iluminación bajo armarios con la potente luminosidad de la tecnología LED
- ▶ Perfil de aluminio de gran calidad con revestimiento satinado
- ▶ El juego básico puede completarse con 3 ampliaciones (máx. 4 regletas en un sistema)
- ▶ Montaje sencillo por su sistema de encaje y soporte de clip
- ▶ Set completo per l'illuminazione di sottopensili con tecnologia LED ad alta intensità luminosa
- ▶ Profilato in alluminio di qualità con copertura satinata
- ▶ Set di base ampliabile con tre 3 prolunghe (massimo 4 listelli per sistema)
- ▶ Semplice montaggio grazie al supporto a clip e al sistema a innesto



#### LinkLight Basic 24V

A\*\*-A

LED

On/Off

380 lm, 3000 K

∠ 95°, 260 cd

230/24 V, 30 VA

∅10 ∅660 ∅22 mm

EAN4000870 702840

**702.84**



#### Link Light Extension 24V

A\*\*-A

LED

380 lm, 3000 K

∠ 94°, 260 cd

24 V

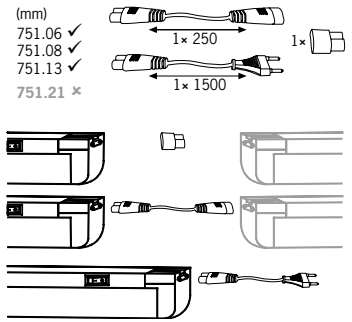
∅10 ∅625 ∅22 mm

EAN4000870 702857

**702.85**



🖨️ White 📦 Plastic  
 🖨️ Blanco 📦 Plástico  
 🖨️ Bianco 📦 Plastica



- ▶ Ready-to-plug-in energy-saving luminaire with electronic ballasts and integrated switch
- ▶ High energy efficiency
- ▶ Sliding block can be assembled flat or upright; no need to open the casing
- ▶ Lámpara de bajo consumo lista para enchufar con reactancia electrónica e interruptor integrado
- ▶ Alta eficacia energética
- ▶ Montaje plano o de canto sobre corredera; sin necesidad de abrir la carcasa
- ▶ Lampada a risparmio energetico pronta per il collegamento con alimentatore elettronico e interruttore integrato
- ▶ Elevata efficienza energetica
- ▶ Montaggio su pattino piatto o in verticale, senza necessità di aprire l'alloggiamento

**Slimline Micro**

incl. 1x6 W, G5, **A**  
320 lm, 3000 K  
240 V

↕43 ↔269 ↗28 mm  
EAN4000870 751060

**751.06**

💡 885.06

A-A

Energy Saver

On/Off

0 sec.

0 sec.

**Slimline Micro**

incl. 1x8 W, G5, **A**  
480 lm, 3000 K  
240 V

↕43 ↔345 ↗28 mm  
EAN4000870 751084

**751.08**

💡 885.08

A-A

Energy Saver

On/Off

0 sec.

0 sec.

**Slimline Micro**

incl. 1x13 W, G5, **A**  
950 lm, 3000 K  
240 V

↕43 ↔574 ↗28 mm  
EAN4000870 751138

**751.13**

💡 885.13

A-A

Energy Saver

On/Off

0 sec.

0 sec.

**Slimline Micro**

incl. 1x21 W, G5, **A**  
1890 lm, 4000 K  
240 V

↕43 ↔905 ↗28 mm  
EAN4000870 751213

**751.21**

💡 885.62

A-A

Energy Saver

On/Off

0 sec.

0 sec.

- ▶ Slimline luminaire for 230 V direct connection
- ▶ With length prism for optimal light distribution and lamp protection
- ▶ With integrated switch
- ▶ With electronic ballasts
- ▶ Easy assembly using keyhole fastening
- ▶ Lámpara angosta para conexión directa a 230V
- ▶ Con prisma longitudinal para una óptima distribución lumínica y protección de la luminaria
- ▶ Con interruptor integrado
- ▶ Con reactancia electrónica
- ▶ Fácil montaje por fijación tipo ojo de cerradura
- ▶ Lampada slim per connessione diretta a 230 V
- ▶ Con prisma allungato per distribuzione ottimale della luce e protezione della lampadina
- ▶ Con interruttore integrato
- ▶ Con alimentatore elettronico
- ▶ Montaggio semplice mediante tassello forato

**Slimline**

incl. 1x15 W, G13, **B**  
963 lm, 2700 K  
220-240 V

↕36 ↔494 ↗64 mm  
EAN4000870 750506

**750.50**

💡 885.15

A-B

Energy Saver

On/Off

0 sec.

0 sec.

**Slimline**

incl. 1x18 W, G13, **A**  
1350 lm, 4000 K  
220-240 V

↕36 ↔647 ↗64 mm  
EAN4000870 750803

**750.80**

💡 885.41

A-A

Energy Saver

On/Off

0 sec.

0 sec.

**Slimline**

incl. 1x30 W, G13, **A**  
2400 lm, 4000 K  
220-240 V

↕36 ↔950 ↗64 mm  
EAN4000870 750001

**750.00**

💡 885.20

A-A

Energy Saver

On/Off

0 sec.

0 sec.

**Slimline**

incl. 1x36 W, G13, **A+**  
3348 lm, 4000 K  
220-240 V

↕36 ↔1256 ↗64 mm  
EAN4000870 750605

**750.60**

💡 885.50

A+-A

Energy Saver

On/Off

0 sec.

0 sec.






🔧 White 📦 Plastic  
 🔧 Blanco 📦 Plástico  
 🔧 Bianco 📦 Plastica



🔧 Titanium 📦 Plastic  
 🔧 Titan 📦 Plástico  
 🔧 Titanio 📦 Plastica

- ▶ Under-cabinet luminaire for wall mounting with double safety sockets
- ▶ Sockets with integrated child safety
- ▶ Easy to install keyhole fastening
- ▶ With electronic ballasts
- ▶ High energy efficiency
- ▶ Lámpara de armario bajo para montar en pared con caja de enchufe doble con contacto de tierra
- ▶ Cajas de enchufe con seguro para niños integrado
- ▶ Fácil de montar gracias a su fijación tipo ojo de cerradura
- ▶ Con reactancia electrónica
- ▶ Alta eficacia energética
- ▶ Lampada sottopensile per montaggio a parete con doppia presa Schuko
- ▶ Prese con sicurezza bambini integrata
- ▶ Tassello forato per montaggio facile
- ▶ Con alimentatore elettronico
- ▶ Elevata efficienza energetica



**WorX Plus**

incl. 1x10 W, G13, **A**  
 675 lm, 4000 K  
 230 V  
 ⌀65 ⇄500 ⌀85 mm  
 EAN4000870 703915  
**703.91**  
 ⚡ 885.22

A-A



**WorX Plus**

incl. 1x15 W, G13, **B**  
 963 lm, 2700 K  
 230 V  
 ⌀65 ⇄605 ⌀85 mm  
 EAN4000870 703922  
**703.92**  
 ⚡ 885.15

A-B



**WorX Plus**

incl. 1x18 W, G13, **A**  
 1350 lm, 4000 K  
 230 V  
 ⌀65 ⇄755 ⌀85 mm  
 EAN4000870 703939  
**703.93**  
 ⚡ 885.41

A-A



- ▶ Under-cabinet luminaire with length prism for optimal light distribution and lamp protection
- ▶ Incl. feedthrough wiring for linking up to 12 luminaires
- ▶ With electronic ballasts
- ▶ High energy efficiency and flicker-free quick start
- ▶ Incl. direct joints
- ▶ Incl. 2 m feed line
- ▶ Lámpara de armario bajo con prisma longitudinal para una óptima distribución lumínica y protección de la luminaria
- ▶ Cableado pasante incluido para concatenar hasta 12 lámparas
- ▶ Con reactancia electrónica
- ▶ Alta eficacia energética y encendido inmediato sin centelleo
- ▶ Conector directo incluido
- ▶ Cable de alimentación incluido de 2 m
- ▶ Lampada sottopensile con prisma allungato per distribuzione ottimale della luce e protezione della lampadina
- ▶ Incl. cablaggio passante per il concatenamento di 12 lampade max.
- ▶ Con alimentatore elettronico
- ▶ Elevata efficienza energetica e accensione immediata senza luce pulsante
- ▶ Incl. connettore diretto
- ▶ Incl. cavo di alimentazione di ingresso 2 m



**WorX**

incl. 1x8 W, G5, **A**  
 480 lm, 3000 K  
 230 V  
 ⌀20 ⇄340 ⌀75 mm  
 EAN4000870 703137  
**703.13**  
 ⚡ 885.08

A-A



**WorX**

incl. 1x13 W, G5, **A**  
 950 lm, 3000 K  
 230 V  
 ⌀20 ⇄555 ⌀75 mm  
 EAN4000870 703144  
**703.14**  
 ⚡ 885.13

A-A



**WorX**

incl. 1x8 W, G5, **A**  
 480 lm, 3000 K  
 230 V  
 ⌀20 ⇄340 ⌀75 mm  
 EAN4000870 703151  
**703.15**  
 ⚡ 885.08

A-A



**WorX**


incl. 1x13 W, G5, **A**  
 950 lm, 3000 K  
 230 V  
 ⌀20 ⇄555 ⌀75 mm  
 EAN4000870 703168  
**703.16**  
 ⚡ 885.13

A-A






- ☞ Alu matt ☒ Metal/Plastic
- ☞ Aluminio mate ☒ Metal/Plástico
- ☞ Alluminio opaco ☒ Metallo/Plastica



- |   |  |   |
|---|--|---|
| <ul style="list-style-type: none"> <li>▶ Swivelling under-cabinet lamp with integrated switch</li> <li>▶ Swivels 120° for directed lighting in the closet interior</li> <li>▶ High energy efficiency</li> <li>▶ Easy-to-install keyhole fastening</li> <li>▶ Incl. power cable with standardised European plug</li> </ul> | <ul style="list-style-type: none"> <li>▶ Luminaria orientable bajo armario con interruptor integrado</li> <li>▶ Iluminación de interior de armario orientable en 120°</li> <li>▶ Alta eficacia energética</li> <li>▶ Fijación tipo cerradura para un fácil montaje</li> <li>▶ Incl. cable de alimentación con conector CE</li> </ul> | <ul style="list-style-type: none"> <li>▶ Lampada sottopensile orientabile con interruttore integrato</li> <li>▶ Illuminazione interna per armadi orientata con angolo d'inclinazione di 120°</li> <li>▶ Elevata efficienza energetica</li> <li>▶ Tassello forato per montaggio facile</li> <li>▶ Cavo di alimentazione incluso con spina europea</li> </ul> |
|---|--|---|



**WaveLine**

incl. 1x8 W, G5, <A>  
 480 lm, 3000 K  
 230 V  
 ⌀45 ⇄350 ⌀85 mm  
 EAN4000870 704059  
**704.05**   
 ⚡ 885.08

< A-A



**WaveLine**

incl. 1x13 W, G5, <A>  
 980 lm, 3000 K  
 230 V  
 ⌀45 ⇄580 ⌀85 mm  
 EAN4000870 704066  
**704.06**   
 ⚡ 885.13

< A-A



# Downlights

- 242 Special Line
- 281 Premium Line
- 357 Quality Line
- 367 Micro Line
- 396 Star Line
- 403 2Easy
- 411 Accessories



264 Board



248 Jupiter



321 Coin









For wall and floor mounting Para montaje en pared y suelos Montaggio a parete e a pavimento

Application areas: Outdoors, bathroom, kitchen, living room	Ámbitos de aplicación: Exteriores, baño, cocina, salón	Impiego: Spazi esterni, bagno, cucina, soggiorno
▶ Light fixtures for special applications and requirements	▶ Luminarias para aplicaciones y exigencias especiales	▶ Apparecchi per applicazioni ed esigenze particolari
▶ High-quality, non-corrosive materials	▶ Materiales inoxidables de alta calidad	▶ Materiali inossidabili di alta qualità
▶ Protection against water up to IP67	▶ Protección contra el agua hasta IP67	▶ Protezione dall'acqua fino a IP67



### Premium Line

For rigorous requirements Para exigencias elevadas Per esigenze particolari

Application areas: Outdoors, bathroom, kitchen, living room	Ámbitos de aplicación: Exteriores, baño, cocina, salón	Impiego: Spazi esterni, bagno, cucina, soggiorno
▶ High-quality, non-corrosive materials	▶ Materiales inoxidables de alta calidad	▶ Materiali inossidabili di alta qualità
▶ NEW! Recessed lighting with light control: dimming function, atmospheric coloured light, white light modulation	▶ ;NUEVO! Luminarias incorporadas con control lumínico: función de regulación, sugerente luz de color, modulación de la luz blanca	▶ NOVITÀ! Lampade da incasso con comando della luce: funzione dimming, luce colorata e suggestiva, modulazione di luce bianca
▶ Easy bulb change thanks to Easy-Click	▶ Cambio fácil del medio luminoso con mecanismo de Easy Click	▶ Facile sostituzione del corpo illuminante con Easy Click



### Quality Line

For the living room Para la vivienda Per la casa

Application areas: Living room, kitchen	Ámbitos de aplicación: Salón, cocina	Impiego: Soggiorno, cucina
▶ Easy installation thanks to plug-in connectors	▶ Montaje fácil con conector	▶ Facile montaggio con connettori a innesto
▶ Incl. miniature transformer, fits into any ceiling	▶ Transformador pequeño incluido, encuentra sitio en cualquier techo	▶ Incluso minitrasformatore, trova posto in tutti i soffitti
▶ Easy bulb change thanks to Easy-Click	▶ Cambio fácil del medio luminoso con mecanismo de Easy Click	▶ Facile sostituzione del corpo illuminante con Easy Click



## Micro Line



For installation in and on furniture Para la instalación y el montaje en muebles Per l'incasso e il montaggio su mobili

Application areas: Living room, kitchen, shelves, wooden ceilings, display cases	Ámbitos de aplicación: Salón, cocina, estanterías, techos de madera, vitrinas	Impiego: Soggiorno, cucina, librerie, soffitti in legno, vetrine
▶ Super-flat, minimal installation depth	▶ ¡Súper plano, profundidad mínima para empotrar	▶ Ultrapiatto, minima profondità d'installazione
▶ Surface-mounted variants	▶ Variantes de montaje	▶ Varianti di composizione
▶ Protection against water up to IP44	▶ Protección contra el agua hasta IP44	▶ Protezione dall'acqua fino a IP44

## Star Line



Starry sky Cielo estrellado Cielo stellato

Application areas: Living room, bathroom, kitchen Effect lighting	Ámbitos de aplicación: Salón, baño, cocina Iluminación con efecto	Impiego: Soggiorno, bagno, cucina Illuminazione d'effetto
▶ Creative design-possibilities	▶ Creativas posibilidades de diseño	▶ Possibilità di allestimenti creativi
▶ Minimum installation depth	▶ Mínima profundidad de instalación	▶ Minima profondità d'incasso
▶ Easy mounting thanks to plug-in connectors	▶ Montaje fácil con conector	▶ Facile montaggio con connettori a innesto

### Practical helpers and accessories

Practical accessories from Paulmann allow you to add additional lights to your lighting system or to adjust recessed adapters or recessed sockets to special installation conditions.

### Elementos accesorios y asistentes prácticos

Los prácticos accesorios de Paulmann le permitirán complementar su sistema de iluminación con más lámparas o adecuar su sistema a condiciones especiales de montaje mediante adaptadores y tomas empotrables.

### Pratici aiuti e accessori

I pratici accessori Paulmann vi permettono di arricchire il vostro sistema di illuminazione di nuove luci o di adattarlo a particolari caratteristiche di montaggio grazie ad adattatori o scatole da incasso.



**Trafo/  
Power Supply**  
☒ = 417-427



**Connector**  
☒ = 415-416



**Mounting Box**  
☒ = 413-414




**Clip**  
☒ = 416





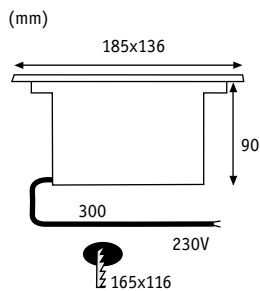
000

## Special Line



For wall and floor mounting Para montaje en pared y suelos Montaggio a parete e a pavimento

Application areas: Outdoors, bathroom, kitchen, living room	Ámbitos de aplicación: Exteriores, baño, cocina, salón	Impiego: Spazi esterni, bagno, cucina, soggiorno
▶ Light fixtures for special applications and requirements	▶ Luminarias para aplicaciones y exigencias especiales	▶ Apparecchi per applicazioni ed esigenze particolari
▶ High-quality, non-corrosive materials	▶ Materiales inoxidables de alta calidad	▶ Materiali inossidabili di alta qualità
▶ Protection against water up to IP67	▶ Protección contra el agua hasta IP67	▶ Protezione dall'acqua fino a IP67



**Special Line Floor LED**

☒ Metal Metal Metallo

- ▶ Dust- and waterproof (IP67)
- ▶ Max. load up to 1,700 kg
- ▶ Operates directly with 230 V
- ▶ Hermético al polvo y protegido frente a inmersión en agua (IP67)
- ▶ Soporta hasta 1700 kg
- ▶ Funciona directamente con 230V
- ▶ Protezione da penetrazione di polvere e breve immersione in acqua (IP67)
- ▶ Carico fino a 1.700 kg
- ▶ Funzionamento diretto a 230 V

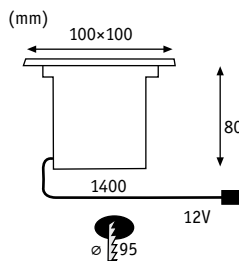

☞ Stainless steel Inox Acciaio legato



**incl. 1x2,5 W** A++-A  
35 lm, 2700 K  
∠ 85°  
EAN4000870 937969  
**937.96**



**incl. 1x2,5 W** A++-A  
35 lm, 6500 K  
∠ 85°  
EAN4000870 937976  
**937.97**



**Special Line Floor LED**

☒ Metal Metal Metallo

- ▶ Included diffuser allows optional accentuated or diffused light
- ▶ El difusor adjunto permite acentuar o difuminar la luz
- ▶ Possibilità di scelta tra luce accentuata e diffusa grazie al diffusore in dotazione

☞ Stainless steel Inox Acciaio legato



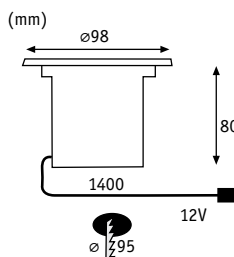
**incl. 3x1,2 W** A++-A  
35 lm, 2700 K  
∠ 120°, 17 cd  
incl. 10,5 VA  
EAN4000870 937877  
**937.87**



**incl. 3x1,2 W** A++-A  
6500 K  
∠ 120°, 1,5 cd  
incl. 10,5 VA  
EAN4000870 988763  
**988.76**

Trafo/Power Supply = 417-427  
Accessories = 411-416





**Special Line Floor LED**

☒ Metal Metal Metallo

- ▶ Included diffusor allows optional accentuated or diffused light
- ▶ El difusor adjunto permite acentuar o difuminar la luz
- ▶ Possibilità di scelta tra luce accentuata e diffusa grazie al diffusore in dotazione


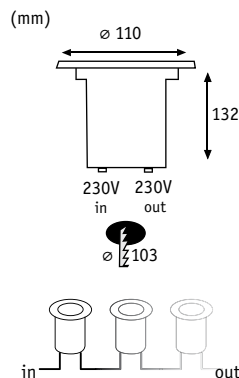
🔗 Stainless steel Inox Acciaio legato



**incl. 3×1,2 W** <A++-A  
35 lm, 2700 K  
∠ 120°, 17 cd  
incl. ⚡ 10,5 VA  
EAN4000870 937891  
**937.89**



**incl. 3×1,2 W** <A++-A  
6500 K  
∠ 120°, 1,5 cd  
incl. ⚡ 10,5 VA  
EAN4000870 988770  
**988.77**



**Special Line Floor LED**

☒ Metal Metal Metallo

- ▶ Included diffusor allows optional accentuated or diffused light
- ▶ Operates directly with 230 V
- ▶ El difusor adjunto permite acentuar o difuminar la luz
- ▶ Funciona directamente con 230V
- ▶ Possibilità di scelta tra luce accentuata e diffusa grazie al diffusore in dotazione
- ▶ Funzionamento diretto a 230 V

🔗 Stainless steel Inox Acciaio legato

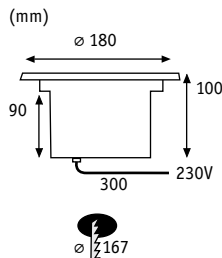


**incl. 1×1,2 W** <A++-A  
30 lm, 2700 K  
∠ 120°, 17 cd  
EAN4000870 937884  
**937.88**



**incl. 1×1,2 W** <A++-A  
30 lm, 6500 K  
∠ 120°, 1,5 cd  
EAN4000870 988756  
**988.75**

Trafo/Power Supply ☐= 417-427 ⚡  
Accessories ☐= 411-416 ☐☐☐



LED	IP67
Stainless Steel	rostfrei
Kg	500

**Special Line Floor LED 2,1W**

Stainless steel Inox Acciaio legato

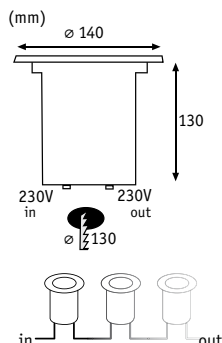
- ▶ Dust- and waterproof (IP67)
- ▶ Integrated transformer allows for direct connection to the 230 V mains
- ▶ Hermético al polvo y protegido frente a inmersión en agua (IP67)
- ▶ Mediante su equipo de alimentación integrado se puede conectar directamente a la instalación eléctrica (230V).
- ▶ Protezione da penetrazione di polvere e breve immersione in acqua (IP67)
- ▶ Collegabile direttamente al cablaggio domestico presente (230 V) mediante il dispositivo di alimentazione integrato.



Stainless steel Inox Acciaio legato

**incl. 1x2,1 W** A++-A  
60 lm, 6500 K

incl. 3,6 VA  
EAN4000870 937464  
**937.46**



Energy Saver	IP67
Stainless Steel	rostfrei
Kg	2.000



**GX53**  
885.14 7 W  
883.23 9 W  
281.31 4 W

**Special Line Floor Energy Saving**

Stainless steel Inox Acciaio legato

- ▶ Suitable for LED and energy-saving lamps
- ▶ Operates directly with 230 V
- ▶ Max. load up to 2000 kg
- ▶ Apto par LEDs y luminarias de bajo consumo
- ▶ Funciona directamente con 230V
- ▶ Soporte hasta 2000 kg
- ▶ Per LED e lampadine a risparmio energetico
- ▶ Funzionamento diretto a 230 V
- ▶ Carico fino a 2000 kg



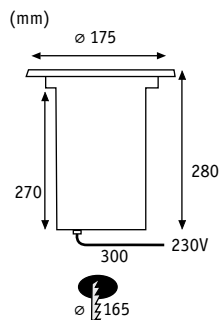
Stainless steel Inox Acciaio legato

**incl. 1x7 W** B A-B  
230 lm, 2700 K  
∠ 100°

EAN4000870 988435  
**988.43**

Trafo/Power Supply = 417-427  
Accessories = 411-416





E27  
 892.40 20 W  
 281.41 8 W  
 892.39 15 W



**Special Line Floor**

Stainless steel Inox Acciaio legato

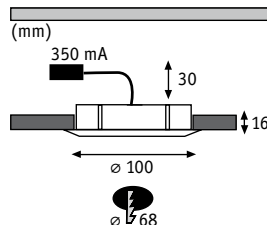
- ▶ Suitable for energy-saving lamps or LED
- ▶ Operates directly with 230V
- ▶ Ideal para luminarias de bajo consumo y LEDs
- ▶ Funciona directamente con 230V
- ▶ E' ideale per lampadine a risparmio energetico e LED
- ▶ Funzionamento diretto a 230V



Stainless steel Inox Acciaio legato

max. 20 W A++-E

EAN4000870 937488  
**937.48**



E27  
 892.40 20 W  
 281.41 8 W  
 892.39 15 W



**Special Line Floor**

Stainless steel Inox Acciaio legato

- ▶ Suitable for energy-saving lamps or LED
- ▶ Operates directly with 230V
- ▶ Ideal para luminarias de bajo consumo y LEDs
- ▶ Funciona directamente con 230V
- ▶ E' ideale per lampadine a risparmio energetico e LED
- ▶ Funzionamento diretto a 230V



Stainless steel Inox Acciaio legato

max. 20 W A++-E

EAN4000870 937495  
**937.49**

Trafo/Power Supply □= 417-427 Accessories □= 411-416



Solar



Solar

**Special Line Solar Cube/Box LED** ☒ Stainless steel/Polycarbonate Inox/Polycarbonato Acciaio legato/Polycarbonato

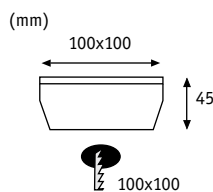
- ▶ 6-8 hour charge time with sun alignment, provides 8 to 10 hours of light
- ▶ Tiempo de carga en orientación al sol, 6-8 horas, duración luz, 8-10 horas
- ▶ Tempo di carica alla luce solare: 6-8 ore, durata di illuminazione: 8-10 ore

☞ Stainless steel/Clear Inox/Claro Acciaio legato/Chiaro



**incl. 1x0,24 W**  
3,6 lm, 2700 K

EAN4000870 937747  
**937.74**



LED	☺
IP67	
☒	☒
Stainless Steel	☒
rost frei	☒
☒ Incl.	↓ Kg
Accu	500

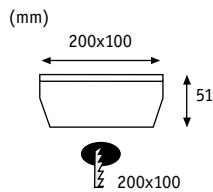
**Special Line Solar Cube/Box LED** ☒ Stainless steel/Polycarbonate Inox/Polycarbonato Acciaio legato/Polycarbonato

☞ Stainless steel/Clear Inox/Claro Acciaio legato/Chiaro



**incl. 1x0,6 W**  
7,5 lm, 2700 K

EAN4000870 937754  
**937.75**



LED	☺
IP67	
☒	☒
Stainless Steel	☒
rost frei	☒
☒ Incl.	↓ Kg
Accu	500

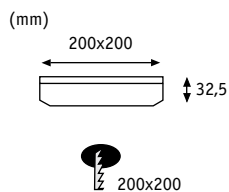
**Special Line Solar Cube/Box LED** ☒ Stainless steel/Polycarbonate Inox/Polycarbonato Acciaio legato/Polycarbonato

☞ Stainless steel/Clear Inox/Claro Acciaio legato/Chiaro



**incl. 1x0,6 W**  
7,5 lm, 2700 K

EAN4000870 938348  
**938.34 new**

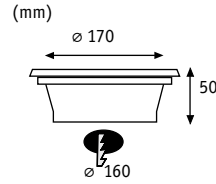


incl. colour diffuser



LED	☺
IP67	
☒	☒
Stainless Steel	☒
rost frei	☒
☒ Incl.	↓ Kg
Accu	500

**Trafo/Power Supply** ☐= 417-427  
 **Accessories** ☐= 411-416



**Special Line Solar Pandora LED**

Stainless steel/Glass Inox/Cristal Acciaio legato/Vetro

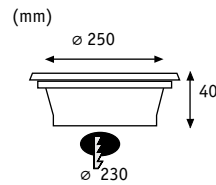
- ▶ 6-8 hour charge time with sun alignment, provides 8 to 10 hours of light
- ▶ Tiempo de carga en orientación al sol, 6-8 horas, duración luz, 8-10 horas
- ▶ Tempo di carica alla luce solare: 6-8 ore, durata di illuminazione: 8-10 ore

Stainless steel/Clear Inox/Claro Acciaio legato/Chiaro



**incl. 1x0,36 W**  
9,8lm, 2700 K

EAN4000870 937761  
**937.76**



**Special Line Solar Jupiter LED**

Stainless steel/Glass Inox/Cristal Acciaio legato/Vetro

- ▶ 6-8 hour charge time with sun alignment, provides 8 to 10 hours of light
- ▶ Tiempo de carga en orientación al sol, 6-8 horas, duración luz, 8-10 horas
- ▶ Tempo di carica alla luce solare: 6-8 ore, durata di illuminazione: 8-10 ore

Stainless steel/Clear Inox/Claro Acciaio legato/Chiaro

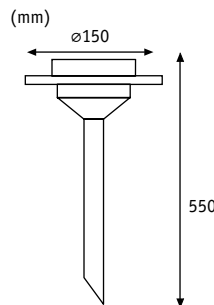


**incl. 1x0,6 W**  
11 lm, 2700 K

EAN4000870 937778  
**937.77**

Trafo/Power Supply □= 417-427 Accessories □= 411-416





**Special Line Solar Ufo LED**

Stainless steel/Glass Inox/Cristal Acciaio legato/Vetro

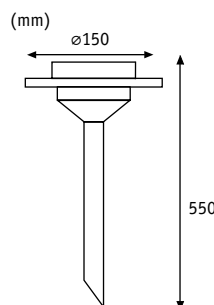
- ▶ 6-8 hour charge time with sun alignment, provides 3 to 5 hours of light
- ▶ Tiempo de carga en orientación al sol, 6-8 horas, duración luz, 3-5 horas
- ▶ Tempo di carica alla luce solare: 6-8 ore, durata di illuminazione: 3-5 ore



Stainless steel/Clear Inox/Claro Acciaio legato/Chiaro

**incl. 1x0,2 W**  
3000 K

EAN4000870 937648  
**937.64**



**Special Line Solar Ufo LED RGB**

Stainless steel/Glass Inox/Cristal Acciaio legato/Vetro

- ▶ 6-8 hour charge time with sun alignment, provides 3 to 5 hours of light
- ▶ Tiempo de carga en orientación al sol, 6-8 horas, duración luz, 3-5 horas
- ▶ Tempo di carica alla luce solare: 6-8 ore, durata di illuminazione: 3-5 ore

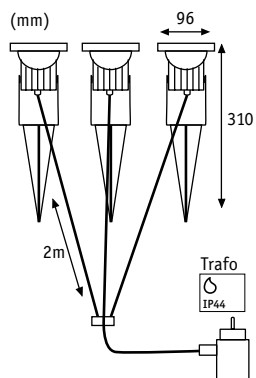


Stainless steel/Clear Inox/Claro Acciaio legato/Chiaro

**incl. 1x0,2 W**

EAN4000870 936993  
**936.99 new**

Trafo/Power Supply = 417-427  
Accessories = 411-416



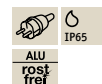
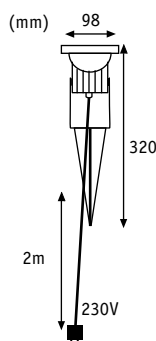
**Special Line Garden Spot LED**

Alu Aluminio Alluminio

Alu Aluminio Alluminio



**incl. 3x3 W** A++-A  
 3000 K  
 45°, 275 cd  
 incl. 16 VA  
 EAN4000870 988459  
**988.45**



**GU10**  
 800.35 28 W  
 280.56 3,5 W

**Special Line Garden Spot**

Alu Aluminio Alluminio

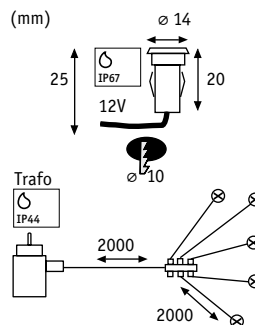

Alu Aluminio Alluminio



**max. 28 W** A++-E  
 EAN4000870 937518  
**937.51**

Trafo/Power Supply = 417-427  
 Accessories = 411-416





**Special Line Micro IP67 Basic**

Polycarbonate Policarbonato Policarbonato

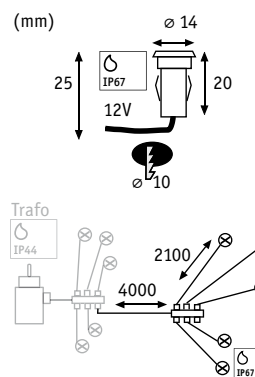
- ▶ Basic set can be extended by the auxiliary set to up to 20 light points
- ▶ El juego básico puede ampliarse con el juego complementario hasta a 20 puntos de luz
- ▶ Facilísimo de montar por conexión de enchufe
- ▶ Set di base ampliabile fino a 20 punti luce mediante set aggiuntivo
- ▶ Montaggio semplicissimo con connessione a innesto

Satin Satinada Satinato



**incl. 5x0,16 W** A++-A  
6500 K

incl. 6 VA  
EAN4000870 988916  
**988.91**



**Special Line Micro IP67 Extra**

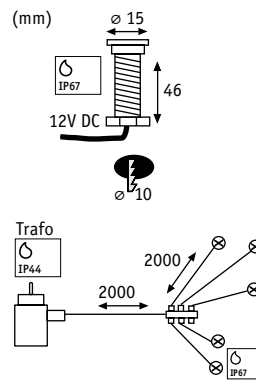
Polycarbonate Policarbonato Policarbonato

Satin Satinada Satinato



**incl. 5x0,16 W** A++-A  
6500 K

EAN4000870 988923  
**988.92**



LED  
IP67  
Stainless Steel  
rost freif  
Kg  
130

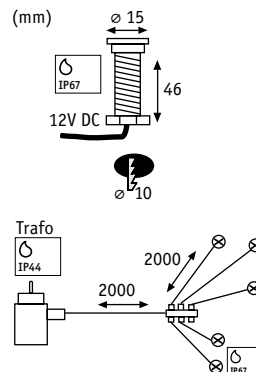
**Special Line MicroPen IP67 Basic**      Stainless steel Inox Acciaio legato

- ▶ Basic set can be extended using the auxiliary set by up to 25 light points 4x 937.59
- ▶ Easy mounting using plug-in connections
- ▶ Installation in materials from 3 to 35 mm
- ▶ El juego básico puede ampliarse con el juego complementario hasta a 25 puntos de luz 4x 937.59
- ▶ Fácil montaje mediante conector insertable
- ▶ Montaje en materiales de 3 a 35 mm
- ▶ Set di base ampliabile fino a 25 punti luce mediante set aggiuntivo 4x 937.59
- ▶ Montaggio semplicissimo con connessione a innesto
- ▶ Montaggio in materiali da 3 a 35mm



Stainless steel Inox Acciaio legato

**incl. 5x0,16 W**    A++-A  
3000 K  
∠ 30°, 5x1,4 cd  
incl. - 6 VA  
EAN4000870 937549  
**937.54**



LED  
IP67  
Stainless Steel  
rost freif  
Kg  
130

**Special Line MicroPen IP67 Extra**      Stainless steel Inox Acciaio legato

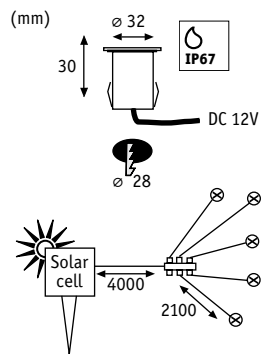


Stainless steel Inox Acciaio legato

**incl. 5x0,16 W**    A++-A  
3000 K  
∠ 30°, 5x1,4 cd  
EAN4000870 937594  
**937.59**



Solar



**Special Line Solarmodul Floor**

Stainless steel/Plastic Inox/Plástico Acciaio legato/Plastica

- ▶ 6-8 hour charge time with sun alignment, provides 8 to 10 hours of light
- ▶ Tiempo de carga en orientación al sol, 6-8 horas, duración luz, 8-10 horas
- ▶ Tempo di carica alla luce solare: 6-8 ore, durata di illuminazione: 8-10 ore



Stainless steel/Black Inox/Negro Acciaio legato/Nero

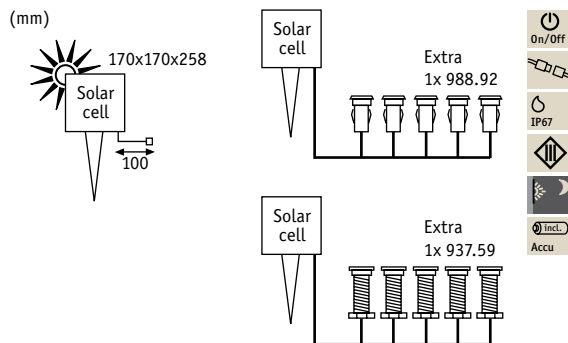
**incl. 5x0,2 W**

5x4 lm, 2700 K  
 ✕ 120°

EAN4000870 937679  
**937.67**



Solar



**Special Line Solarmodul**

Plastic Plástico Plastica

- ▶ 6-8 hour charge time with sun alignment
- ▶ Tiempo de carga en orientación al sol: 6-8 horas
- ▶ Tempo di carica alla luce solare: 6 - 8 ore
- ▶ Compatible with 1x 988.92 or 1x 937.59.
- ▶ Compatible con 1x 988.92 ó 1x 937.59.

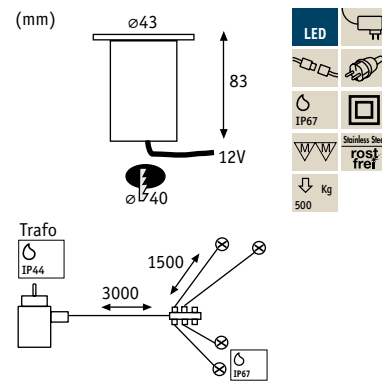
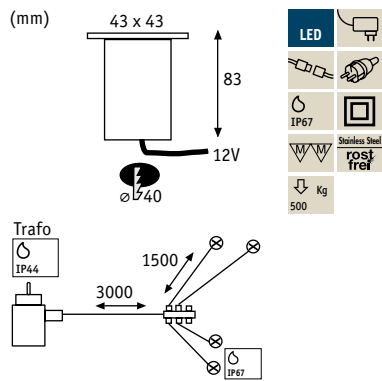



Black Negro Nero

**max. 1 W**

EAN4000870 937662  
**937.66**

Trafo/Power Supply = 417-427  
 Accessories = 411-416



**Special Line MiniPlus Basic**

Stainless steel Inox Acciaio legato

- ▶ Basic set can be extended using the auxiliary set by up to 12 light points
- ▶ El juego básico puede ampliarse con el juego complementario hasta a 12 puntos de luz
- ▶ Set di base ampliabile fino a 12 punti luce mediante set aggiuntivo
- ▶ Easy assembly using IP-protected screw connections
- ▶ Facilísimo de montar por conexiones de rosca con grado de protección IP
- ▶ Montaggio semplice mediante collegamenti a vite con protezione IP

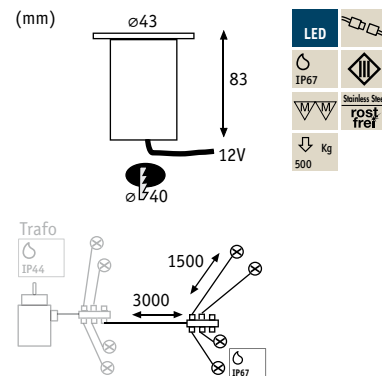

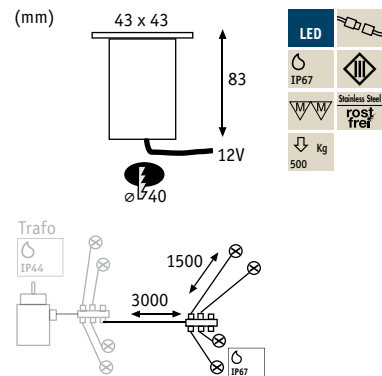
Stainless steel Inox Acciaio legato



**incl. 4x0,7 W** A++-A  
4x28 lm, 2700 K  
**incl. 16 VA**  
EAN4000870 937860  
**937.86**



**incl. 4x0,7 W** A++-A  
4x28 lm, 2700 K  
**incl. 16 VA**  
EAN4000870 937846  
**937.84**



**Special Line MiniPlus Extra**

Stainless steel Inox Acciaio legato

Stainless steel Inox Acciaio legato

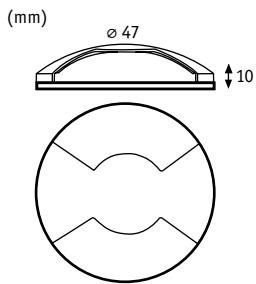



**incl. 4x0,7 W** A++-A  
4x28 lm, 2700 K  
EAN4000870 937853  
**937.85**

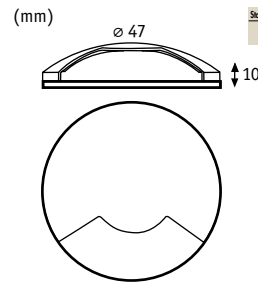


**incl. 4x0,7 W** A++-A  
4x28 lm, 2700 K  
EAN4000870 937839  
**937.83**





Stainless Steel  
**rost frei**  
140 Kg



Stainless Steel  
**rost frei**  
140 Kg

**Special Line MiniPlus Cover**

Stainless steel Inox Acciaio legato

- ▶ Decorative glare protection for the MiniPlus Floor recessed light
- ▶ Decorativo antideslumbrante para la lámpara empotrable de suelo MiniPlus
- ▶ Protezione antiabbagliante decorativa per il faretto a incasso da pavimento MiniPlus

Stainless steel Inox Acciaio legato



EAN4000870 937723  
**937.72**



EAN4000870 937907  
**937.90**



**Special Line MiniPlus Glass**

Plastic Plástico Plastica

- ▶ Colored glass elements for the MiniPlus Floor recessed light
- ▶ Cristales de colores para la lámpara empotrable de suelo MiniPlus
- ▶ Vetri colorati per il faretto a incasso da pavimento MiniPlus

Red Rojo Rosso

Green Verde Verde

Blue Azul Blu



EAN4000870 937945  
**937.94**



EAN4000870 937921  
**937.92**



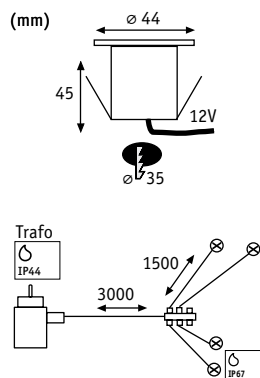
EAN4000870 937938  
**937.93**



**rost frei**

Trafo/Power Supply = 417-427  
Accessories = 411-416






**Special Line Mini Basic**

Stainless steel Inox Acciaio legato

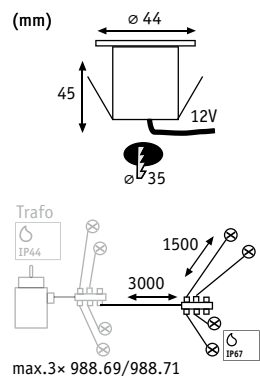
- ▶ Basic set can be extended using the auxiliary set by up to 12 light points
- ▶ El juego básico puede ampliarse con el juego complementario hasta a 12 puntos de luz
- ▶ Set di base ampliabile fino a 12 punti luce mediante set aggiuntivo
- ▶ Easy assembly using IP-protected screw connections
- ▶ Facilísimo de montar por conexiones de rosca con grado de protección IP
- ▶ Montaggio semplice mediante collegamenti a vite con protezione IP

Stainless steel Inox Acciaio legato



**incl. 4x0,6 W** <math>A^{++}-A</math>  
7000 K

incl. 6 VA  
EAN4000870 988688  
**988.68**



**Special Line Mini Extra**

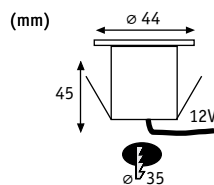
Stainless steel Inox Acciaio legato

Stainless steel Inox Acciaio legato

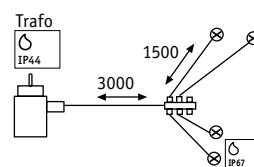


**incl. 4x0,6 W** <math>A^{++}-A</math>  
7000 K

EAN4000870 988695  
**988.69**



LED	
IP65	
Stainless Steel rost frei	
500	




**Special Line Mini Basic**

Stainless steel Inox Acciaio legato

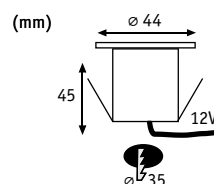
- ▶ Basic set can be extended using the auxiliary set by up to 12 light points
- ▶ El juego básico puede ampliarse con el juego complementario hasta a 12 puntos de luz
- ▶ Set di base ampliabile fino a 12 punti luce mediante set aggiuntivo
- ▶ Easy assembly using IP-protected screw connections
- ▶ Facilísimo de montar por conexiones de rosca con grado de protección IP
- ▶ Montaggio semplice mediante collegamenti a vite con protezione IP

Stainless steel Inox Acciaio legato

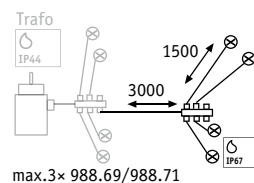


incl. 4x0,6 W A++-A  
7000 K

incl. 6 VA  
EAN4000870 988701  
**988.70**



LED	
IP65	
Stainless Steel rost frei	
500	



**Special Line Mini Extra**

Stainless steel Inox Acciaio legato

Stainless steel Inox Acciaio legato



incl. 4x0,6 W A++-A  
7000 K

EAN4000870 988718  
**988.71**



Black Negro Nero

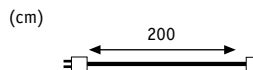


**Special Line IP65 Connector**

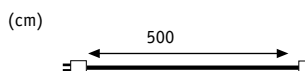
Rubber Goma Gomma



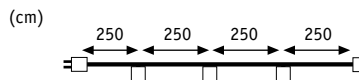
**max. 100 W**  
12 V  
EAN4000870 938232  
**938.23** **new**



**max. 100 W**  
12 V  
EAN4000870 988466  
**988.46**

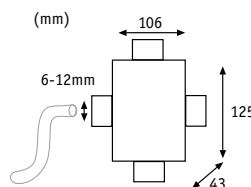


**max. 100 W**  
12 V  
EAN4000870 938249  
**938.24** **new**



**max. 100 W**  
12 V  
EAN4000870 938331  
**938.33** **new**

Plastic Plástico Plastica



IP67

**Special Line Junction-Box**

Plastic Plástico Plastica

- ▶ Connection box for up to 4 lines
- ▶ Unused outputs remain closed
- ▶ Dust- and waterproof (IP67)
- ▶ Caja de conexión para 4 cables
- ▶ Las tomas que no se usan permanecen cerradas
- ▶ Hermético al polvo y protegido frente a inmersión en agua (IP67)
- ▶ Scatola di collegamento fino a 4 linee
- ▶ Le uscite inutilizzate rimangono chiuse
- ▶ Protezione da penetrazione di polvere e breve immersione in acqua (IP67)

Black Negro Nero



**max. 2500 W**  
EAN4000870 002322  
**232**

Trafo/Power Supply = 417-427   
Accessories = 411-416





**Special Line AmbientLED**

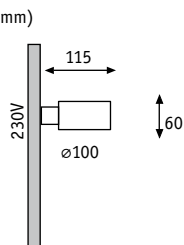
Aluminium Zinc Aluminio-zinc Zinco-Alluminio

- ▶ Operates directly with 230 V
- ▶ Can be expanded with decorative glass elements
- ▶ Funciona directamente con 230 V
- ▶ Ampliables con decorativos cristales
- ▶ Funzionamento diretto a 230 V
- ▶ Possibilità di ampliamento con vetri decorativi

Matt white Blanco mate Bianco opaco



**incl. 1x2,4 W** A++-A (mm)  
 110 lm, 2700 K  
 ✕ 30°  
 incl. 3,6 VA  
 EAN4000870 938119  
**938.11 new**



**AmbientLED Dekor**

130 ø98 mm  
 EAN4000870 938126  
**938.12 new**

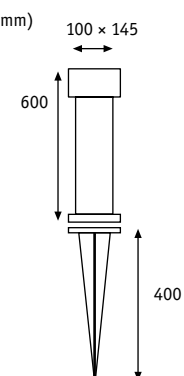


- ↳ Satin Acryl
- ↳ Satinada Acrilico
- ↳ Satinato Acrilico

Matt white Blanco mate Bianco opaco



**incl. 1x2,4 W** A++-A (mm)  
 110 lm, 2700 K  
 ✕ 30°  
 incl. 3,6 VA  
 EAN4000870 938157  
**938.15 new**



**AmbientLED Dekor**

130 ø98 ↔ 98 ↗ 60 mm  
 EAN4000870 938133  
**938.13 new**



- ↳ Matt white/Gold Alu
- ↳ Blanco mate/Oro Aluminio
- ↳ Bianco opaco/Oro Alluminio



**AmbientLED Dekor**

130 ø98 mm  
 EAN4000870 938140  
**938.14 new**



- ↳ Brushed alu Alu
- ↳ Aluminio mateado Aluminio
- ↳ Alluminio spazzolato Alluminio



**Trafo/Power Supply** 417-427



**Accessories** 411-416



**Special Line 360° Cube Flame**

Aluminium Zinc Aluminio-zinc Zinco-Alluminio

▶ Operates directly with 230 V

▶ Funciona directamente con 230 V

▶ Funzionamento diretto a 230 V



Matt white Blanco mate Bianco opaco

**incl. 1x7 W** A++-A

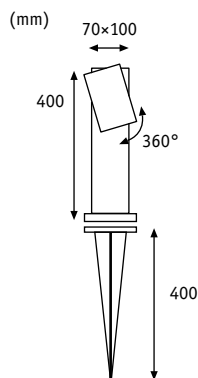
480 lm, 2700 K

∠ 30°

incl. 9 VA

EAN4000870 938164

**938.16 new**



**Special Line 360° Cube Flame**

Alu Aluminio Alluminio

▶ Operates directly with 230 V

▶ Funciona directamente con 230 V

▶ Funzionamento diretto a 230 V



Matt white Blanco mate Bianco opaco

**incl. 1x7 W** A++-A

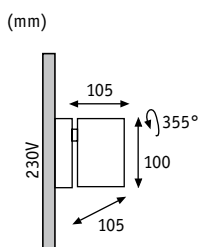
240 lm, 2700 K

∠ 32°

incl. 8,3 VA


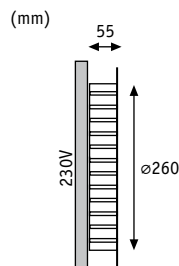
EAN4000870 937822

**937.82**



Trafo/Power Supply □= 417-427 Accessories □= 411-416





**Special Line House Number Sunset**    Stainless steel/Polycarbonate    Inox/Polycarbonato    Acciaio legato/Polycarbonato

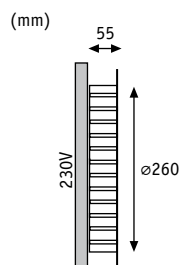
- ▶ Operates directly with 230 V
- ▶ With twilight switch
- ▶ Incl. house numbers in stainless steel effect
- ▶ House number size 10cm, in line with official guidelines
- ▶ Funciona directamente con 230 V
- ▶ Con interruptor crepuscular
- ▶ Incl. números de edificio en óptica de acero
- ▶ Tamaño de número 10cm, corresponde con la norma oficial
- ▶ Funzionamento diretto a 230 V
- ▶ Con interruttore crepuscolare
- ▶ Con numero civico effetto acciaio inox
- ▶ Dimensioni del numero civico: 10 cm, secondo le disposizioni ufficiali

Stainless steel/White    Inox/Blanco    Acciaio legato/Bianco



**incl. 1x5,6 W**    A++-A  
160 lm, 2700 K

EAN4000870 937914  
**937.91**



**Special Line House Number Sun**    Stainless steel/Polycarbonate    Inox/Polycarbonato    Acciaio legato/Polycarbonato

- ▶ Operates directly with 230 V
- ▶ Funciona directamente con 230 V
- ▶ Funzionamento diretto a 230 V


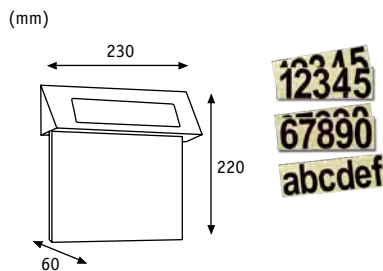
Stainless steel/White    Inox/Blanco    Acciaio legato/Bianco



**incl. 1x5,6 W**    A++-A  
160 lm, 2700 K

EAN4000870 937693  
**937.69**

**Trafo/Power Supply**    = 417-427  
 **Accessories**    = 411-416



**Special Line Solar House Number**

Stainless steel/Acryl Inox/Acrylic Acaccia legato/Acrylic


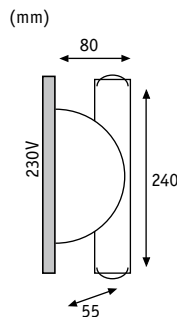
- ▶ 6-8 hour charge time with sun alignment, provides 4 to 6 hours of light
- ▶ Tiempo de carga en orientación al sol, 6-8 horas, duración luz, 4-6 horas
- ▶ Tempo di carica alla luce solare: 6-8 ore, durata di illuminazione: 4-6 ore

Stainless steel/White Inox/Blanco Acaccia legato/Bianco



**incl. 1x0,2W**  
3000 K

EAN4000870 937655  
**937.65**



**Special Line 2Flame**

Aluminium Zinc Aluminio-zinc Zinco-Alluminio

- ▶ Operates directly with 230 V
- ▶ Funciona directamente con 230 V
- ▶ Funzionamento diretto a 230 V


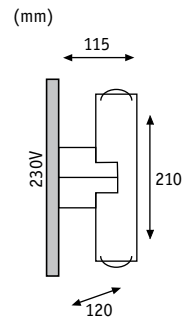
Brushed alu/Black Aluminio mateado/Negro Alluminio spazzolato/Nero



**incl. 2x1 W** A++-A  
2x45 lm, 2700 K  
∠ 35°, 140 cd

EAN4000870 937792  
**937.79**

Trafo/Power Supply □= 417-427 Accessories □= 411-416

**Special Line 2Flame**

Aluminium Zinc Aluminio-zinc Zinco-Alluminio

▶ Operates directly with 230 V

▶ Funciona directamente con 230 V

▶ Funzionamento diretto a 230 V


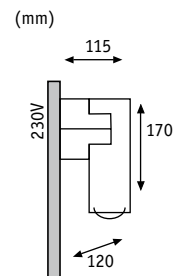

Brushed alu/Black Aluminio mateado/Negro Alluminio spazzolato/Nero

**incl. 2x1 W** A++-A

2x45 lm, 2700 K

⤵ 35°, 140 cd

EAN4000870 937785

**937.78****Special Line 1Flame**

Aluminium Zinc Aluminio-zinc Zinco-Alluminio

▶ Operates directly with 230 V

▶ Funciona directamente con 230 V

▶ Funzionamento diretto a 230 V

Brushed alu/Black Aluminio mateado/Negro Alluminio spazzolato/Nero


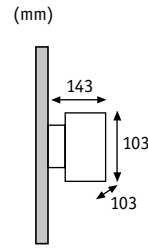
**incl. 1x1 W** A++-A

45 lm, 2700 K

⤵ 35°, 140 cd

EAN4000870 937952

**937.95**



**Special Line Big Flame**

Alu Aluminium Alluminio

▶ Operates directly with 230 V


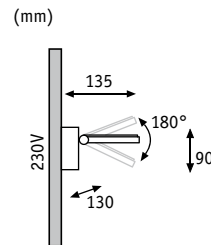
▶ Funciona directamente con 230 V

▶ Funzionamento diretto a 230 V

Matt white Blanco mate Bianco opaco



**incl. 1x3 W** A++-A  
 63 lm, 2700 K  
 ∠ 90°  
 incl. 3 VA  
 EAN4000870 937808  
**937.80**



**Special Line Board**

Alu Aluminium Alluminio

▶ Operates directly with 230 V

▶ Funciona directamente con 230 V

▶ Funzionamento diretto a 230 V

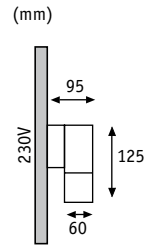
Matt white Blanco mate Bianco opaco



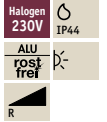
**incl. 1x6,8 W** A++-A  
 480 lm, 2700 K  
 ∠ 100°  
 incl. 6 VA  
 EAN4000870 937815  
**937.81**

Trafo/Power Supply □= 417-427 Accessories □= 411-416





GU10  
 836.34 35 W  
 836.33 25 W

**Special Line Flame**

Alu Aluminium Alluminio

▶ Operates directly with 230 V

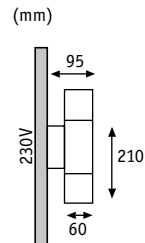
▶ Funciona directamente con 230 V

▶ Funzionamento diretto a 230 V

Alu Aluminium Alluminio

**incl. 1×35 W, D** D-E173 lm, 2900 K  
 ✕ 30°, 700 cd

EAN4000870 937709

**937.70**

GU10  
 836.34 35 W  
 836.33 25 W

**Special Line Flame**

Alu Aluminium Alluminio

▶ Operates directly with 230 V

▶ Funciona directamente con 230 V

▶ Funzionamento diretto a 230 V

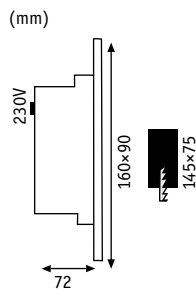
Alu Aluminium Alluminio

**incl. 2×35 W, D** D-E2×173 lm, 2900 K  
 ✕ 30°, 700 cd

EAN4000870 937716

**937.71**





reddot design award  
winner 2015

**Special Line Slot LED**

Alu Aluminium Alluminio

- ▶ Operates directly with 230 V
- ▶ Incl. recessed socket
- ▶ Funciona directamente con 230V
- ▶ Caja de enchufe incluida
- ▶ Funzionamento diretto a 230 V
- ▶ Incl. scatola da incasso

Alu matt Aluminium mate Alluminio opaco

Matt white Blanco mate Bianco opaco



**incl. 1x2,4 W** <math>A^{++}-A</math>

120 lm, 2700 K  
 $\sphericalangle$  30°

EAN4000870 938263

**938.26 new**

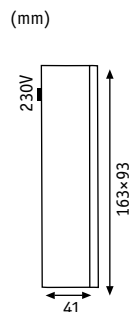


**incl. 1x2,4 W** <math>A^{++}-A</math>

120 lm, 2700 K  
 $\sphericalangle$  30°

EAN4000870 938089

**938.08 new**



**Special Line Slot LED**

Alu Aluminium Alluminio

- ▶ Operates directly with 230 V
- ▶ Funciona directamente con 230 V
- ▶ Funzionamento diretto a 230 V

Alu matt Aluminium mate Alluminio opaco

Matt white Blanco mate Bianco opaco



**incl. 1x2,4 W** <math>A^{++}-A</math>

120 lm, 2700 K  
 $\sphericalangle$  30°

EAN4000870 938256

**938.25 new**




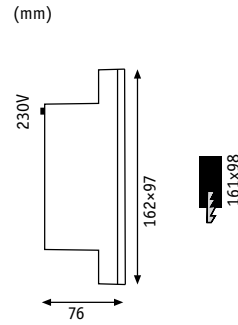
**incl. 1x2,4 W** <math>A^{++}-A</math>

120 lm, 2700 K  
 $\sphericalangle$  30°

EAN4000870 938096

**938.09 new**

Trafo/Power Supply = 417-427   
Accessories = 411-416



**Special Line Wall LED**

Alu Aluminio Alluminio


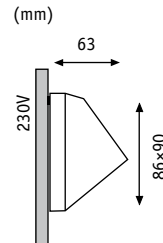
- ▶ Operates directly with 230 V
- ▶ Incl. recessed socket
- ▶ Funciona directamente con 230V
- ▶ Caja de enchufe incluida
- ▶ Funzionamento diretto a 230 V
- ▶ Incl. scatola da incasso

Titanium Titan Titanio



**incl. 1x2,4 W** A++-A  
6 lm, 6500 K

EAN4000870 998182  
**998.18**




**Special Line Wall LED**

Alu Aluminio Alluminio


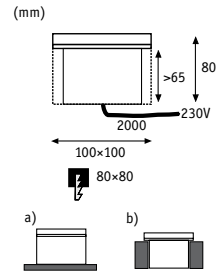
- ▶ Operates directly with 230 V
- ▶ Funciona directamente con 230 V
- ▶ Funzionamento diretto a 230 V

Titanium Titan Titanio



**incl. 1x1,5 W** A++-A  
29 lm, 6500 K

EAN4000870 998175  
**998.17**



**Special Line Wall/Floor LED**

Aluminium Zinc Aluminio-zinc Zinco-Alluminio

- ▶ Recessed and surface mounting
- ▶ Para empotrado o montaje sobre muebles
- ▶ Possibilità di incasso e montaggio

Titanium Titan Titanio

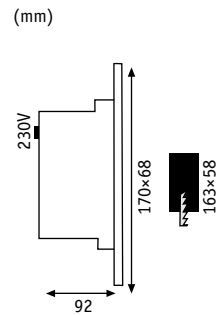


**incl. 1x1 W** A++-A

38 lm, 6500 K  
8 cd

EAN4000870 994887

**994.88**




**Special Line Wall LED**

Stainless steel Inox Acciaio legato

- ▶ Operates directly with 230 V
- ▶ Funciona directamente con 230 V
- ▶ Funzionamento diretto a 230 V

Stainless steel Inox Acciaio legato


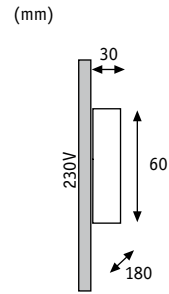


**incl. 1x1,2 W** A++-A

27 lm, 6500 K

EAN4000870 998168

**998.16**

**Special Line LED Trendy**


Aluminium Zinc Aluminio-zinc Zinco-Alluminio

► Operates directly with 230 V

► Funciona directamente con 230 V

► Funzionamento diretto a 230 V

Brushed alu/Chrome Aluminio mateado/Cromo Alluminio spazzolato/Cromo



**incl. 1×3 W** A++-A

100 lm, 2700 K

∠ 120°

incl. 3 VA


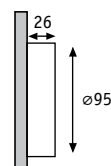
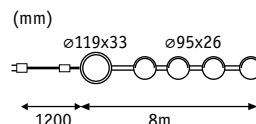
EAN4000870 937631

**937.63**






- ▶ Very easy installation with a self-adhesive flat ribbon cable  
Includes 1.2 m power cable with switch and plug
- ▶ Montaje facilísimo gracias al cable plano autoadhesivo,  
Incl. cable de alimentación de 1,2 m con enchufe e interruptor
- ▶ Montaggio semplicissimo con cavo a nastro autoadesivo  
Cavo di alimentazione da 1,2 m, interruttore e connettore inclusi
- ▶ Direct transformer power connection possible
- ▶ Es posible la alimentación directa del transformador
- ▶ Possibilità di alimentazione diretta con trasformatore



**Special Line StairLED**

Alu/Polycarbonate Aluminium/Polycarbonato Alluminio/Polycarbonato

White/Alu structure Blanco/Alu structure Bianco/Alu structure


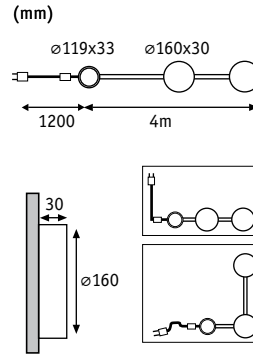


**incl. 4x1,6 W** A++-A  
4x25 lm, 2700 K

incl. 10VA  
EAN4000870 938072  
**938.07 new**

Trafo/Power Supply = 417-427  
Accessories = 411-416





**Special Line Wall LED Corona**


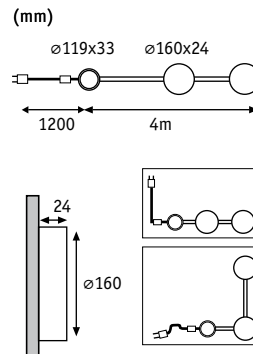
Pressure-cast aluminium Aluminio inyectado a presión Alluminio pressofuso

Matt white Blanco mate Bianco opaco



**incl. 2x4,5 W** A++-A  
2x382 lm, 2700 K

incl. 10 VA  
EAN4000870 938218  
**938.21 new**



**Special Line Wall LED Flow**

Pressure-cast aluminium Aluminio inyectado a presión Alluminio pressofuso


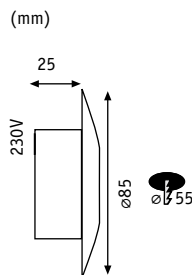

Matt white Blanco mate Bianco opaco



**incl. 2x2,3 W** A++-A  
2x105 lm, 2700 K

incl. 10 VA  
EAN4000870 938225  
**938.22 new**

**Trafo/Power Supply** = 417-427  
 **Accessories** = 411-416



**Special Line IP65 Downlight**

☒ Metal/Plastic Metal/Plástico Metallo/Plastica

- ▶ Assembly possible directly in 60 mm recessed sockets
- ▶ Operates directly with 230 V
- ▶ Es posible montarlo directamente en cajas de enchufe de 60 mm
- ▶ Funciona directamente con 230V
- ▶ Possibilità di montaggio diretto in scatole da incasso da 60 mm
- ▶ Funzionamento diretto a 230 V

🌀 Nickel satinised/Opal Níquel satinado/Opal Nichel satinatoq/Opale


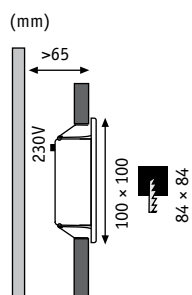


**incl. 1x0,25 W** ⚡ A++-A

8,6 lm, 5000 K  
 ✎ 120°

EAN4000870 989883

**989.88** 🛒



**Special Line LED Window 1**

☒ Metal Metal Metallo

- ▶ Integrated transformer allows for direct connection to the existing house wiring (230 V).
- ▶ Mediante su equipo de alimentación integrado se puede conectar directamente a la instalación eléctrica (230V).
- ▶ Collegabile direttamente al cablaggio domestico presente (230 V) mediante il dispositivo di alimentazione integrato.

🌀 Alu matt Aluminio mate Alluminio opaco



**incl. 1x2 W** ⚡ A++-A

6500 K  
 ✎ 160°, 1,5 cd

EAN4000870 994979

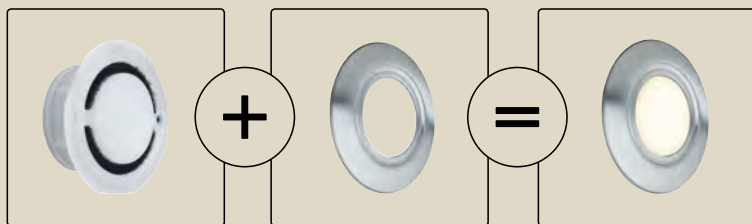
**994.97**

Trafo/Power Supply 📦= 417-427 ⚡  
 Accessories 📦= 411-416 🛒

Combine your own personal lighting system

Combine usted mismo su sistema de luz personal

Scegliete voi stessi le combinazioni per il vostro sistema d'illuminazione personalizzato



**Special Line IP65 Downlight Basic**

Polycarbonate Policarbonato Policarbonato

- ▶ Assembly possible directly in 60 mm recessed sockets;
- ▶ Toolless mounting of stainless-steel decor by Velcro strip
- ▶ Is augmented by stainless steel cover
- ▶ Es posible montarlo directamente en cajas de montaje empotrables de 60 mm;
- ▶ Se complementa con embellecedor de acero de ley
- ▶ Possibilità di montaggio diretto in scatole da incasso da 60 mm;
- ▶ Rifinito con copertura in acciaio inox

Opal Opal Opale

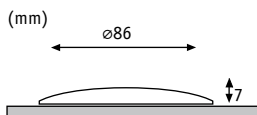
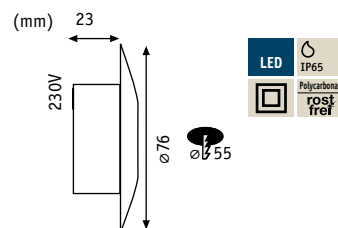
**incl. 1x1,4 W** A++-A

3000 K  
EAN4000870 937402  
**937.40**

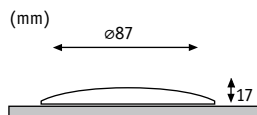
Opal Opal Opale

**incl. 1x1,4 W** A++-A

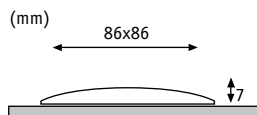
4000 K  
EAN4000870 937419  
**937.41**



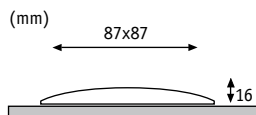
**Special Line Cover round**



**Special Line Cover Cap round**



**Special Line Cover square**



**Special Line Cover Cap square**

7 ø86 mm  
EAN4000870 937426  
**937.42**



17 ø87 mm  
EAN4000870 937433  
**937.43**


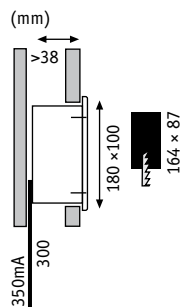


7 86 86 mm  
EAN4000870 937440  
**937.44**



16 87 87 mm  
EAN4000870 937457  
**937.45**

Trafo/Power Supply 417-427  
Accessories 411-416



**Special Line Wall LED Cross**

Alu Aluminio Alluminio


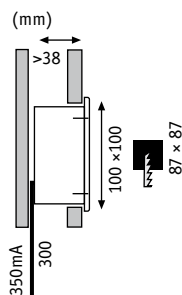
- ▶ Is delivered incl. installation frame
- ▶ Se suministra con bastidor empotrable incluido
- ▶ Fornito con cornice da incasso inclusa

Brushed alu Aluminio mateado Alluminio spazzolato



**incl. 1x4 W** <A++-A  
50 lm, 3000 K

incl. 6 VA  
EAN4000870 937525  
**937.52**



**Special Line Wall LED Quadro**

Alu Aluminio Alluminio

- ▶ Is delivered incl. installation frame
- ▶ Se suministra con bastidor empotrable incluido
- ▶ Fornito con cornice da incasso inclusa

Brushed alu Aluminio mateado Alluminio spazzolato

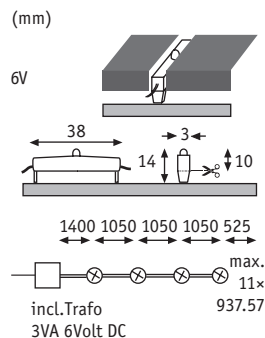



**incl. 1x2 W** <A++-A  
50 lm, 3000 K

incl. 3 VA  
EAN4000870 937532  
**937.53**

Trafo/Power Supply □= 417-427 Accessories □= 411-416





### Special Line GrooveLight Basic

Plastic Plástico Plastica

- ▶ The product dimensions are ideal for current tile sizes.
  - ▶ The light can also be inserted vertically or horizontally in tile joints and in seams as narrow as 3 mm (cables can be laid diagonally).
  - ▶ The basic set is expandable to a total of 48 LED elements or 11 x 93757
- ▶ Las dimensiones del producto se adecúan perfectamente a las medidas actuales de baldosas.
  - ▶ La lámpara puede colocarse vertical u horizontalmente en intersecciones de baldosas o también en ranuras de tan solo 3mm (los cables pueden tenderse diagonalmente)
  - ▶ El juego básico es ampliable hasta un total del 48 elementos LED, o bien 11 x 93757
- ▶ Le dimensioni del prodotto si adattano perfettamente alle attuali misure delle piastrelle.
  - ▶ L'apparecchio può essere installato verticalmente o orizzontalmente sia nei punti di incrocio delle piastrelle che in fughe strette da 3mm (il cavo può essere sistemato diagonalmente)
  - ▶ Il set di base è espandibile fino ad un totale di 48 elementi LED (11 x 93757)

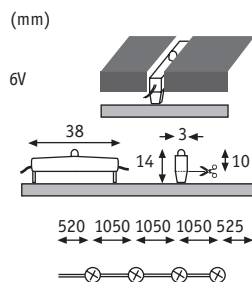


Transparent Trasparente Trasparente

**incl. 4x0,02 W**

0,4 lm, 2700 K

incl. 3 VA  
EAN4000870 937563  
**937.56**



### Special Line GrooveLight Extra

Plastic Plástico Plastica


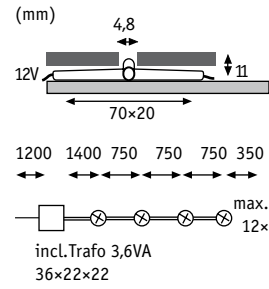
Transparent Trasparente Trasparente

**incl. 4x0,02 W**

0,4 lm, 2700 K

EAN4000870 937570  
**937.57**





### Special Line Crosslight Basic


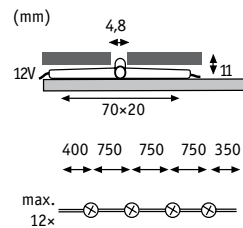

Plastic Plástico Plastica

- ▶ Basic set can be extended by the auxiliary set to up to 12 light points
- ▶ Tile joint can also be installed afterwards
- ▶ El juego básico puede ampliarse con el juego complementario hasta a 12 puntos de luz
- ▶ La intersección de baldosas puede instalarse también posteriormente
- ▶ Set di base ampliabile fino a 12 punti luce mediante set aggiuntivo
- ▶ Crosslight per piastrelle montabili anche in un momento successivo

Black Negro Nero

incl. 4x0,275 W  
20000K

incl. 3,6 VA  
EAN4000870 987681  
**987.68**



### Special Line Crosslight Extra

Plastic Plástico Plastica

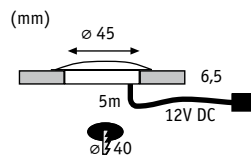

Black Negro Nero

incl. 4x0,275 W  
20000K

EAN4000870 987728  
**987.72**



Trafo/Power Supply □= 417-427 Accessories □= 411-416

**Special Line LED Allround**

Plastic/Stainless steel Plástico/Inox Plastica/Acciaio legato

- ▶ Dust- and waterproof (IP67)
- ▶ The parquet thickness is sufficient for the installation depth
- ▶ Hermético al polvo y protegido frente a inmersión en agua (IP67)
- ▶ Como profundidad de empotrado basta el grosor del parquet
- ▶ Protezione da penetrazione di polvere e breve immersione in acqua (IP67)
- ▶ Come profondità di incasso è sufficiente lo spessore del parquet

Transparent Trasparente Trasparente



**incl. 1x0,7 W**

48 lm, 4000 K  
 $\sphericalangle$  100°

EAN4000870 938270

**938.27** new

A++-A



**incl. 3x0,7 W**

3x48 lm, 4000 K  
 $\sphericalangle$  100°

incl. 3,6 VA

EAN4000870 938287

**938.28** new

A++-A

Satin Satinada Satinato



**incl. 1x0,7 W**

32 lm, 2700 K  
 $\sphericalangle$  110°

EAN4000870 938294

**938.29** new

A++-A



**incl. 3x0,7 W**

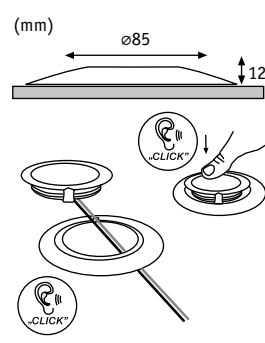

3x32 lm, 2700 K  
 $\sphericalangle$  110°

incl. 3,6 VA

EAN4000870 938300

**938.30** new

A++-A



rost  
frei

**Special Line Allround Mounting ring round**

Stainless steel Inox Acciaio legato

- ▶ Surface-mounted ring for installation on e.g. stone, concrete, carpet
- ▶ Anillo de fijación para instalar p.ej. sobre piedra, hormigón, moqueta
- ▶ Anello di montaggio per l'installazione su pietra, cemento, moquette ecc.

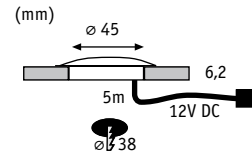
Stainless steel Inox Acciaio legato



EAN4000870 938317

**938.31** new

Trafo/Power Supply = 417-427  
 Accessories = 411-416



**Special Line UpDownlight**

Polycarbonate Policarbonato Policarbonato

- ▶ Dust- and waterproof (IP67)
- ▶ The parquet thickness is sufficient for the installation depth
- ▶ Hermético al polvo y protegido frente a inmersión en agua (IP67)
- ▶ Como profundidad de empotrado basta el grosor del parquet
- ▶ Protezione da penetrazione di polvere e breve immersione in acqua (IP67)
- ▶ Come profondità di incasso è sufficiente lo spessore del parquet

Transparente Trasparente Trasparente



**incl. 1x1 W**  
6500 K  
∠ 120°, 13 cd

EAN4000870 987919  
**987.91**

Satin Satinada Satinato



**incl. 1x1 W**  
6500 K  
∠ 120°, 13 cd

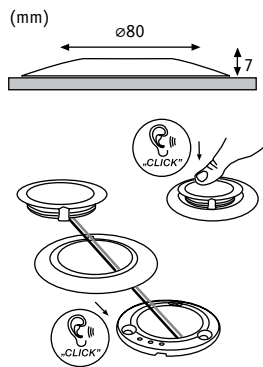
EAN4000870 987568  
**987.56**

Satin Satinada Satinato



**incl. 1x1 W**  
3000 K  
∠ 120°, 13 cd

EAN4000870 937006  
**937.00**



ALU  
rost  
frei

### Special Line UpDownlight Mounting ring round

Aluminium Zinc Aluminio-zinc Zinco-Alluminio

- ▶ Surface-mounted ring for installation on e.g. stone, concrete, carpet
- ▶ Anillo de fijación para instalar p.ej. sobre piedra, hormigón, moqueta
- ▶ Anello di montaggio per l'installazione su pietra, cemento, moquette ecc.

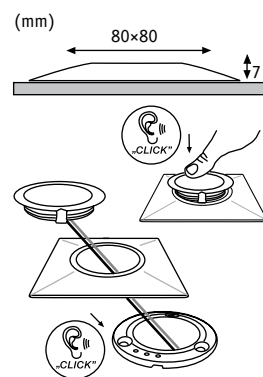
Brushed iron Acero Mate Ferro spazzolato

EAN4000870 987810  
**987.81**



Chrome matt Cromo mate Cromo opaco

EAN4000870 987773  
**987.77**



ALU  
rost  
frei

### Special Line UpDownlight Mounting ring square

Aluminium Zinc Aluminio-zinc Zinco-Alluminio

- ▶ Surface-mounted ring for installation on e.g. stone, concrete, carpet
- ▶ Anillo de fijación para instalar p.ej. sobre piedra, hormigón, moqueta
- ▶ Anello di montaggio per l'installazione su pietra, cemento, moquette ecc.

Brushed iron Acero Mate Ferro spazzolato

EAN4000870 987827  
**987.82**

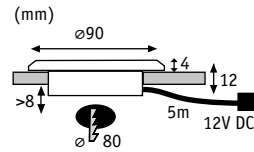


Chrome matt Cromo mate Cromo opaco

EAN4000870 987797  
**987.79**



Trafo/Power Supply = 417-427  
Accessories = 411-416



LED	IP44
Stainless Steel	ROST frei
↓	Kg
↓	140

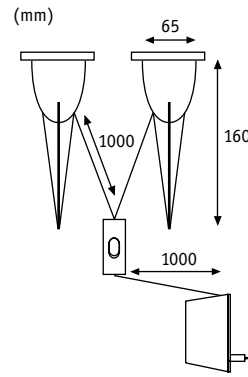
**Special Line Deco UpDownlight** Stainless steel/Polycarbonate Inox/Polycarbonato Acciaio legato/Polycarbonato

- ▶ Easy to mount: attached using adhesive film
- ▶ Montaje sencillo: fijación con lámina adhesiva
- ▶ Montaggio semplice: fissaggio mediante pellicola adesiva

Stainless steel/Satin Inox/Satinada Acciaio legato/Satinato



**incl. 3x1 W** A++-A  
 13 lm, 2700 K  
 ∠ 120°, 4 cd  
 incl. 3,6 VA  
 EAN4000870 937686  
**937.68**



Halogen 12V	On/Off
↓	↓
↓	↓

G4  
 831.15

**Special Line Plantdart** Plastic Plástico Plastica

Black Negro Nero

**incl. 2x10 W, C** B-D  
 2x110 lm, 2900 K  
 incl. 20 VA  
 EAN4000870 503256  
**503.25**




Trafo/Power Supply = 417-427  
 Accessories = 411-416




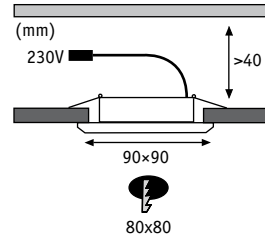


## Premium Line



For rigorous requirements | Para exigencias elevadas | Per esigenze particolari

Application areas: Outdoors, bathroom, kitchen, living room	Ámbitos de aplicación: Exteriores, baño, cocina, salón	Impiego: Spazi esterni, bagno, cucina, soggiorno
► High-quality, non-corrosive materials	► Materiales inoxidables de alta calidad	► Materiali inossidabili di alta qualità
► NEW! Recessed lighting with light control: dimming function, atmospheric coloured light, white light modulation	► ¡NUEVO! Luminarias incorporadas con control lumínico: función de regulación, sugerente luz de color, modulación de la luz blanca	► NOVITÀ! Lampade da incasso con comando della luce: funzione dimming, luce colorata e suggestiva, modulazione di luce bianca
► Easy bulb change thanks to Easy-Click	► Cambio fácil del medio luminoso con mecanismo de Easy Click	► Facile sostituzione del corpo illuminante con Easy Click



**Premium Line Areal**

Alu Aluminium Alluminio


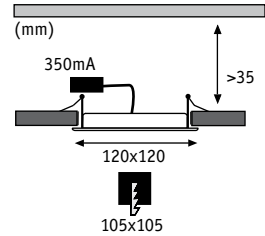
- ▶ Multichip LED for optimal light distribution
- ▶ Operates directly with 230 V
- ▶ LED Multichip para una distribución óptima de la luz
- ▶ Funciona directamente con 230 V
- ▶ LED multichip per la distribuzione ottimale della luce
- ▶ Funzionamento diretto a 230 V

Chrome matt Cromo mate Cromo opaco



**incl. 3x2 W** A++-A  
3x70 lm, 3000 K

EAN4000870 937587  
**937.58**



**Premium Line Panel**

Alu/Plastic Aluminium/Plástico Alluminio/Plastica



Matt white Blanco mate Bianco opaco


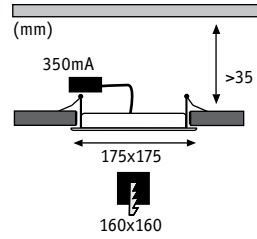
**incl. 1x6,5 W** A++-A  
455 lm, 2700 K  
∠ 120°  
incl. 7 VA  
EAN4000870 920985  
**920.98 new**



Brushed iron Acero Mate Ferro spazzolato

**incl. 1x6,5 W** A++-A  
455 lm, 2700 K  
∠ 120°  
incl. 7 VA  
EAN4000870 921005  
**921.00 new**

Trafo/Power Supply □= 417-427 Accessories □= 411-416



**Premium Line Panel**

Alu/Plastic Aluminio/Plástico Alluminio/Plastica



☞ Matt white Blanco mate Bianco opaco

**incl. 1x11 W** ◀ A++-A


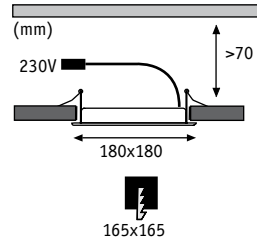
893 lm, 2700 K  
 ✎ 120°  
 incl. ⚡ 12 VA  
 EAN4000870 920374  
**920.37 new**



☞ Brushed iron Acero Mate Ferro spazzolato

**incl. 1x11 W** ◀ A++-A

860 lm, 2700 K  
 ✎ 120°  
 incl. ⚡ 12 VA  
 EAN4000870 920411  
**920.41 new**



**Premium Line Panel IP44**

Alu/Plastic Aluminio/Plástico Alluminio/Plastica


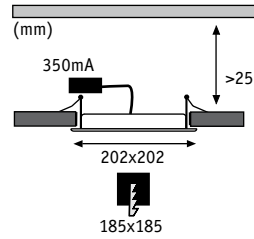
- |  |  |  |
|--|--|--|
| ▶ Multichip LED for optimal light distribution | ▶ LED Multichip para una distribución óptima de la luz | ▶ LED multichip per la distribuzione ottimale della luce |
| ▶ Operates directly with 230 V                 | ▶ Funciona directamente con 230 V                      | ▶ Funzionamento diretto a 230 V                          |

☞ Brushed alu/Satin Aluminio mateado/Satinada Alluminio spazzolato/Satinato



**incl. 1x11 W** ◀ A++-A

800 lm, 2700 K  
 incl. ⚡ 13,3 VA  
 EAN4000870 926093  
**926.09**




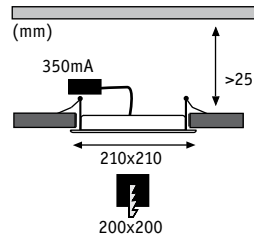
**Premium Line Panel**

Alu/Acryl Aluminio/Acrílico Alluminio/Acrílico

White Blanco Bianco



**incl. 2x8,5 W** A++-A  
 2x645 lm, 2700 K  
 ∠ 110°, 227 cd  
 incl. 18 VA  
 EAN4000870 927038  
**927.03 new**



**Premium Line Panel**

Alu/Plastic Aluminio/Plástico Alluminio/Plastica

▶ Multichip LED for optimal light distribution

▶ LED Multichip para una distribución óptima de la luz

▶ LED multichip per la distribuzione ottimale della luce

Matt white/Satin Blanco mate/Satinada Bianco opaco/Satinato




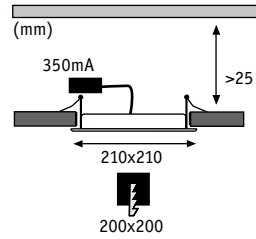
**incl. 1x8 W** A++-A  
 550 lm, 6500 K  
 incl. 9,8 VA  
 EAN4000870 926130  
**926.13**

**incl. 1x8 W** A++-A  
 500 lm, 2700 K  
 incl. 9,8 VA  
 EAN4000870 926123  
**926.12**

**incl. 1x15 W** A++-A  
 960 lm, 2700 K  
 incl. 14,7 VA  
 EAN4000870 926154  
**926.15**

Trafo/Power Supply = 417-427  
 Accessories = 411-416





**Premium Line Panel**

Alu/Plastic | Aluminio/Plástico | Alluminio/Plastica

- ▶ Multichip LED for optimal light distribution
- ▶ LED Multichip para una distribución óptima de la luz
- ▶ LED multichip per la distribuzione ottimale della luce

Brushed alu/Satin | Aluminio mateado/Satinada | Alluminio spazzolato/Satinato



**incl. 1x8 W**  
550 lm, 6500 K

A++-A

incl. 9,8 VA  
EAN4000870 926116  
**926.11**

**incl. 1x8 W**  
500 lm, 2700 K


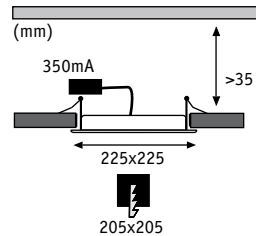
A++-A

incl. 9,8 VA  
EAN4000870 926109  
**926.10**

**incl. 1x15 W**  
960 lm, 2700 K


A++-A

incl. 14,7 VA  
EAN4000870 926147  
**926.14**



**Premium Line Panel**

Alu/Plastic | Aluminio/Plástico | Alluminio/Plastica



Brushed iron | Acero Mate | Ferro spazzolato

**incl. 1x14 W**

A++-A

1160 lm, 2700 K  
∠ 120°  
incl. 16 VA  
EAN4000870 920350  
**920.35 new**



Brushed iron | Acero Mate | Ferro spazzolato


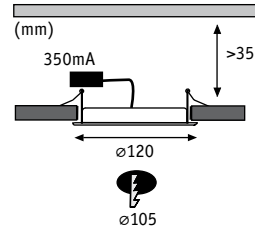
**incl. 1x14 W**

A++-A

1147 lm, 2700 K  
∠ 120°  
incl. 16 VA  
EAN4000870 920398  
**920.39 new**

Trafo/Power Supply = 417-427  
Accessories = 411-416





**Premium Line Panel**

Alu/Plastic Aluminio/Plástico Alluminio/Plastica



Matt white Blanco mate Bianco opaco

**incl. 1x8 W** A++-A

493 lm, 2700 K

120°

incl. 7 VA

EAN4000870 920978

**920.97 new**



Brushed iron Acero Mate Ferro spazzolato

**incl. 1x8 W** A++-A


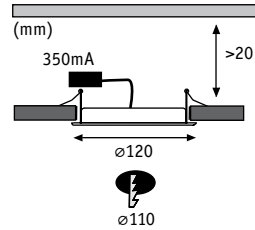
460 lm, 2700 K

120°

incl. 7 VA

EAN4000870 920992

**920.99 new**



**Premium Line MiniPanel**

Alu/Acryl Aluminio/Acricico Alluminio/Acricico



White Blanco Bianco

**incl. 3x5 W** A++-A

3x235 lm, 2700 K

112°


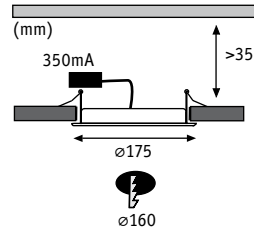
incl. 18 VA

EAN4000870 926925

**926.92 new**

Trafo/Power Supply = 417-427

Accessories = 411-416



**Premium Line Panel**

Alu/Plastic Aluminio/Plástico Alluminio/Plastica




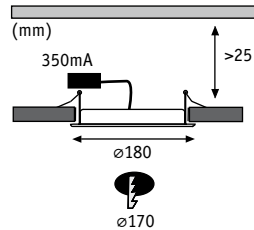
↳ Matt white Blanco mate Bianco opaco

**incl. 1x12 W** <math>A^{++}-A</math>  
 960 lm, 2700 K  
 <math>\sphericalangle 120^\circ</math>  
 incl. <math>12 VA</math>  
 EAN4000870 920367  
**920.36 new**



↳ Brushed iron Acero Mate Ferro spazzolato

**incl. 1x12 W** <math>A^{++}-A</math>  
 960 lm, 2700 K  
 <math>\sphericalangle 120^\circ</math>  
 incl. <math>12 VA</math>  
 EAN4000870 920404  
**920.40 new**




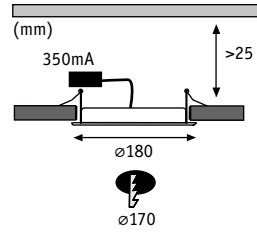
**Premium Line Panel IP44**

Alu Aluminio Alluminio



↳ Brushed alu Aluminio mateado Alluminio spazzolato

**incl. 1x6,5 W** <math>A^{++}-A</math>  
 500 lm, 2700 K  
 incl. <math>8 VA</math>  
 EAN4000870 927205  
**927.20 new**



**Premium Line Panel**

Alu Aluminio Alluminio



Matt white Blanco mate Bianco opaco

**incl. 1x6,5 W** A++-A  
500 lm, 2700 K


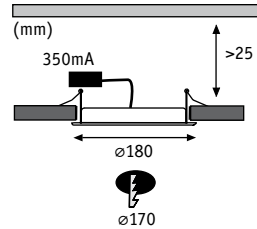
incl. 8 VA  
EAN4000870 927144  
**927.14 new**



Brushed alu Aluminio mateado Alluminio spazzolato

**incl. 1x6,5 W** A++-A  
500 lm, 2700 K

incl. 8 VA  
EAN4000870 927151  
**927.15 new**



**Premium Line Panel**

Alu Aluminio Alluminio



Matt white Blanco mate Bianco opaco

**incl. 1x6,5 W** A++-A  
500 lm, 4000 K

incl. 8 VA  
EAN4000870 927168  
**927.16 new**


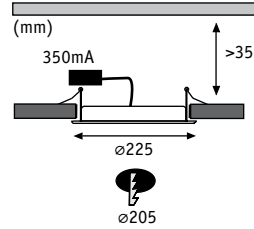


Brushed alu Aluminio mateado Alluminio spazzolato

**incl. 1x6,5 W** A++-A  
500 lm, 4000 K

incl. 8 VA  
EAN4000870 927175  
**927.17 new**

Trafo/Power Supply □= 417-427 Accessories □= 411-416



**Premium Line Panel**

Alu/Plastic Aluminio/Plástico Alluminio/Plastica




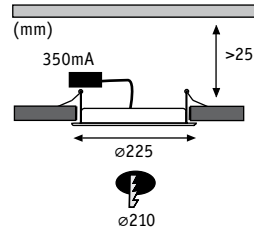
Matt white Blanco mate Bianco opaco

**incl. 1x14 W** A++-A  
 1260 lm, 2700 K  
 <math>\angle 120^\circ</math>  
 incl. 16 VA  
 EAN4000870 920343  
**920.34 new**



Brushed iron Acero Mate Ferro spazzolato

**incl. 1x14 W** A++-A  
 1225 lm, 2700 K  
 <math>\angle 120^\circ</math>  
 incl. 16 VA  
 EAN4000870 920381  
**920.38 new**



**Premium Line Panel dimmable**

Alu Aluminio Alluminio



Matt white Blanco mate Bianco opaco

**incl. 1x13 W** A++-A  
 1000 lm, 2700 K  
 incl. 15 VA  
 EAN4000870 927182  
**927.18 new**


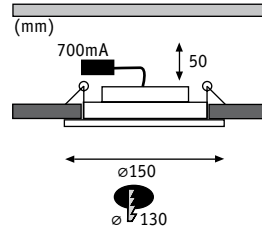


Brushed alu Aluminio mateado Alluminio spazzolato

**incl. 1x13 W** A++-A  
 1000 lm, 2700 K  
 incl. 15 VA  
 EAN4000870 927199  
**927.19 new**

Trafo/Power Supply = 417-427  
 Accessories = 411-416





**Premium Line Dot**

Alu/Glas Aluminium/Glas Alluminio/Glas




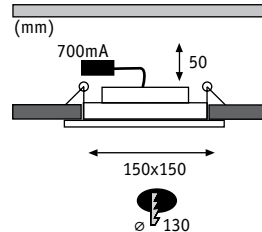
White/Chrome Blanco/Cromo Bianco/Cromo

**incl. 3x8 W** A++-A  
 3x520 lm, 2700 K  
 <math>\sphericalangle</math> 98°  
 incl. 36 VA  
 EAN4000870 926932  
**926.93 new**



Brushed alu Aluminium mateado Alluminio spazzolato

**incl. 3x8 W** A++-A  
 3x520 lm, 2700 K  
 <math>\sphericalangle</math> 98°  
 incl. 36 VA  
 EAN4000870 926949  
**926.94 new**



**Premium Line Dice**

Alu/Glass Aluminium/Cristal Alluminio/Vetro



White/Chrome Blanco/Cromo Bianco/Cromo

**incl. 3x8 W** A++-A  
 3x520 lm, 2700 K  
 <math>\sphericalangle</math> 98°  
 incl. 36 VA  
 EAN4000870 926956  
**926.95 new**


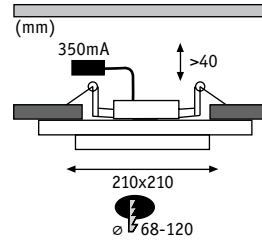


Brushed alu Aluminium mateado Alluminio spazzolato

**incl. 3x8 W** A++-A  
 3x520 lm, 2700 K  
 <math>\sphericalangle</math> 98°  
 incl. 36 VA  
 EAN4000870 926963  
**926.96 new**

Trafo/Power Supply = 417-427   
 Accessories = 411-416





**Premium Line Panel Jet**

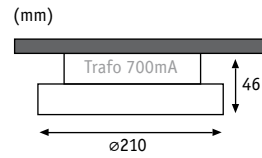
Alu/Plastic Aluminio/Plástico Alluminio/Plastica

Brushed iron Acero Mate Ferro spazzolato



**incl. 1x11,5 W** A++-A  
840 lm, 2700 K

EAN4000870 927892  
**927.89 new**



**Premium Line Panel Shower**


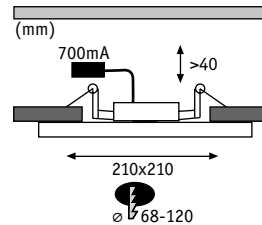
Alu/Plastic Aluminio/Plástico Alluminio/Plastica

Chrome matt Cromo mate Cromo opaco



**incl. 1x10 W** <math>A^{++}-A</math>  
620 lm, 2700 K  
 $\sphericalangle 120^\circ$

EAN4000870 927908  
**927.90 new**



**Premium Line Panel Shower**


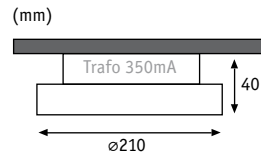
Alu/Plastic Aluminio/Plástico Alluminio/Plastica

Chrome matt Cromo mate Cromo opaco



**incl. 1x10 W** <math>A^{++}-A</math>  
620 lm, 2700 K  
 $\sphericalangle 120^\circ$

EAN4000870 927915  
**927.91 new**



**Premium Line Panel Line IP44**

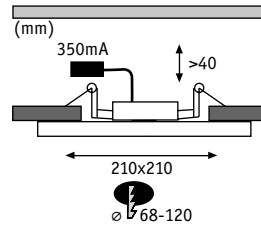
Alu/Plastic Aluminio/Plástico Alluminio/Plastica

Matt white Blanco mate Bianco opaco



**incl. 1×11,5 W** <A++-A  
630 lm, 2700 K

EAN4000870 927922  
**927.92 new**



**Premium Line Panel Line IP44**


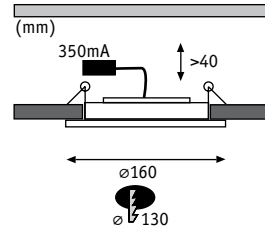
Alu/Plastic Aluminio/Plástico Alluminio/Plastica

Matt white Blanco mate Bianco opaco



**incl. 1×11,5 W** <A++-A  
680 lm, 2700 K

EAN4000870 927939  
**927.93 new**



**Premium Line DecoDot**

Metal/Glass Metal/Cristal Metallo/Vetro

Clear/White Claro/Blanco Chiaro/Bianco



**incl. 1x7,5 W**

A++-A

600 lm, 2700 K

∠ 110°

incl. 9 VA

EAN4000870 927335

**927.33 new**

**incl. 2x7,5 W**

A++-A


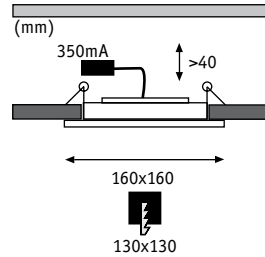
2x550 lm, 2700 K

∠ 110°

incl. 18 VA

EAN4000870 927052

**927.05 new**



**Premium Line DecoDice**

Metal/Glass Metal/Cristal Metallo/Vetro

Clear/White Claro/Blanco Chiaro/Bianco



**incl. 1x7,5 W**

A++-A

640 lm, 2700 K

∠ 110°

incl. 9 VA

EAN4000870 927342

**927.34 new**

**incl. 2x7,5 W**

A++-A


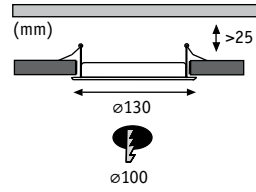
2x550 lm, 2700 K

∠ 110°

incl. 18 VA

EAN4000870 927069

**927.06 new**



**Premium Line Panel**

Metal/Glass Metal/Cristal Metallo/Vetro


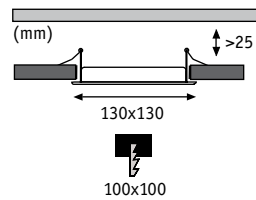
- ▶ Blue light effect can be switched on with the normal light switch
- ▶ Efecto de luz azul aplicable con un interruptor de luz normal
- ▶ Effetto luce blu attivabile con normale interruttore della luce

White/Clear Blanco/Claro Bianco/Chiaro



**incl. 2x7 W** A++-A  
2x226 lm, 2700 K

incl. 15 VA  
EAN4000870 927960  
**927.96 new**



**Premium Line Panel**

Metal/Glass Metal/Cristal Metallo/Vetro

- ▶ Blue light effect can be switched on with the normal light switch
- ▶ Efecto de luz azul aplicable con un interruptor de luz normal
- ▶ Effetto luce blu attivabile con normale interruttore della luce

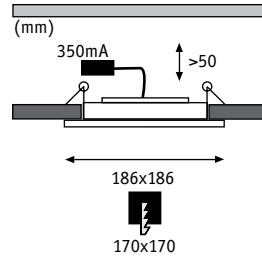
White/Clear Blanco/Claro Bianco/Chiaro



**incl. 2x7 W** A++-A  
2x255 lm, 2700 K

incl. 15 VA  
EAN4000870 927106  
**927.10 new**





**Premium Line Panel**

☒ Metal/Glass Metal/Cristal Metallo/Vetro


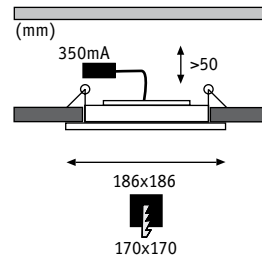
- ▶ Glare-free spotlight and decorative area light in one
- ▶ Foco no deslumbrante y decorativa luz difusa, todo en uno
- ▶ Spot senza effetto abbagliante e luce piatta decorativa in uno

🌀 White/Chrome Blanco/Cromo Bianco/Cromo



**incl. 1x16,8 W** ⚡ A++-A  
770 lm, 2700 K

incl. ⚡ 18 VA  
EAN4000870 927113  
**927.11 new**



**Premium Line Panel**

☒ Metal/Glass Metal/Cristal Metallo/Vetro

- ▶ Glare-free spotlight and decorative area light in one
- ▶ Foco no deslumbrante y decorativa luz difusa, todo en uno
- ▶ Spot senza effetto abbagliante e luce piatta decorativa in uno


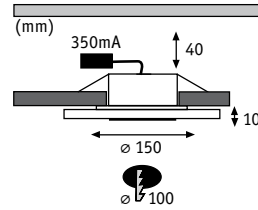
🌀 White/Chrome Blanco/Cromo Bianco/Cromo



**incl. 1x16,8 W** ⚡ A++-A  
770 lm, 6500 K

incl. ⚡ 18 VA  
EAN4000870 927120  
**927.12 new**

Trafo/Power Supply ⚡= 417-427 ⚡  
Accessories ⚡= 411-416 ⚡



**Premium Line Whirl LED**

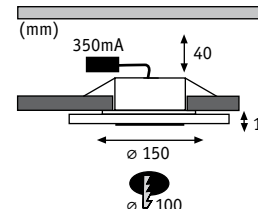
Alu/Acryl Aluminio/Acrylic Alluminio/Acrylic

Aluminium rotated/Satin Aluminio torneado/Satinada Alluminio tornito/Satinato



**incl. 1×6 W** <A++-A  
450 lm, 3000 K  
incl. 6 VA  
EAN4000870 925355  
**925.35**

**incl. 3×6 W** <A++-A  
3×450 lm, 3000 K  
<math>\sphericalangle 113^\circ</math>  
incl. 23 VA  
EAN4000870 925430  
**925.43**



**Premium Line Whirl dimmable LED**


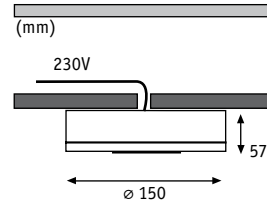
Alu/Acryl Aluminio/Acrylic Alluminio/Acrylic

Aluminium rotated/Satin Aluminio torneado/Satinada Alluminio tornito/Satinato



**incl. 1×6 W** <A++-A  
480 lm, 3000 K  
<math>\sphericalangle 110^\circ</math>  
incl. 9 VA  
EAN4000870 927359  
**927.35 new**

**incl. 3×6 W** <A++-A  
3×450 lm, 2700 K  
<math>\sphericalangle 110^\circ</math>  
incl. 18 VA  
EAN4000870 926543  
**926.54 new**




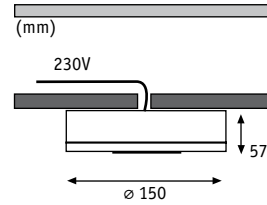
**Premium Line Whirl LED**

Alu/Acryl Aluminium/Acrilico Alluminio/Acrilico

Aluminium rotated/Satin Aluminium torneado/Satinada Alluminio tornito/Satinato



**incl. 1x6 W** A++-A  
 450 lm, 3000 K  
 ∠ 110°, 140 cd  
 incl. 10 VA  
 EAN4000870 926840  
**926.84**



**Premium Line Whirl dimmable LED**

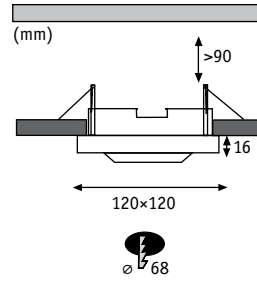
Alu/Acryl Aluminium/Acrilico Alluminio/Acrilico

Aluminium rotated/Satin Aluminium torneado/Satinada Alluminio tornito/Satinato




**incl. 1x6 W** A++-A  
 480 lm, 3000 K  
 ∠ 110°, 140 cd  
 incl. 9 VA  
 EAN4000870 927366  
**927.36 new**

Trafo/Power Supply = 417-427   
 Accessories = 411-416




GU10  
282.86



**Premium EBL Single Layer**

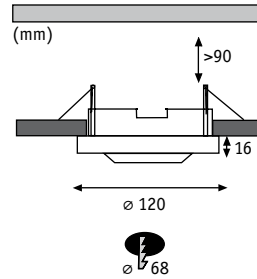
Alu/Glass Aluminio/Cristal Alluminio/Vetro

Brushed alu/Clear Aluminio mateado/Claro Alluminio spazzolato




**incl. 3x3,5 W, A+ A++-E**  
3x250 lm, 2700 K

EAN4000870 927274  
**927.27**



GU10  
282.86



**Premium EBL Single Shell**

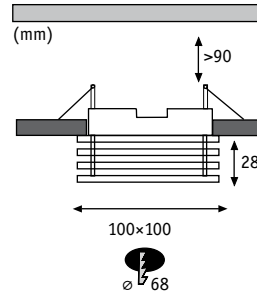
Alu/Glass Aluminio/Cristal Alluminio/Vetro

Brushed alu/Clear Aluminio mateado/Claro Alluminio spazzolato/Chiaro




**incl. 3x3,5 W, A+ A++-E**  
3x250 lm, 2700 K

EAN4000870 927267  
**927.26**



GU10  
282.86



**Premium EBL Layer**

Alu/Glass Aluminio/Cristal Alluminio/Vetro

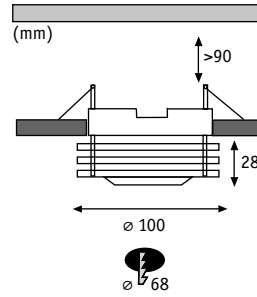
Brushed alu Aluminio mateado Alluminio spazzolato




**incl. 3x3,5 W, <math>\langle A^+ \rangle A^{++-E}</math>**  
3x250 lm, 2700 K

EAN4000870 927236  
**927.23**

000



GU10  
282.86



**Premium EBL Shell**

Alu/Glass Aluminio/Cristal Alluminio/Vetro

Brushed alu Aluminio mateado Alluminio spazzolato

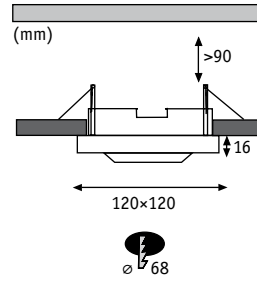


**incl. 3x3,5 W, <math>\langle A^+ \rangle A^{++-E}</math>**  
3x250 lm, 2700 K

EAN4000870 927281  
**927.28**

Trafo/Power Supply = 417-427   
Accessories = 411-416





GU10  
800.36



**Premium EBL Single Layer**

Alu/Glass Aluminium/Cristal Alluminio/Vetro

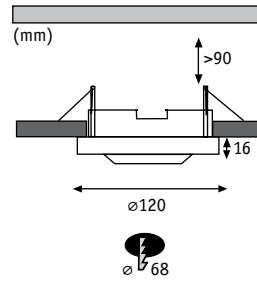
Brushed alu/Clear Aluminium mateado/Claro Alluminio spazzolato/Chiaro



**incl. 3x40 W, D-E**

3x300 lm, 2900 K  
30°, 900 cd

EAN4000870 927250  
**927.25**



GU10  
800.36



**Premium EBL Single Shell**

Alu/Glass Aluminium/Cristal Alluminio/Vetro

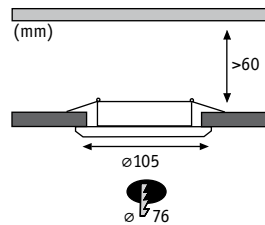
Brushed alu/Clear Aluminium mateado/Claro Alluminio spazzolato/Chiaro



**incl. 3x40 W, D-E**

3x300 lm, 2900 K  
30°, 900 cd

EAN4000870 927243  
**927.24**



GU5,3  
 832.44 20W  
 832.45 35W  
 800.47 28W



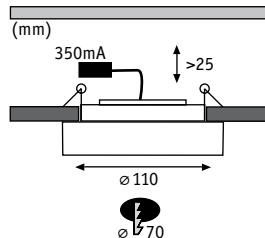
**Premium Line Aqua Mood IP44**

Grid Glass Cristal Vetro

🌀 Satin Satinada Satinato



**incl. 3x35 W, C** B-D  
 3x430 lm, 2900 K  
 <math>\sphericalangle</math> 38°, 1100 cd  
 incl. 105 VA  
 EAN4000870 994771  
**994.77**



**Premium Line Bagel**

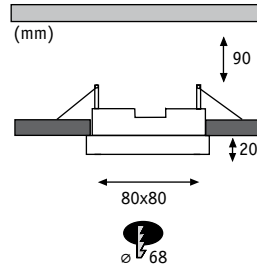

Grid Acryl/Alu Acrilico/Aluminio Acrilico/Alluminio

🌀 Satin/Alu Satinada/Aluminio Satinato/Alluminio



**incl. 3x5,5 W** A++-A  
 3x420 lm, 2700 K  
 <math>\sphericalangle</math> 127°  
 incl. 18 VA  
 EAN4000870 927045  
**927.04 new**

Trafo/Power Supply = 417-427  
 Accessories = 411-416



Halogen 230V  
IP23  
R

GU10  
836.34

**Premium Line Cristal**      Glass Cristal Vetro

Clear Claro Chiaro

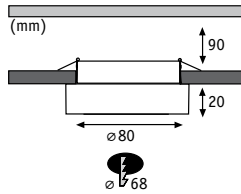



incl. 3x35 W, D D-E

3x173 lm, 2900 K  
30°, 700 cd

EAN4000870 920824

**920.82 new**



Halogen 230V  
IP23  
R

GU10  
836.34

**Premium Line Cristal**      Glass Cristal Vetro

Clear Claro Chiaro

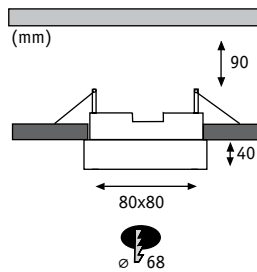



incl. 3x35 W, D D-E

3x173 lm, 2900 K  
30°, 700 cd

EAN4000870 920831

**920.83 new**



Halogen 230V  
IP23  
R

GU10  
836.34

**Premium Line Cristal**      Glass Cristal Vetro

Dichroic Dicroico Dicroico



incl. 3x35 W, D D-E

3x173 lm, 2900 K  
30°, 700 cd

EAN4000870 920848

**920.84 new**

Trafo/Power Supply = 417-427  
Accessories = 411-416



GU10  
Q 281.54

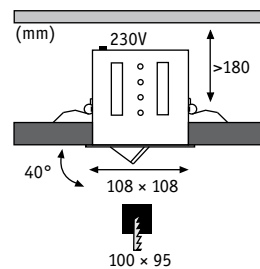
**Premium Line Cardano LED 230V GU10**

☒ Metal Metal Metallo

☞ Matt white Blanco mate Bianco opaco

**incl. 1×4 W, A** < A+-E  
150 lm, 3000 K  
⊘ 25°, 800 cd

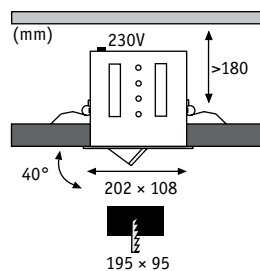
EAN4000870 926673  
**926.67**



☞ Matt white Blanco mate Bianco opaco

**incl. 2×4 W, A** < A+-E  
2×150 lm, 3000 K  
⊘ 25°, 800 cd

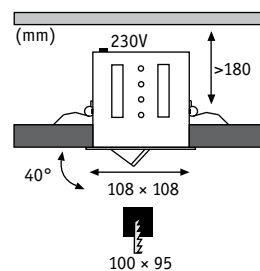
EAN4000870 926680  
**926.68**



☞ Titanium Titan Titanio

**incl. 1×4 W, A** < A+-E  
150 lm, 3000 K  
⊘ 25°, 800 cd

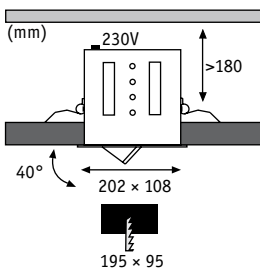
EAN4000870 926666  
**926.66**



☞ Titanium Titan Titanio

**incl. 2×4 W, A** < A+-E  
2×150 lm, 3000 K  
⊘ 25°, 800 cd

EAN4000870 926642  
**926.64**



Trafo/Power Supply ☐= 417-427 Accessories ☐= 411-416



GU10  
836.35

**Premium Line Cardano**

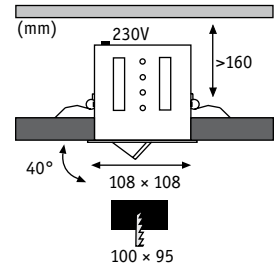
☒ Metal Metal Metallo



☞ Titanium Titan Titanio

**incl. 1×50 W**, <D> <D-E>  
292 lm, 2900 K  
40° 30°, 800 cd

EAN4000870 753019  
**753.01**



**Premium Line Cardano**

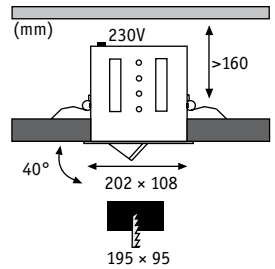
☒ Metal Metal Metallo



☞ Titanium Titan Titanio

**incl. 2×50 W**, <D> <D-E>  
2×292 lm, 2900 K  
40° 30°, 800 cd

EAN4000870 753026  
**753.02**



**Premium Line Cardano**

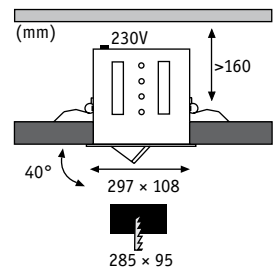
☒ Metal Metal Metallo



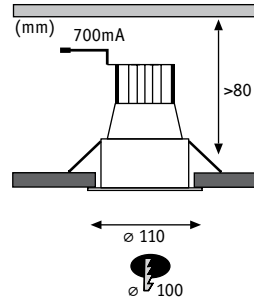
☞ Titanium Titan Titanio

**incl. 3×50 W**, <D> <D-E>  
3×292 lm, 2900 K  
40° 30°, 800 cd

EAN4000870 753033  
**753.03**







**Premium Line Daz LED**

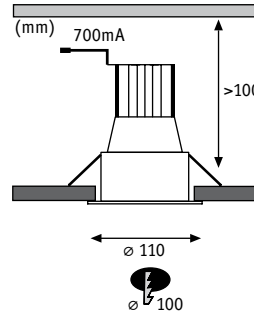
☒ Metal Metal Metallo

- ▶ Improved lighting comfort with glare-free recessed lighting providing general and indirect room lighting.
- ▶ Confort luminoso mejorado mediante lámparas empotrables que no deslumbran y en iluminación directa de interiores
- ▶ Migliore confort luminoso grazie a faretto ad incasso senza effetto abbagliante per l'illuminazione base e l'illuminazione indiretta di interni

☞ Matt white Blanco mate Bianco opaco



**incl. 3x5,5 W** A++-A  
 3x456 lm, 2700 K  
 ✕ 23°  
 incl. ⚡ 30 VA  
 EAN4000870 926918  
**926.91 new**



**Premium Line Daz LED**

☒ Metal Metal Metallo

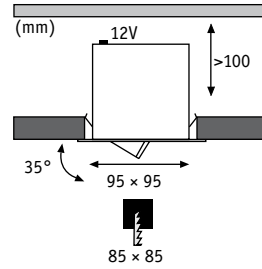
- ▶ Improved lighting comfort with glare-free recessed lighting providing general and indirect room lighting.
- ▶ Confort luminoso mejorado mediante lámparas empotrables que no deslumbran y en iluminación directa de interiores
- ▶ Migliore confort luminoso grazie a faretto ad incasso senza effetto abbagliante per l'illuminazione base e l'illuminazione indiretta di interni

☞ White/Black Blanco/Negro Bianco/Nero



**incl. 3x5,6 W** A++-A  
 3x460 lm, 2700 K  
 ✕ 23°  
 incl. ⚡ 30 VA  
 EAN4000870 927021  
**927.02 new**

Trafo/Power Supply ☐= 417-427 ⚡  
 Accessories ☐= 411-416 ☐☐☐



GX5,3  
 832.44 20W  
 800.47 28W  
 800.08 35W  
 832.45 35W  
 800.49 40W



**Premium Line Daz**

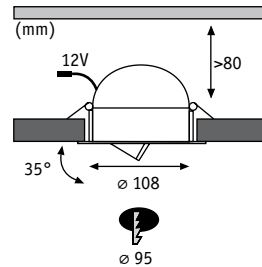
Alu Aluminio Alluminio

- ▶ Improved lighting comfort with glare-free recessed lighting providing general and indirect room lighting.
- ▶ Glare-free - no direct view of the light source
- ▶ Confort luminoso mejorado mediante lámparas empotrables que no deslumbran y en iluminación directa de interiores
- ▶ No deslumbra - no se ve directamente el punto de luz
- ▶ Migliore confort luminoso grazie a faretto ad incasso senza effetto abbagliante per l'illuminazione base e l'illuminazione indiretta di interni
- ▶ Nessun effetto abbagliante - Impossibile guardare direttamente nella fonte luminosa

Matt white/Black Blanco mate/Negro Bianco opaco/Nero



**incl. 3x35 W, B B-D**  
 3x330 lm, 2900 K  
 ∠ 38°, 900 cd  
 incl. 105 VA  
 EAN4000870 926826  
**926.82**



GX5,3  
 800.08 35W  
 832.44 20W  
 800.47 28W  
 832.45 35W  
 800.49 40W



**Premium Line Daz**

Alu Aluminio Alluminio

- ▶ Improved lighting comfort with glare-free recessed lighting providing general and indirect room lighting.
- ▶ Glare-free - no direct view of the light source
- ▶ Confort luminoso mejorado mediante lámparas empotrables que no deslumbran y en iluminación directa de interiores
- ▶ No deslumbra - no se ve directamente el punto de luz
- ▶ Migliore confort luminoso grazie a faretto ad incasso senza effetto abbagliante per l'illuminazione base e l'illuminazione indiretta di interni
- ▶ Nessun effetto abbagliante - Impossibile guardare direttamente nella fonte luminosa

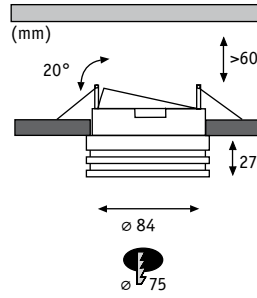
Matt white/Black Blanco mate/Negro Bianco opaco/Nero



**incl. 3x35 W, B B-D**  
 3x330 lm, 2900 K  
 ∠ 38°, 900 cd  
 incl. 105 VA  
 EAN4000870 926802  
**926.80**

**incl. 6x35 W, C B-D**  
 6x330 lm, 2900 K  
 ∠ 38°, 900 cd  
 incl. 2x105 VA  
 EAN4000870 926819  
**926.81**

Trafo/Power Supply = 417-427  
 Accessories = 411-416



GU5,3  
 832.44 20W  
 800.47 28W  
 832.45 35W



**Premium Line Curl**

Alu Aluminio Alluminio

Alu Aluminio Alluminio



max. 35 W

A++-E

incl. 3x35 W, C B-D

3x430 lm, 2900 K

∠ 38°, 1100 cd

incl. 105 VA

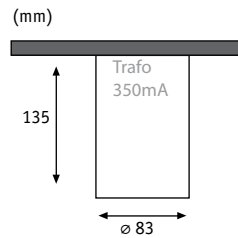
EAN4000870 925485

EAN4000870 925508

925.50

925.48

000



**Premium Line Barrel**

Alu Aluminio Alluminio

Alu Aluminio Alluminio



incl. 1x6 W

A++-A

3000 K


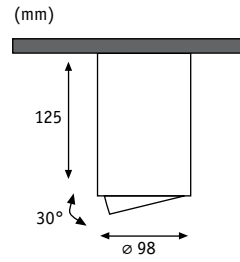
∠ 25°, 1950 cd

incl. 10 VA

EAN4000870 925478

925.47

Trafo/Power Supply □= 417-427 Accessories □= 411-416



**Premium Line Barrel**

Alu Aluminio Alluminio

Matt white Blanco mate Bianco opaco



**incl. 1x6 W** <A++-A

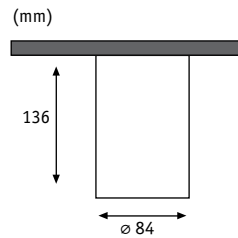
420 lm, 2700 K

∠ 30°, 780 cd

incl. 9 VA


EAN4000870 926901

**926.90**



GU10

∠ 282.72



**Premium Line Barrel**

Alu Aluminio Alluminio

Alu Aluminio Alluminio



**incl. 1x4,5 W**, <A> <A-E

230 lm, 2700 K


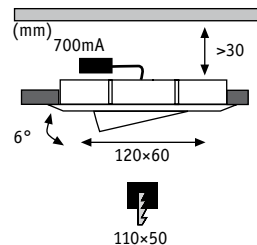
∠ 38°, 550 cd

EAN4000870 925805

**925.80 new**

Trafo/Power Supply = 417-427

Accessories = 411-416

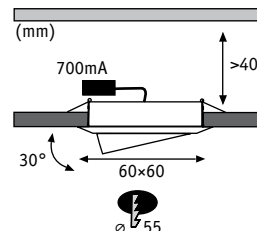


**Premium Line LED Drilled Alu Duo** Alu Aluminium Alluminio

Brushed alu/Aluminium rotated Aluminium mateado/Aluminio torneado  
Alluminio spazzolato/Alluminio tornito



**incl. 1x (2x3 W)** A++-A  
3000 K  
8°, 2500 cd  
incl. 9 VA  
EAN4000870 925379  
**925.37**




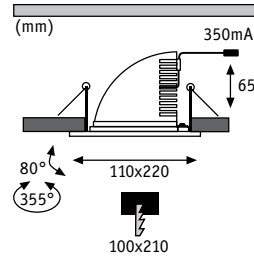
**Premium Line Drilled Alu** Alu Aluminium Alluminio

Brushed alu Aluminium mateado Alluminio spazzolato



**incl. 3x3 W** A++-A  
3000 K  
30°, 354 cd  
incl. 9 VA  
EAN4000870 925249  
**925.24**





**Premium Line Xara**


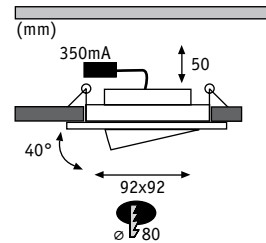
Alu Aluminio Alluminio

- ▶ Dust- and waterproof (IP67)
- ▶ The parquet thickness is sufficient for the installation depth
- ▶ Hermético al polvo y protegido frente a inmersión en agua (IP67)
- ▶ Como profundidad de empotrado basta el grosor del parquet
- ▶ Protezione da penetrazione di polvere e breve immersione in acqua (IP67)
- ▶ Come profondità di incasso è sufficiente lo spessore del parquet

Brushed alu Aluminio mateado Alluminio spazzolato



**incl. 1x (2x5 W)** <math>A^{++}-A</math>  
 3000 K  
 <math>\sphericalangle 28^\circ</math>, 610 cd  
 incl. <math>\text{Ⓢ}</math> 12 VA  
 EAN4000870 925461  
**925.46**



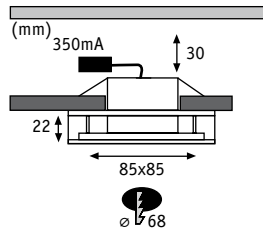
**Premium Line LED Aria square**

Alu Aluminio Alluminio

Brushed alu/Chrome matt Aluminio mateado/Cromo mate Alluminio spazzolato/Cromo opaco



<p><b>incl. 1x3 W</b> &lt;math&gt;A^{++}-A&lt;/math&gt;                  3000 K                  &lt;math&gt;\sphericalangle 30^\circ&lt;/math&gt;, 720 cd                  EAN4000870 925317  <b>925.31</b></p>	<p><b>incl. 3x3 W</b> &lt;math&gt;A^{++}-A&lt;/math&gt;                  3000 K                  &lt;math&gt;\sphericalangle 30^\circ&lt;/math&gt;, 720 cd                  incl. &lt;math&gt;\text{Ⓢ}&lt;/math&gt; 10 VA                  EAN4000870 925324  <b>925.32</b></p>
--	---



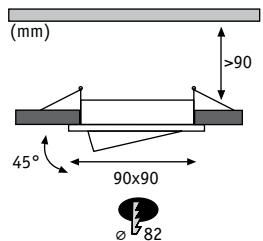
**Premium Line Liro LED square**

Alu/Acryl Aluminio/Acrilico Alluminio/Acrilico

Brushed alu/Clear Aluminio mateado/Claro Alluminio spazzolato/Chiaro



**incl. 3x3 W** A++-A  
 3000 K  
 45°, 350 cd  
 incl. 10 VA  
 EAN4000870 925393  
**925.39**



**GU10**  
 281.44 4W  
 281.45 5W

**Premium Line Drilled Alu**

Alu Aluminio Alluminio

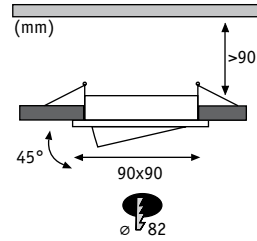
- ▶ Easy bulb exchange without snap ring
- ▶ Cambio sencillo de luminaria sin circlip
- ▶ Sostituzione della lampadina semplice senza anello di sicurezza

Brushed alu Aluminio mateado Alluminio spazzolato



**incl. 3x4 W** A A+-E  
 3x200 lm, 3000 K  
 25°, 700 cd  
 EAN4000870 926192  
**926.19**

Trafo/Power Supply 417-427  
 Accessories 411-416



**GX5,3**  
 832.44 20 W  
 800.47 28 W  
 832.45 35 W  
 800.49 40 W



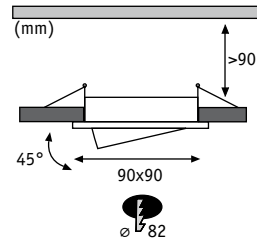
**Premium Line Drilled Alu**

Alu Aluminio Alluminio

Brushed alu Aluminio mateado Alluminio spazzolato



<b>max. 1×40 W</b> <A+-E	<b>incl. 3×35 W,</b> <C> <B-D	<b>incl. 6×28 W,</b> <B> <B-D
	3×430 lm, 2900 K ∠ 38°, 1100 cd incl. 105 VA EAN4000870 925218	6×320 lm, 3000 K ∠ 38°, 1097 cd incl. 2×105 VA EAN4000870 926321
EAN4000870 926208 <b>926.20</b>	<b>925.21</b>	<b>926.32</b>



**GU10**  
 800.35 28 W  
 800.36 40 W  
 281.44 4 W



**Premium Line Drilled Alu**


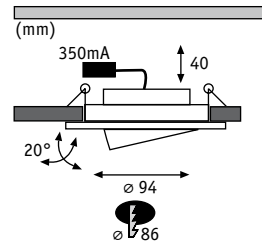
Alu Aluminio Alluminio

Brushed alu Aluminio mateado Alluminio spazzolato



<b>max. 1×40 W</b> <A+-E	<b>incl. 3×40 W,</b> <D> <D-E
	3×300 lm, 2900 K ∠ 30°, 900 cd EAN4000870 926215
EAN4000870 926215 <b>926.21</b>	EAN4000870 926222 <b>926.22</b>

Trafo/Power Supply = 417-427  
 Accessories = 411-416




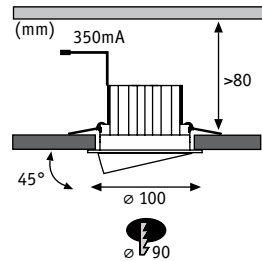
**Premium Line LED Aria round**

Alu Aluminio Alluminio

Brushed alu Aluminio mateado Alluminio spazzolato



incl. 1×3 W	A++-A	incl. 1×3 W	A++-A	incl. 3×3 W	A++-A
3000 K		3000 K		3000 K	
∠ 30°, 720 cd		∠ 30°, 720 cd		∠ 30°, 720 cd	
		incl. 3 VA		incl. 10 VA	
EAN4000870 925294		EAN4000870 925997		EAN4000870 925300	
<b>925.29</b>		<b>925.99</b>		<b>925.30</b>	



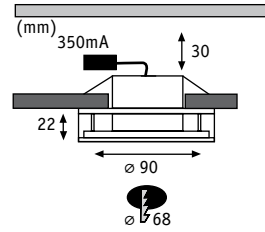
**Premium Line Plainly**

Alu Aluminio Alluminio

Aluminium rotated Aluminio torneado Alluminio tornito



incl. 3×7 W	A++-A
3×400 lm, 2700 K	
incl. 24,5 VA	
EAN4000870 926734	
<b>926.73</b>	



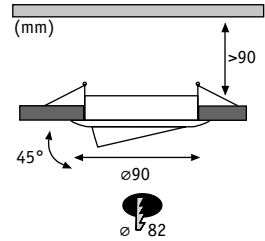

**Premium Line Liro LED round**

Alu/Acryl Aluminio/Acrilico Alluminio/Acrilico


Brushed alu/Clear Aluminio mateado/Claro Alluminio spazzolato/Chiaro



**incl. 3x3 W** A++-A  
 3000 K  
 45°, 320 cd  
 incl. 12 VA  
 EAN4000870 925416  
**925.41**



GU10  
 281.44 4W  
 281.45 5W



**Premium Line Drilled Alu**

Alu Aluminio Alluminio

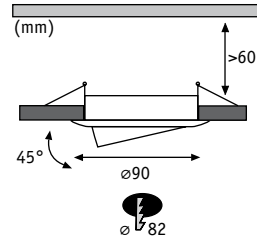
Aluminium rotated Aluminio torneado Alluminio tornito



**incl. 3x4 W** A A\*-E  
 3x200 lm, 3000 K  
 25°, 700 cd  
 EAN4000870 926239  
**926.23**

Trafo/Power Supply = 417-427  
 Accessories = 411-416





**GX5,3**  
 832.44 20W  
 800.47 28W  
 832.45 35W  
 800.49 40W



**Premium Line Drilled Alu**

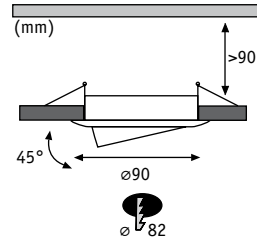
Alu Aluminium Alluminio

- ▶ Easy bulb exchange without snap ring
- ▶ Cambio sencillo de luminaria sin circlip
- ▶ Sostituzione della lampadina semplice senza anello di sicurezza

Aluminium rotated Aluminium torneado Alluminio tornito



<b>max. 1×40W</b>	A++-E	<b>incl. 3×35W, B</b>	B-D	<b>incl. 6×28W, B</b>	B-D
		3×430 lm, 2900 K		6×320 lm, 3000 K	
		∠ 38°, 1100 cd		∠ 38°, 1097 cd	
		incl. 105 VA		incl. 2x105 VA	
EAN4000870 926246		EAN4000870 925225		EAN4000870 926314	
<b>926.24</b>		<b>925.22</b>		<b>926.31</b>	



**GU10**  
 800.35 28W  
 800.36 40W



**Premium Line Drilled Alu**

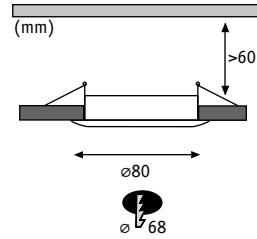
Alu Aluminium Alluminio

Aluminium rotated Aluminium torneado Alluminio tornito



<b>max. 1×40W</b>	A++-E	<b>incl. 3×40W, D</b>	D-E
		3×300 lm, 2900 K	
		∠ 30°, 900 cd	
EAN4000870 926253		EAN4000870 926260	
<b>926.25</b>		<b>926.26</b>	

Trafo/Power Supply = 417-427  
 Accessories = 411-416



**GX5,3**  
 832.44 20 W  
 800.47 28 W  
 832.45 35 W  
 800.49 40 W



**Premium Line Drilled Alu**

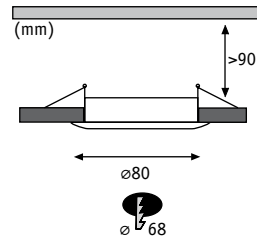
Alu Aluminium Alluminio

- ▶ Easy bulb exchange without snap ring
- ▶ Cambio sencillo de luminaria sin circlip
- ▶ Sostituzione della lampadina semplice senza anello di sicurezza

Aluminium rotated Aluminium torneado Alluminio tornito



**max. 1×40 W** <A+-E> **incl. 3×35 W,** <B> <B-D>  
 3×430 lm, 2900 K  
 <math>\sphericalangle</math> 38°, 1100 cd  
 incl. <math>\sphericalangle</math> 105 VA  
 EAN4000870 926277 **926.27**  
 EAN4000870 925232 **925.23**



**GU10**  
 800.35 28 W  
 800.36 40 W



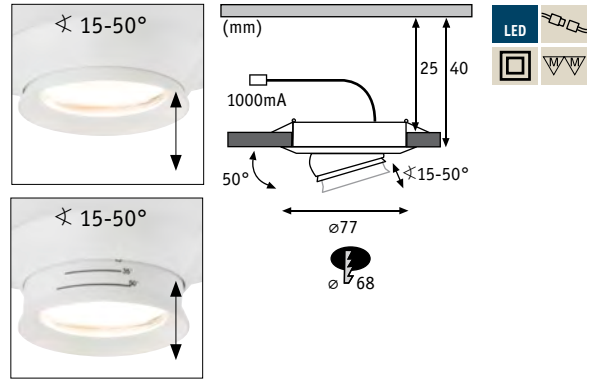
**Premium Line Drilled Alu**

Alu Aluminium Alluminio

Aluminium rotated Aluminium torneado Alluminio tornito



**max. 1×40 W** <A+-E> **incl. 3×40 W,** <D> <D-E>  
 3×300 lm, 2900 K  
 <math>\sphericalangle</math> 30°, 900 cd  
 EAN4000870 926284 **926.28**  
 EAN4000870 926291 **926.29**



**Premium Line LED Focus**

Alu Aluminio Alluminio

Matt white Blanco mate Bianco opaco

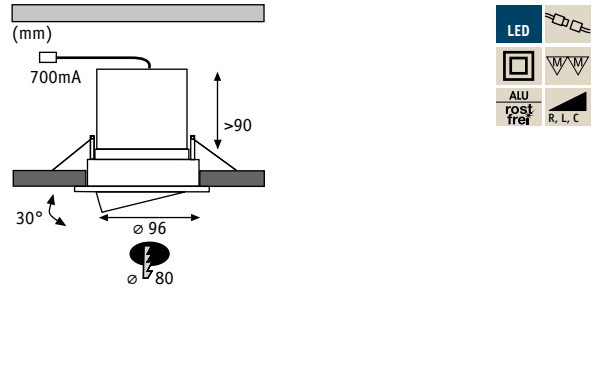
Alu Aluminio Alluminio



**incl. 3x3,8 W** A++-A  
 3x680-208 lm, 2700 K  
 15-50 Grad  
 incl. 12 VA  
 EAN4000870 935781  
**935.78 new**



**incl. 3x3,8 W** A++-A  
 3x680-208 lm, 2700 K  
 15-50 Grad  
 incl. 12 VA  
 EAN4000870 935798  
**935.79 new**



**Premium Line Cloud**

Alu Aluminio Alluminio


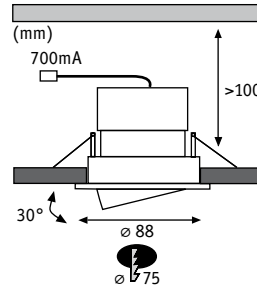
Matt white Blanco mate Bianco opaco



**incl. 1x10 W** A++-A  
 420 lm, 2700 K  
 30°, 1145 cd  
 EAN4000870 925812  
**925.81**

**incl. 3x10 W** A++-A  
 3x420 lm, 2700 K  
 30°, 3x1145 cd  
 incl. 36 VA  
 EAN4000870 926871  
**926.87**

Trafo/Power Supply = 417-427  
 Accessories = 411-416



**Premium Line Creamy**

Alu Aluminio Alluminio

Matt white Blanco mate Bianco opaco



**incl. 1×10W**

A<sup>++</sup>-A

560 lm, 2700 K  
 ∠ 40°, 970 cd


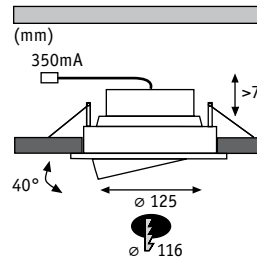
EAN4000870 925850  
**925.85**

**incl. 3×10W**

A<sup>++</sup>-A

3×560 lm, 2700 K  
 ∠ 40°, 3×970 cd  
 incl. 36 VA

EAN4000870 926857  
**926.85**



**Premium Line Albina**

Alu Aluminio Alluminio

Matt white Blanco mate Bianco opaco



**incl. 1×7,2W**

A<sup>++</sup>-A

520 lm, 2700 K  
 ∠ 30°, 1316 cd

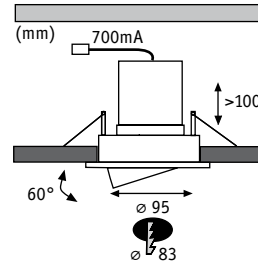
EAN4000870 926024  
**926.02**

**incl. 3×7,2W**

A<sup>++</sup>-A

3×520 lm, 2700 K  
 ∠ 30°, 3×1316 cd  
 incl. 24,5 VA

EAN4000870 926888  
**926.88**



**Premium Line Snowy**

Alu Aluminio Alluminio

Matt white Blanco mate Bianco opaco



**incl. 1x7,5 W**

A++-A

430 lm, 2700 K

25°, 1526 cd

EAN4000870 926055

**926.05**

**incl. 3x7,5 W**

A++-A

3x430 lm, 2700 K


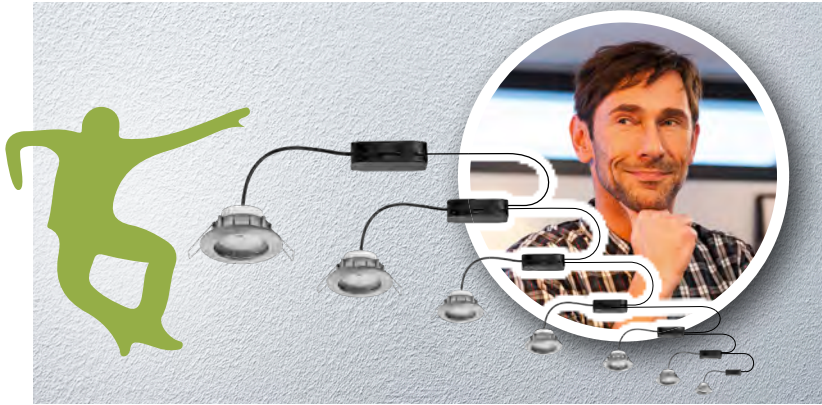

25°, 3x1526 cd

incl. 26,6 VA

EAN4000870 926895

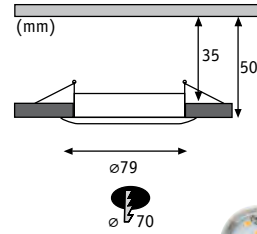
**926.89**





**Premium Line LED 230V Coin 51mm**


- |   |  |  |
|---|--|--|
| <ul style="list-style-type: none"> <li>▶ Shallow installation depth</li> <li>▶ With safety glass</li> <li>▶ Incl. junction box with double quick clamp for feeding through wires</li> </ul> | <ul style="list-style-type: none"> <li>▶ Mínima profundidad de empotre</li> <li>▶ Con vidrio protector</li> <li>▶ Incluye caja de conexión con conector rápido doble para paso de cable</li> </ul> | <ul style="list-style-type: none"> <li>▶ Profondità minima di incasso ridotta</li> <li>▶ Con vetro di protezione</li> <li>▶ Scatola di connessione con clip rapida doppia per il passaggio dei cavi</li> </ul> |
|---|--|--|



Ø79  
70



938.17



**Premium Line LED 230V Coin 51mm**

Aluminium Zinc Aluminio-zinc Zinco-Alluminio

☞ Matt white/Clear Blanco mate/Claro Bianco opaco/Chiaro



**incl. 1×6,8 W, <math>\langle A^+ \rangle A^{++-A}</math>**

430 lm, 2700 K  
∠ 110°

EAN4000870 927540  
**927.54 new**

**incl. 3×6,8 W, <math>\langle A^+ \rangle A^{++-A}</math>**

3×430 lm, 2700 K  
∠ 110°

EAN4000870 927557  
**927.55 new**

☞ Brushed iron/Clear Acero Mate/Claro Ferro spazzolato/Chiaro



**incl. 1×6,8 W, <math>\langle A^+ \rangle A^{++-A}</math>**

430 lm, 2700 K  
∠ 110°

EAN4000870 927564  
**927.56 new**

**incl. 3×6,8 W, <math>\langle A^+ \rangle A^{++-A}</math>**

3×430 lm, 2700 K  
∠ 110°

EAN4000870 927571  
**927.57 new**

☞ Chrome/Clear Cromo/Claro Cromo/Chiaro



**incl. 1×6,8 W, <math>\langle A^+ \rangle A^{++-A}</math>**


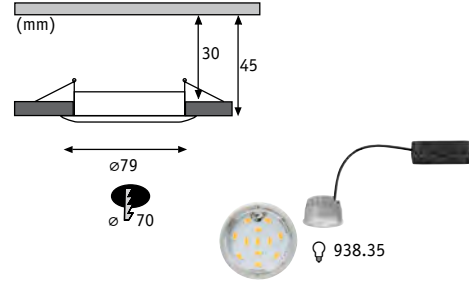
430 lm, 2700 K  
∠ 110°

EAN4000870 927588  
**927.58 new**

**incl. 3×6,8 W, <math>\langle A^+ \rangle A^{++-A}</math>**

3×430 lm, 2700 K  
∠ 110°

EAN4000870 927595  
**927.59 new**



**Premium Line LED 230V Coin 51mm**

Aluminium Zinc Aluminio-zinc Zinco-Alluminio

☞ Matt white/Clear Blanco mate/Claro Bianco opaco



**incl. 1x7 W, <math>\langle A^+ \rangle</math> <math>\langle A^{++}-A \rangle</math>**

410 lm, 2700 K  
 <math>\sphericalangle 110^\circ</math>

EAN4000870 928066  
**928.06 new**

**incl. 3x7 W, <math>\langle A^+ \rangle</math> <math>\langle A^{++}-A \rangle</math>**

3x410 lm, 2700 K  
 <math>\sphericalangle 110^\circ</math>

EAN4000870 928073  
**928.07 new**

☞ Brushed iron/Clear Acero Mate/Claro Ferro spazzolato/Chiaro



**incl. 1x7 W, <math>\langle A^+ \rangle</math> <math>\langle A^{++}-A \rangle</math>**

410 lm, 2700 K  
 <math>\sphericalangle 110^\circ</math>

EAN4000870 928103  
**928.10 new**

**incl. 3x7 W, <math>\langle A^+ \rangle</math> <math>\langle A^{++}-A \rangle</math>**

3x410 lm, 2700 K  
 <math>\sphericalangle 110^\circ</math>

EAN4000870 928110  
**928.11 new**

☞ Chrome/Clear Cromo/Claro Cromo/Chiaro



**incl. 1x7 W, <math>\langle A^+ \rangle</math> <math>\langle A^{++}-A \rangle</math>**

410 lm, 2700 K  
 <math>\sphericalangle 110^\circ</math>

EAN4000870 928127  
**928.12 new**

**incl. 3x7 W, <math>\langle A^+ \rangle</math> <math>\langle A^{++}-A \rangle</math>**

3x410 lm, 2700 K  
 <math>\sphericalangle 110^\circ</math>

EAN4000870 928134  
**928.13 new**

☞ Aluminium rotated/Clear Aluminio torneado/Claro Alluminio tornito/Chiaro



**incl. 1x7 W, <math>\langle A^+ \rangle</math> <math>\langle A^{++}-A \rangle</math>**

410 lm, 2700 K  
 <math>\sphericalangle 110^\circ</math>

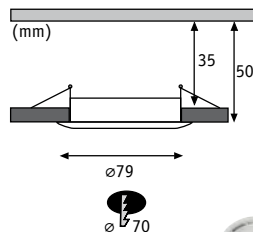
EAN4000870 928080  
**928.08 new**

**incl. 3x7 W, <math>\langle A^+ \rangle</math> <math>\langle A^{++}-A \rangle</math>**


3x410 lm, 2700 K  
 <math>\sphericalangle 110^\circ</math>

EAN4000870 928097  
**928.09 new**





ø 79  
ø 70



**Premium Line LED 230V Coin Satin 51mm** Aluminium Zinc Aluminio-zinc Zinco-Alluminio

Matt white/Satin Blanco mate/Satinada Bianco opaco/Satinato



**incl. 1x6,8 W, <math>\langle A^+ \rangle A^{++-A}</math>**

430 lm, 2700 K  
∠ 160°

EAN4000870 928042  
**928.04 new**

**incl. 3x6,8 W, <math>\langle A^+ \rangle A^{++-A}</math>**

3x430 lm, 2700 K  
∠ 160°

EAN4000870 927212  
**927.21 new**

Brushed iron/Satin Acero Mate/Satinada Ferro spazzolato/Satinato



**incl. 1x6,8 W, <math>\langle A^+ \rangle A^{++-A}</math>**


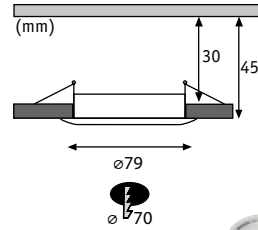
430 lm, 2700 K  
∠ 160°

EAN4000870 928059  
**928.05 new**

**incl. 3x6,8 W, <math>\langle A^+ \rangle A^{++-A}</math>**

3x430 lm, 2700 K  
∠ 160°

EAN4000870 927229  
**927.22 new**



**Premium Line LED 230V Coin Satin 51mm** Aluminium Zinc Aluminio-zinc Zinco-Alluminio

Matt white/Satin Blanco mate/Satinada Bianco opaco/Satinato



**incl. 1x7 W, A** A+-A  
380 lm, 2700 K  
∠ 105°

EAN4000870 928226  
**928.22 new**

**incl. 3x7 W, A** A+-A  
3x380 lm, 2700 K  
∠ 105°

EAN4000870 928233  
**928.23 new**

Brushed iron/Satin Acero Mate/Satinada Ferro spazzolato/Satinato



**incl. 1x7 W, A** A+-A  
380 lm, 2700 K  
∠ 105°

EAN4000870 928264  
**928.26 new**

**incl. 3x7 W, A** A+-A  
3x380 lm, 2700 K  
∠ 105°

EAN4000870 928271  
**928.27 new**

Chrome/Satin Cromo/Satinada Cromo/Satinato



**incl. 1x7 W, A** A+-A  
380 lm, 2700 K  
∠ 105°

EAN4000870 928288  
**928.28 new**

**incl. 3x7 W, A** A+-A  
3x380 lm, 2700 K  
∠ 105°

EAN4000870 928295  
**928.29 new**

Aluminium rotated/Satin Aluminio torneado/Satinada Alluminio tornito/Satinato




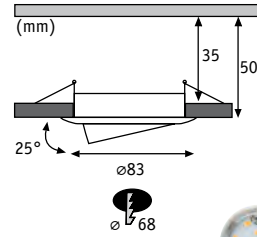
**incl. 1x7 W, A** A+-A  
380 lm, 2700 K  
∠ 105°

EAN4000870 928240  
**928.24 new**

**incl. 3x7 W, A** A+-A  
3x380 lm, 2700 K  
∠ 105°

EAN4000870 928257  
**928.25 new**





**Premium Line LED 230V Coin 51mm**

Aluminium Zinc Aluminio-zinc Zinco-Alluminio

☞ Matt white/Clear Blanco mate/Claro Bianco opaco/Chiaro



**incl. 1×6,8 W, <math>\langle A^+ \rangle A^{++-A}</math>**

430 lm, 2700 K  
 <math>\sphericalangle 110^\circ</math>

EAN4000870 927649  
**927.64 new**

**incl. 3×6,8 W, <math>\langle A^+ \rangle A^{++-A}</math>**

3×430 lm, 2700 K  
 <math>\sphericalangle 110^\circ</math>

EAN4000870 927656  
**927.65 new**

☞ Brushed iron/Clear Acero Mate/Claro Ferro spazzolato/Chiaro



**incl. 1×6,8 W, <math>\langle A^+ \rangle A^{++-A}</math>**

430 lm, 2700 K  
 <math>\sphericalangle 110^\circ</math>

EAN4000870 927670  
**927.67 new**

**incl. 3×6,8 W, <math>\langle A^+ \rangle A^{++-A}</math>**

3×430 lm, 2700 K  
 <math>\sphericalangle 110^\circ</math>

EAN4000870 927687  
**927.68 new**

☞ Chrome/Clear Cromo/Claro Cromo/Chiaro



**incl. 1×6,8 W, <math>\langle A^+ \rangle A^{++-A}</math>**

430 lm, 2700 K  
 <math>\sphericalangle 110^\circ</math>

EAN4000870 927694  
**927.69 new**

**incl. 3×6,8 W, <math>\langle A^+ \rangle A^{++-A}</math>**

3×430 lm, 2700 K  
 <math>\sphericalangle 110^\circ</math>

EAN4000870 927700  
**927.70 new**


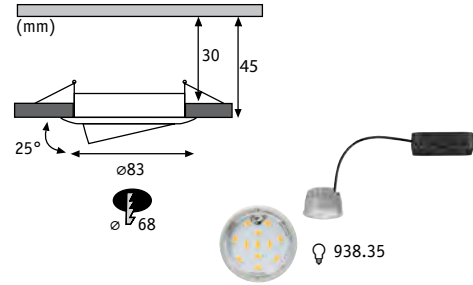
☞ Black matt/Clear Negro mate/Claro Nero opaco/Chiaro



**incl. 3×6,8 W, <math>\langle A^+ \rangle A^{++-A}</math>**

3×430 lm, 2700 K  
 <math>\sphericalangle 110^\circ</math>

EAN4000870 927663  
**927.66 new**



**Premium Line LED 230V Coin 51mm**

Aluminium Zinc Aluminio-zinc Zinco-Alluminio

☞ Matt white/Clear Blanco mate/Claro Bianco opaco/Chiaro



**incl. 1×7 W, <math>\langle A^+ \rangle</math> <math>\langle A^{++}-A \rangle</math>**

410 lm, 2700 K  
 <math>\sphericalangle 110^\circ</math>

EAN4000870 928141  
**928.14 new**

**incl. 3×7 W, <math>\langle A^+ \rangle</math> <math>\langle A^{++}-A \rangle</math>**

3×410 lm, 2700 K  
 <math>\sphericalangle 110^\circ</math>

EAN4000870 928158  
**928.15 new**

☞ Brushed iron/Clear Acero Mate/Claro Ferro spazzolato/Chiaro



**incl. 1×7 W, <math>\langle A^+ \rangle</math> <math>\langle A^{++}-A \rangle</math>**

410 lm, 2700 K  
 <math>\sphericalangle 110^\circ</math>

EAN4000870 928189  
**928.18 new**

**incl. 3×7 W, <math>\langle A^+ \rangle</math> <math>\langle A^{++}-A \rangle</math>**

3×410 lm, 2700 K  
 <math>\sphericalangle 110^\circ</math>

EAN4000870 928196  
**928.19 new**

☞ Chrome/Clear Cromo/Claro Cromo/Chiaro



**incl. 1×7 W, <math>\langle A^+ \rangle</math> <math>\langle A^{++}-A \rangle</math>**

410 lm, 2700 K  
 <math>\sphericalangle 110^\circ</math>

EAN4000870 928202  
**928.20 new**

**incl. 3×7 W, <math>\langle A^+ \rangle</math> <math>\langle A^{++}-A \rangle</math>**

3×410 lm, 2700 K  
 <math>\sphericalangle 110^\circ</math>

EAN4000870 928219  
**928.21 new**

☞ Aluminium rotated/Clear Aluminio torneado/Claro Alluminio tornito/Chiaro

**incl. 1×7 W, <math>\langle A^+ \rangle</math> <math>\langle A^{++}-A \rangle</math>**


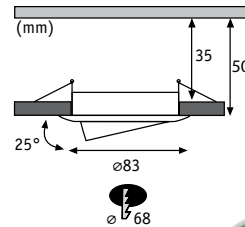
410 lm, 2700 K  
 <math>\sphericalangle 110^\circ</math>

EAN4000870 928165  
**928.16 new**

**incl. 3×7 W, <math>\langle A^+ \rangle</math> <math>\langle A^{++}-A \rangle</math>**

3×410 lm, 2700 K  
 <math>\sphericalangle 110^\circ</math>

EAN4000870 928172  
**928.17 new**



**Premium Line LED 230V Coin Satin 51mm** Aluminium Zinc Aluminio-zinc Zinco-Alluminio

Matt white/Satin Blanco mate/Satinada Bianco opaco/Satinato



**incl. 1×6,8 W,**   
430 lm, 2700 K  
∠ 160°

EAN4000870 928035  
**928.03 new**

**incl. 3×6,8 W,**   
3×430 lm, 2700 K  
∠ 160°

EAN4000870 927755  
**927.75 new**

Brushed iron/Satin Acero Mate/Satinada Ferro spazzolato/Satinato



**incl. 1×6,8 W,**   
430 lm, 2700 K  
∠ 160°

EAN4000870 927779  
**927.77 new**

**incl. 3×6,8 W,**   
3×430 lm, 2700 K  
∠ 160°

EAN4000870 927786  
**927.78 new**

Chrome/Satin Cromo/Satinada Cromo/Satinato



**incl. 1×6,8 W,**   
430 lm, 2700 K  
∠ 160°

EAN4000870 927793  
**927.79 new**

**incl. 3×6,8 W,**   
3×430 lm, 2700 K  
∠ 160°

EAN4000870 927809  
**927.80 new**

Aluminium rotated/Satin Aluminio torneado/Satinada Alluminio tornito/Satinato



**incl. 1×6,8 W,**   
430 lm, 2700 K  
∠ 160°

EAN4000870 927984  
**927.98 new**

**incl. 3×6,8 W,**   
430 lm, 2700 K  
∠ 160°


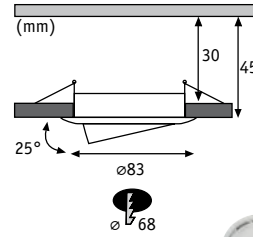
EAN4000870 927977  
**927.97 new**

Black matt/Satin Negro mate/Satinada Nero opaco/Satinato



**incl. 3×6,8 W,**   
3×430 lm, 2700 K  
∠ 160°

EAN4000870 927762  
**927.76 new**



**Premium Line LED 230V Coin Satin 51mm** Aluminium Zinc Aluminio-zinc Zinco-Alluminio

Matt white/Satin Blanco mate/Satinada Bianco opaco/Satinato



**incl. 1x7 W, A+ - A**

380 lm, 2700 K  
 $\sphericalangle$  105°

EAN4000870 928301  
**928.30 new**

**incl. 3x7 W, A+ - A**

3x380 lm, 2700 K  
 $\sphericalangle$  105°

EAN4000870 928318  
**928.31 new**

Brushed iron/Satin Acero Mate/Satinada Ferro spazzolato/Satinato



**incl. 1x7 W, A+ - A**

380 lm, 2700 K  
 $\sphericalangle$  105°

EAN4000870 928349  
**928.34 new**

**incl. 3x7 W, A+ - A**

3x380 lm, 2700 K  
 $\sphericalangle$  105°

EAN4000870 928356  
**928.35 new**

Chrome/Satin Cromo/Satinato



**incl. 1x7 W, A+ - A**

380 lm, 2700 K  
 $\sphericalangle$  105°

EAN4000870 928363  
**928.36 new**

**incl. 3x7 W, A+ - A**

3x380 lm, 2700 K  
 $\sphericalangle$  105°

EAN4000870 928370  
**928.37 new**

Aluminium rotated/Satin Aluminio torneado/Satinada Alluminio tornito/Satinato



**incl. 1x7 W, A+ - A**


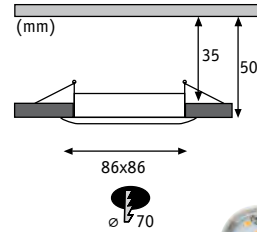
380 lm, 2700 K  
 $\sphericalangle$  105°

EAN4000870 928325  
**928.32 new**

**incl. 3x7 W, A+ - A**

3x380 lm, 2700 K  
 $\sphericalangle$  105°

EAN4000870 928332  
**928.33 new**



**Premium Line LED 230V Coin 51mm**

Aluminium Zinc Aluminio-zinc Zinco-Alluminio

☞ Matt white/Clear Blanco mate/Claro Bianco opaco/Chiaro



**incl. 3×6,8 W, <math>\langle A^+ \rangle A^{++-A}</math>**  
 3×430 lm, 2700 K  
 <math>\sphericalangle 110^\circ</math>

EAN4000870 927601  
**927.60 new**

☞ Brushed iron/Clear Acero Mate/Claro Ferro spazzolato/Chiaro



**incl. 1×6,8 W, <math>\langle A^+ \rangle A^{++-A}</math>**  
 430 lm, 2700 K  
 <math>\sphericalangle 110^\circ</math>

EAN4000870 927618  
**927.61 new**

**incl. 3×6,8 W, <math>\langle A^+ \rangle A^{++-A}</math>**  
 3×430 lm, 2700 K  
 <math>\sphericalangle 110^\circ</math>

EAN4000870 927625  
**927.62 new**


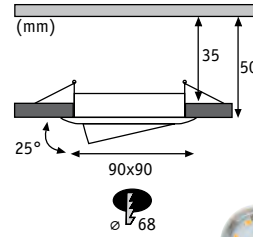
☞ Chrome/Clear Cromo/Claro Cromo/Chiaro



**incl. 3×6,8 W, <math>\langle A^+ \rangle A^{++-A}</math>**  
 3×430 lm, 2700 K  
 <math>\sphericalangle 110^\circ</math>

EAN4000870 927632  
**927.63 new**





**Premium Line LED 230V Coin 51mm** Aluminium Zinc Aluminio-zinc Zinco-Alluminio

☞ Matt white/Clear Blanco mate/Claro Bianco opaco/Chiaro



**incl. 3×6,8 W, <math>\langle A^+ \rangle A^{++-A}</math>**  
 3×430 lm, 2700 K  
 <math>\sphericalangle 110^\circ</math>

EAN4000870 927717  
**927.71 new**

☞ Brushed iron/Clear Acero Mate/Claro Ferro spazzolato/Chiaro



**incl. 1×6,8 W, <math>\langle A^+ \rangle A^{++-A}</math>**  
 430 lm, 2700 K  
 <math>\sphericalangle 110^\circ</math>

EAN4000870 927724  
**927.72 new**

**incl. 3×6,8 W, <math>\langle A^+ \rangle A^{++-A}</math>**  
 3×430 lm, 2700 K  
 <math>\sphericalangle 110^\circ</math>


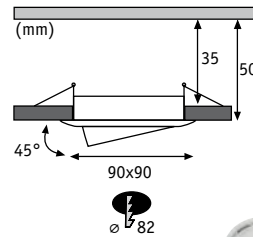

EAN4000870 927731  
**927.73 new**

☞ Chrome/Clear Cromo/Claro Cromo/Chiaro




**incl. 3×6,8 W, <math>\langle A^+ \rangle A^{++-A}</math>**  
 3×430 lm, 2700 K  
 <math>\sphericalangle 110^\circ</math>

EAN4000870 927748  
**927.74 new**



**Premium Line LED 230V Coin satiniert 51mm** Aluminium Zinc Aluminio-zinc Zinco-Alluminio

☞ Brushed alu/Satin Aluminio mateado/Satinada Alluminio spazzolato/Satinato




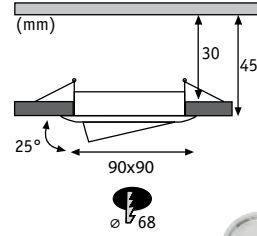
**incl. 1×6,8 W, <math>\langle A^+ \rangle A^{++-A}</math>**  
 430 lm, 2700 K  
 <math>\sphericalangle 160^\circ</math>

EAN4000870 928004  
**928.00 new**

**incl. 3×6,8 W, <math>\langle A^+ \rangle A^{++-A}</math>**  
 430 lm, 2700 K  
 <math>\sphericalangle 160^\circ</math>

EAN4000870 927991  
**927.99 new**

**Trafo/Power Supply** = 417-427  
**Accessories** = 411-416



**Premium Line LED 230V Coin Satin 51mm** Aluminium Zinc Alumínio-zinc Zinco-Alluminio

☞ Matt white/Satin Blanco mate/Satinada Bianco opaco/Satinato



**incl. 1x7 W, <A>** <A+>-A  
380 lm, 2700 K  
<math>\sphericalangle</math> 105°  
EAN4000870 928424  
**928.42 new**

**incl. 3x7 W, <A>** <A+>-A  
3x380 lm, 2700 K  
<math>\sphericalangle</math> 105°  
EAN4000870 928431  
**928.43 new**

☞ Brushed iron/Satin Acero Mate/Satinada Ferro spazzolato/Satinato



**incl. 1x7 W, <A>** <A+>-A  
380 lm, 2700 K  
<math>\sphericalangle</math> 105°  
EAN4000870 928400  
**928.40 new**

**incl. 3x7 W, <A>** <A+>-A  
3x380 lm, 2700 K  
<math>\sphericalangle</math> 105°  
EAN4000870 928417  
**928.41 new**


☞ Chrome/Satin Cromo/Satinada Cromo/Satinato



**incl. 1x7 W, <A>** <A+>-A  
380 lm, 2700 K  
<math>\sphericalangle</math> 105°  
EAN4000870 928448  
**928.44 new**


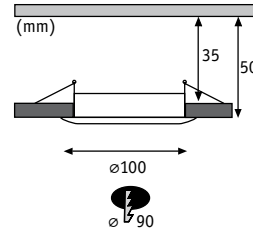
**incl. 3x7 W, <A>** <A+>-A  
3x380 lm, 2700 K  
<math>\sphericalangle</math> 105°  
EAN4000870 928455  
**928.45 new**

☞ Brushed alu/Satin Aluminio mateado/Satinada Alluminio spazzolato/Satinato



**incl. 1x7 W, <A>** <A+>-A  
380 lm, 2700 K  
<math>\sphericalangle</math> 105°  
EAN4000870 928387  
**928.38 new**

**incl. 3x7 W, <A>** <A+>-A  
3x380 lm, 2700 K  
<math>\sphericalangle</math> 105°  
EAN4000870 928394  
**928.39 new**



**Premium Line LED 230V Coin 75mm**

Aluminium Zinc Aluminio-zinc Zinco-Alluminio

⌘ Matt white/Clear Blanco mate/Claro Bianco opaco/Chiaro



**incl. 1×14 W,** A A+-A

830 lm, 2700 K

⌘ 110°

EAN4000870 927816

**927.81** **new**

⌘ Brushed iron/Clear Acero Mate/Claro Ferro spazzolato/Chiaro



**incl. 1×14 W,** A A+-A

830 lm, 2700 K

⌘ 110°

EAN4000870 927823

**927.82** **new**

⌘ Chrome/Clear Cromo/Claro Cromo/Chiaro



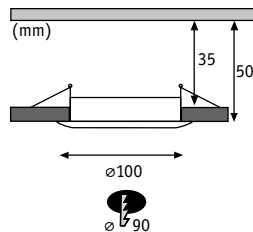
**incl. 1×14 W,** A A+-A

830 lm, 2700 K

⌘ 110°

EAN4000870 927830

**927.83** **new**



**Premium Line LED 230V Coin 75mm**

Aluminium Zinc Aluminio-zinc Zinco-Alluminio

☞ Matt white/Satin Blanco mate/Satinada Bianco opaco/Satinato



**incl. 1x14 W, A A-A**

830 lm, 2700 K

☞ 110°

EAN4000870 927861

**927.86** **new**

☞ Brushed iron/Satin Acero Mate/Satinada Ferro spazzolato/Satinato



**incl. 1x14 W, A A-A**

830 lm, 2700 K

☞ 110°

EAN4000870 927878

**927.87** **new**

☞ Chrome/Satin Cromo/Satinada Cromo/Satinato




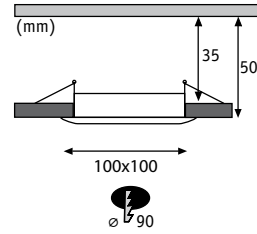
**incl. 1x14 W, A A-A**

830 lm, 2700 K

☞ 110°

EAN4000870 927885

**927.88** **new**



**Premium Line LED 230V Coin 75mm**

Aluminium Zinc Aluminio-zinc Zinco-Alluminio

Brushed iron/Clear Acero Mate/Claro Ferro spazzolato/Chiaro



**incl. 1x14 W, A** <A\*-A

830 lm, 2700 K  
 <math>\sphericalangle</math> 110°

EAN4000870 927847  
**927.84** new

Chrome/Clear Cromo/Claro Cromo/Chiaro





**incl. 1x14 W, A** <A\*-A

830 lm, 2700 K  
 <math>\sphericalangle</math> 110°

EAN4000870 927854  
**927.85** new







**Premium Line LED 230V Smart Coin 51mm**


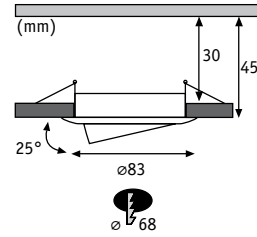
Aluminium Zinc Aluminio-zinc Zinco-Alluminio

- ▶ Easy-to-use, flexible
- ▶ Continuously variable dimming
- ▶ Coloured light (RGB) or white tones: warm white (approx. 2,700 K) to daylight white (approx. 6,500 K)
- ▶ Practical lighting control for multiple luminaires per room
- ▶ Control lighting scenes and moods
- ▶ Software: Paulmann app for smartphones and tablets (Android 4.3/iPhone 4S or higher)

- ▶ Fácil de utilizar, flexible
- ▶ Regulación continua
- ▶ Luz de color (RGB) o tonos blancos: blanco cálido (aprox. 2700 K) hasta blanco diurno (aprox. 6500 K)
- ▶ Práctico control de la iluminación con Bluetooth incluso con varias luminarias por estancia
- ▶ Control de escenas de luz y ambientes
- ▶ Software: aplicación Paulmann para smartphones y tabletas (a partir de Android 4.3 y iPhone 4S)

- ▶ Facile da comandare, flessibile
- ▶ Dimming in continuo
- ▶ Luce colorata (RGB) o toni del bianco: dal bianco caldo (ca. 2700 K) al bianco naturale (ca. 6500 K)
- ▶ Pratica regolazione della luce con Bluetooth anche in presenza di diversi elementi in un ambiente
- ▶ Regolazione di ambiente luminoso e atmosfera
- ▶ Software: app Paulmann per smartphone e tablet (a partire dalla versione Android 4.3 o iPhone 4S)

Trafo/Power Supply □= 417-427   
 Accessories □= 411-416 



**Premium Line LED 230V Smart Coin BLE 51mm**

Aluminium Zinc / Aluminio-zinc / Zinco-Alluminio

☞ Matt white Blanco mate  
Bianco opaco

☞ Brushed iron Acero Mate  
Ferro spazzolato



**incl. 1x2,4 W** <A++-A  
75 lm  
5 96°  
incl.t3 VA  
EAN4000870 920930  
**920.93 new**



**incl. 1x2,4 W** <A++-A  
75 lm  
5 96°  
incl.t3 VA  
EAN4000870 938423  
**938.42 new**

☞ Matt white Blanco mate  
Bianco opaco

☞ Brushed iron Acero Mate  
Ferro spazzolato



**incl. 1x4,5 W** <A++-A  
400 lm, 2700-6500 K  
5 96°  
incl.t6 VA  
EAN4000870 920954  
**920.95 new**



**incl. 1x4,5 W** <A++-A  
400 lm, 2700-6500 K  
5 96°  
incl.t6 VA  
EAN4000870 938430  
**938.43 new**

☞ Matt white Blanco mate  
Bianco opaco

☞ Brushed iron Acero Mate  
Ferro spazzolato



**incl. 1x5 W** <A++-A  
400 lm, 2700 K  
5 96°  
incl.t6 VA  
EAN4000870 920947  
**920.94 new**



**incl. 1x5 W** <A++-A  
400 lm, 2700 K  
5 96°  
incl.t6 VA  
EAN4000870 938447  
**938.44 new**



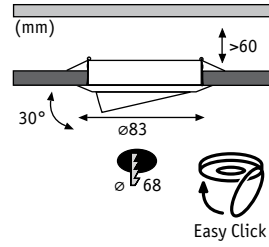
☞ Black ☒ Plastic  
☞ Negro ☒ Plástico  
☞ Nero ☒ Plastica

**Remote Control Boss**

↕18 ↔48  
↗110 mm  
EAN4000870 500019  
**500.01 new**



☒ Trafo/Power Supply ☒= 417-427  
☒ Accessories ☒= 411-416



**Premium Line LED Power Lens Flood**

Aluminium Zinc Aluminio-zinc Zinco-Alluminio

Brushed iron Acero Mate Ferro spazzolato



**incl. 3×3 W**


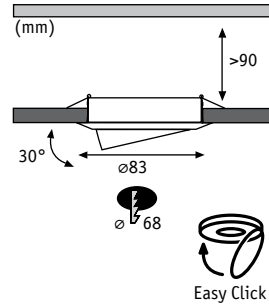
A<sup>++</sup>-A

168 lm, 3000 K  
 ∠ 45°, 404 cd  
 incl. 10 VA  
 EAN4000870 925171  
**925.17**

**incl. 5×3 W**

A<sup>++</sup>-A

168 lm, 3000 K  
 ∠ 45°, 404 cd  
 incl. 2x12 VA  
 EAN4000870 925188  
**925.18**



GU10  
 280.11

**Premium Line LED 230V GU10 51mm**

Aluminium Zinc Aluminio-zinc Zinco-Alluminio



White Blanco  
 Bianco

**incl. 3×1 W**, A<sup>+</sup> A<sup>++</sup>-E

3×35 lm, 6500 K  
 ∠ 20°, 170 cd

EAN4000870 987629  
**987.62**



Brushed iron Acero Mate  
 Ferro spazzolato

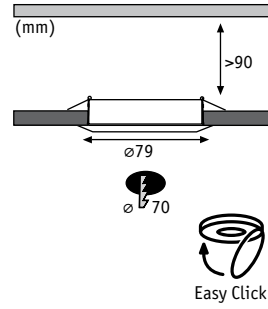
**incl. 3×1 W**, A<sup>+</sup> A<sup>++</sup>-E

3×35 lm, 6500 K  
 ∠ 20°, 170 cd


EAN4000870 987643  
**987.64**

Trafo/Power Supply □= 417-427 Accessories □= 411-416





GU10  
281.54



**Premium Line LED 230V GU10 51mm**

Aluminium Zinc Aluminio-zinc Zinco-Alluminio

White Blanco Bianco

Brushed iron Acero Mate  
Ferro spazzolato



**incl. 3×4 W, A A+-E**

3×150 lm, 3000 K  
25°, 800 cd

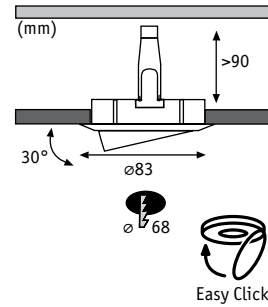
EAN4000870 926598  
**926.59**




**incl. 3×4 W, A A+-E**

3×150 lm, 3000 K  
25°, 800 cd

EAN4000870 926581  
**926.58**



GU10  
281.44



**Premium Line Power LED 230V GU10 51mm**

Aluminium Zinc Aluminio-zinc Zinco-Alluminio



White Blanco  
Bianco

**incl. 3×4 W, A A+-E**

3×200 lm, 3000 K  
25°, 700 cd

EAN4000870 925348  
**925.34**



Brushed iron Acero Mate  
Ferro spazzolato

**incl. 3×4 W, A A+-E**

3×200 lm, 3000 K  
25°, 700 cd

EAN4000870 925331  
**925.33**



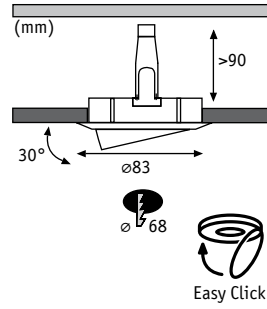
Chrome Cromo  
Cromo

**incl. 3×4 W, A A+-E**


3×200 lm, 3000 K  
25°, 700 cd

EAN4000870 926604  
**926.60**

Trafo/Power Supply 417-427  
Accessories 411-416



GU10  
283.45



**Premium Line Power LED 230V GU10 51mm** Aluminium Zinc Aluminio-zinc Zinco-Alluminio

White Blanco Bianco



**incl. 3x8 W**, A A-E  
3x430 lm, 2700 K  
36°, 950 cd

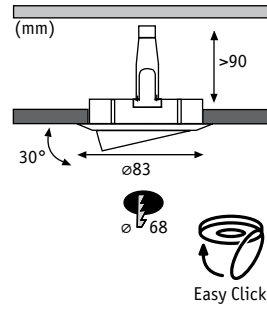
EAN4000870 927137  
**927.13 new**

Brushed iron Acero Mate Ferro spazzolato




**incl. 3x8 W**, A A-E  
3x430 lm, 2700 K  
36°, 950 cd

EAN4000870 927090  
**927.09 new**



GU10  
282.19



**Premium Line Power LED 230V GU10 51mm** Aluminium Zinc Aluminio-zinc Zinco-Alluminio


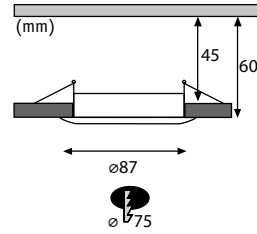
Chrome matt Cromo mate Cromo opaco



**incl. 3x3,5 W**, A+ A-E  
3x200 lm, 2700 K  
24°, 800 cd

EAN4000870 925164  
**925.16**





**Premium Line LED IP65 230V Coin 51mm**

Aluminium Zinc | Aluminio-zinc | Zinco-Alluminio

- ▶ Protected from spray water and water jets (IP65)
- ▶ Glare-free due to recessed lamp
- ▶ Protección contra chorros de agua y agua proyectada (IP65)
- ▶ No deslumbra gracias a la luminaria dispuesta más atrás
- ▶ Protezione da spruzzi e getti d'acqua (IP65)
- ▶ Anabbagliante grazie a lampadina in posizione arretrata

White/Satin | Blanco/Satinada | Bianco/Satinato



**incl. 1x7 W, <math>\langle A \rangle</math>** <math>\langle A^+ - A \rangle</math>  
380 lm, 2700 K  
∠ 105°

EAN4000870 928462  
**928.46 new**

**incl. 3x7 W, <math>\langle A \rangle</math>** <math>\langle A^+ - A \rangle</math>  
3x380 lm, 2700 K  
∠ 105°

EAN4000870 928479  
**928.47 new**

Brushed iron/Satin | Acero Mate/Satinada | Ferro spazzolato/Satinato


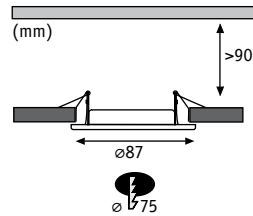


**incl. 1x7 W, <math>\langle A \rangle</math>** <math>\langle A^+ - A \rangle</math>  
380 lm, 2700 K  
∠ 105°

EAN4000870 928486  
**928.48 new**

**incl. 3x7 W, <math>\langle A \rangle</math>** <math>\langle A^+ - A \rangle</math>  
3x380 lm, 2700 K  
∠ 105°

EAN4000870 928493  
**928.49 new**



**Premium Line LED IP65**

Aluminium Zinc Aluminio-zinc Zinco-Alluminio


- ▶ Protected from spray water and water jets (IP65)
- ▶ Glare-free due to recessed lamp
- ▶ Protección contra chorros de agua y agua proyectada (IP65)
- ▶ No deslumbra gracias a la luminaria dispuesta más atrás
- ▶ Protezione da spruzzi e getti d'acqua (IP65)
- ▶ Anabbagliante grazie a lampadina in posizione arretrata

White Blanco Bianco

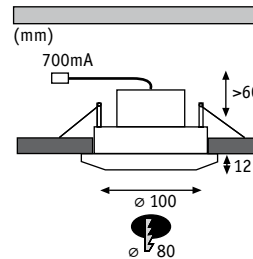


**incl. 3x4 W**, <math>\langle A \rangle</math> <math>\langle A^+ - D \rangle</math>  
 3x140 lm, 3000 K  
 <math>\sphericalangle 25^\circ</math>, 640 cd  
 incl. <math>-15 VA</math>  
 EAN4000870 994603  
**994.60**

Brushed iron Acero Mate Ferro spazzolato



**incl. 3x4 W**, <math>\langle A \rangle</math> <math>\langle A^+ - D \rangle</math>  
 3x140 lm, 3000 K  
 <math>\sphericalangle 25^\circ</math>, 640 cd  
 incl. <math>-15 VA</math>  
 EAN4000870 994610  
**994.61**



**Premium Line Pearly IP65**

Alu Aluminio Alluminio

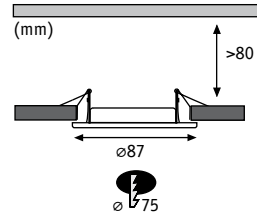
Matt white Blanco mate Bianco opaco



**incl. 1x7,5 W**, <math>\langle A^{++} - A \rangle</math>  
 420 lm, 2700 K  
 <math>\sphericalangle 25^\circ</math>, 1996 cd  
 EAN4000870 925843  
**925.84**

**incl. 3x7,5 W**, <math>\langle A^{++} - A \rangle</math>  
 3x420 lm, 2700 K  
 <math>\sphericalangle 25^\circ</math>, 3x1996 cd  
 incl. <math>-27 VA</math>  
 EAN4000870 926864  
**926.86**

Trafo/Power Supply  $\square = 417-427$  Accessories  $\square = 411-416$



GU5,3  
 832.44 20W  
 832.45 35W



**Premium Line IP65**

Aluminium Zinc Aluminio-zinc Zinco-Alluminio

- ▶ Protected from spray water and water jets (IP65)
- ▶ Glare-free due to recessed lamp
- ▶ Protección contra chorros de agua y agua proyectada (IP65)
- ▶ No deslumbra gracias a la luminaria dispuesta más atrás
- ▶ Protezione da spruzzi e getti d'acqua (IP65)
- ▶ Anabagliante grazie a lampadina in posizione arretrata

White Blanco Bianco



max. 1×35 W A++-E

EAN4000870 993330  
**993.33**

incl. 2×35 W, B B-D

2×430 lm, 2900 K  
 ∠ 38°, 1100 cd  
 incl. 70 VA  
 EAN4000870 994504  
**994.50**

incl. 3×35 W, B B-D

3×430 lm, 2900 K  
 ∠ 38°, 1100 cd  
 incl. 105 VA  
 EAN4000870 993453  
**993.45**

Brushed iron Acero Mate Ferro spazzolato



max. 1×35 W A++-E

EAN4000870 993439  
**993.43**

incl. 3×35 W, B B-D

3×430 lm, 2900 K  
 ∠ 38°, 1100 cd  
 incl. 105 VA  
 EAN4000870 993484  
**993.48**

Chrome Cromo Cromo

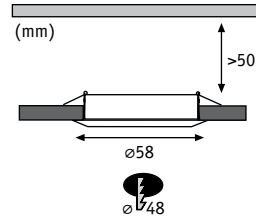


max. 1×35 W A++-E

EAN4000870 993422  
**993.42**

incl. 3×35 W, C B-D

3×430 lm, 2900 K  
 ∠ 38°, 1100 cd  
 incl. 105 VA  
 EAN4000870 993477  
**993.47**



GU4  
832.47

Halogen 12V	
IP65	
ALU	
rost frei	
R, L, C	

**Premium Line IP65**

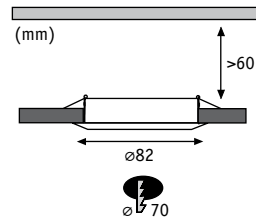
Alu Aluminio Alluminio

- ▶ Protected from spray water and water jets (IP65)
- ▶ Protección contra chorros de agua y agua proyectada (IP65)
- ▶ Protezione da spruzzi e getti d'acqua (IP65)

Brushed alu Aluminio mateado Alluminio spazzolato



**incl. 3×20 W**,   
 3×201 lm, 2900 K  
 ∠ 30°, 470 cd  
 incl. 70 VA   
 EAN4000870 998083  
**998.08**



GU5,3  
832.44 20W  
832.45 35W

Halogen 12V	
IP65	
ALU	
rost frei	
R, L, C	

**Premium Line IP65**

Alu Aluminio Alluminio

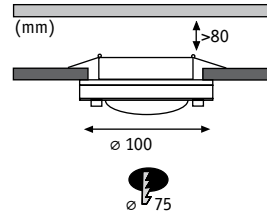
- ▶ Protected from spray water and water jets (IP65)
- ▶ Protección contra chorros de agua y agua proyectada (IP65)
- ▶ Protezione da spruzzi e getti d'acqua (IP65)

Brushed alu Aluminio mateado Alluminio spazzolato



**max. 1×35 W**, **incl. 3×35 W**,   
 3×430 lm, 2900 K  
 ∠ 38°, 1100 cd  
 incl. 105 VA   
 EAN4000870 993941  
**993.94** EAN4000870 998076  
**998.07**

Trafo/Power Supply = 417-427   
 Accessories = 411-416



GU5,3  
 832.45 35 W  
 832.44 20 W



**Premium Line IP65 Deco**

☒ Glass/Stainless steel Cristal/Inox Vetro/Acciaio legato

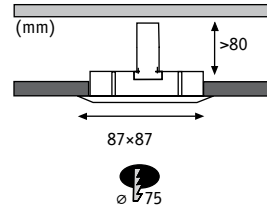
- ▶ Protected from spray water and water jets (IP65)
- ▶ Protección contra chorros de agua y agua proyectada (IP65)
- ▶ Protezione da spruzzi e getti d'acqua (IP65)

🌀 Satin/Chrome Satinada/Cromo Satinato/Cromo



**incl. 3×35 W, B B-D**  
 3×430 lm, 2900 K  
 ∠ 38°, 1100 cd  
 incl. B 105 VA  
 EAN4000870 925362  
**925.36**





GU5,3  
 832.45 35 W  
 832.44 20 W



**Premium Line IP65 Quadro**

Aluminium Zinc Aluminio-zinc Zinco-Alluminio

- ▶ Protected from spray water and water jets (IP65)
- ▶ Glare-free due to recessed lamp
- ▶ Protección contra chorros de agua y agua proyectada (IP65)
- ▶ No deslumbra gracias a la luminaria dispuesta más atrás
- ▶ Protezione da spruzzi e getti d'acqua (IP65)
- ▶ Anabbagliante grazie a lampadina in posizione arretrata

White Blanco Bianco



max. 1x35 W <A++-E

EAN4000870 937280  
**937.28**

incl. 1x35 W, <B> <B-D

430 lm, 2900 K  
 <math>\sphericalangle</math> 38°, 1100 cd  
 incl. <math>\sphericalangle</math> 70 VA  
 EAN4000870 925287  
**925.28**

incl. 3x35 W, <C> <B-D

3x430 lm, 2900 K  
 <math>\sphericalangle</math> 38°, 1100 cd  
 incl. <math>\sphericalangle</math> 105 VA  
 EAN4000870 937297  
**937.29**

Brushed iron Acero Mate Ferro spazzolato

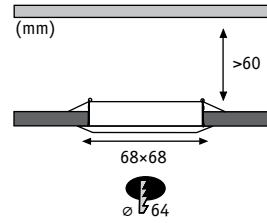



max. 1x35 W <A++-E

EAN4000870 937266  
**937.26**

incl. 3x35 W, <B> <B-D

3x430 lm, 2900 K  
 <math>\sphericalangle</math> 38°, 1100 cd  
 incl. <math>\sphericalangle</math> 105 VA  
 EAN4000870 937273  
**937.27**



GU5,3  
 833.71 20 W  
 833.74 35 W



**Premium Line IP44 Quadro**

Aluminium Zinc Aluminio-zinc Zinco-Alluminio

White Blanco Bianco



max. 1x35 W A++-E

EAN4000870 057001  
**5700**

Brushed iron Acero Mate Ferro spazzolato



max. 1x35 W A++-E

EAN4000870 057049  
**5704**

incl. 4x35 W, C B-D

4x427 lm, 2900 K  
 75°, 460 cd  
 incl. 150 VA  
 EAN4000870 995723  
**995.72**

incl. 6x35 W, C B-D

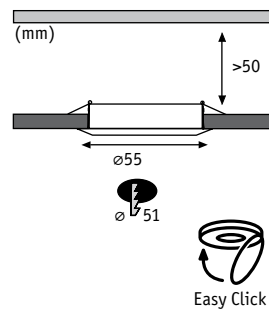
6x427 lm, 2900 K  
 75°, 460 cd  
 incl. 2x105 VA  
 EAN4000870 995099  
**995.09**

Chrome Cromo Cromo



incl. 4x35 W, C B-D

4x427 lm, 2900 K  
 75°, 460 cd  
 incl. 150 VA  
 EAN4000870 995730  
**995.73**



GU4  
832.48



**Premium Line Halogen IP44 12V GU4 35mm** Aluminium Zinc Aluminio-zinc Zinco-Alluminio

White Blanco Bianco



**incl. 3×35 W,**

3×450 lm, 2900 K

∠ 30°, 960 cd

incl. 105 VA

EAN4000870 993132

**993.13**

Brushed iron Acero Mate Ferro spazzolato



**incl. 3×35 W,**

3×450 lm, 2900 K

∠ 30°, 960 cd

incl. 105 VA

EAN4000870 993521

**993.52**

Chrome Cromo Cromo



**incl. 3×35 W,**

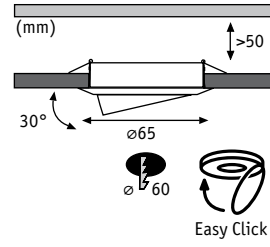
3×450 lm, 2900 K

∠ 30°, 960 cd

incl. 105 VA

EAN4000870 993163

**993.16**



GU4  
 832.47 20W  
 832.48 35W



**Premium Line Halogen 12V GU4 35mm**

Aluminium Zinc Aluminio-zinc Zinco-Alluminio

White Blanco Bianco



**max. 1×35 W**

A++-E

**incl. 3×35 W, B B-D**

3×450 lm, 2900 K  
 < 30°, 960 cd  
 incl. 105 VA  
 EAN4000870 993026  
**993.02**

EAN4000870 057742  
**5774**

Brushed iron Acero Mate Ferro spazzolato



**max. 1×35 W**

A++-E

**incl. 3×35 W, B B-D**

3×450 lm, 2900 K  
 < 30°, 960 cd  
 incl. 105 VA  
 EAN4000870 993576  
**993.57**

EAN4000870 057759  
**5775**

Chrome Cromo Cromo



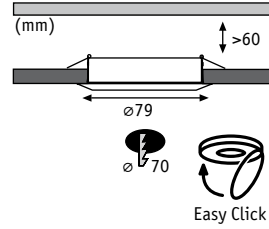
**max. 1×35 W**

A++-E

**incl. 3×35 W, B B-D**

3×450 lm, 2900 K  
 < 30°, 960 cd  
 incl. 105 VA  
 EAN4000870 993071  
**993.07**

EAN4000870 057773  
**5777**



GU5,3  
 832.46 50W  
 832.45 35W  
 800.47 28W  
 832.44 20W



**Premium Line Halogen IP44 12V GU5,3 51mm** Aluminium Zinc Aluminio-zinc Zinco-Alluminio

White Blanco Bianco



**max. 1x50W** <A+-E> **incl. 4x35W**, <B> <B-D>  
 4x430 lm, 2900 K  
 <math>\sphericalangle</math> 38°, 1100 cd  
 incl. <math>\sphericalangle</math> 150VA <math>\triangle</math>  
 EAN4000870 179437 EAN4000870 993538  
**179.43** **993.53**

Brushed iron Acero Mate Ferro spazzolato



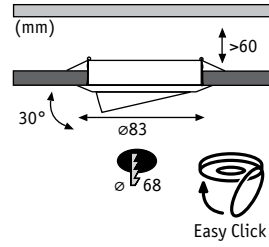
**max. 1x50W** <A+-E> **incl. 4x35W**, <B> <B-D>  
 4x430 lm, 2900 K  
 <math>\sphericalangle</math> 38°, 1100 cd  
 incl. <math>\sphericalangle</math> 150VA <math>\triangle</math>  
 EAN4000870 179451 EAN4000870 993606  
**179.45** **993.60**

Chrome Cromo Cromo



**max. 1x50W** <A+-E>  
 EAN4000870 179468  
**179.46**





GU5,3  
 832.46 50W  
 832.45 35W  
 832.44 20W  
 800.47 28W



**Premium Line Halogen 12V GU5,3 51mm** Aluminium Zinc Aluminio-zinc Zinco-Alluminio

White Blanco Bianco



**max. 1x50W** A++-E **incl. 4x35W**, B B-D  
 4x430 lm, 2900 K  
 <math>\sphericalangle</math> 38°, 1100 cd  
 incl. 150VA  
 EAN4000870 179536  
**179.53**

**incl. 6x35W**, C B-D  
 6x430 lm, 2900 K  
 <math>\sphericalangle</math> 38°, 1100 cd  
 incl. 2x105VA  
 EAN4000870 994733  
**994.73**

Chrome matt Cromo mate Cromo opaco



**max. 1x50W** A++-E **incl. 4x35W**, B B-D  
 4x430 lm, 2900 K  
 <math>\sphericalangle</math> 38°, 1100 cd  
 incl. 150VA  
 EAN4000870 179543  
**179.54**

**incl. 6x35W**, B B-D  
 6x430 lm, 2900 K  
 <math>\sphericalangle</math> 38°, 1100 cd  
 incl. 2x105VA  
 EAN4000870 994740  
**994.74**

Brushed iron Acero Mate Ferro spazzolato



**max. 1x50W** A++-E **incl. 4x35W**, B B-D **incl. 4x50W**, B B-D  
 4x430 lm, 2900 K  
 <math>\sphericalangle</math> 38°, 1100 cd  
 incl. 150VA  
 EAN4000870 179550  
**179.55**

**incl. 6x35W**, B B-D  
 6x430 lm, 2900 K  
 <math>\sphericalangle</math> 38°, 1100 cd  
 incl. 2x105VA  
 EAN4000870 993774  
**993.77**

Chrome Cromo Cromo



**max. 1x50W** A++-E **incl. 4x35W**, B B-D  
 4x430 lm, 2900 K  
 <math>\sphericalangle</math> 38°, 1100 cd  
 incl. 150VA  
 EAN4000870 179567  
**179.56**

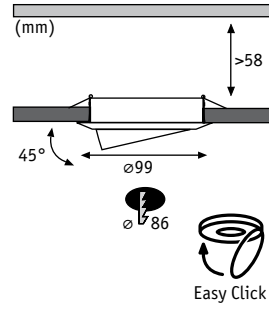
**incl. 6x35W**, C B-D  
 6x430 lm, 2900 K  
 <math>\sphericalangle</math> 38°, 1100 cd  
 incl. 2x105VA  
 EAN4000870 994764  
**994.76**

Black Negro Nero



**max. 1x50W** A++-E  
 EAN4000870 179512  
**179.51**

Trafo/Power Supply = 417-427  
 Accessories = 411-416



GU5,3  
 832.46 50 W  
 832.45 35 W  
 832.44 20 W  
 800.47 28 W

**Premium Line Halogen 12V GU5,3 51mm** Alu Aluminio Alluminio

White Blanco Bianco



**max. 1x50 W** < A++-E

EAN4000870 987735  
**987.73**

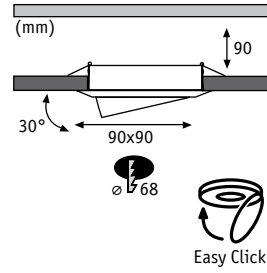
Brushed iron Acero Mate Ferro spazzolato



**max. 1x50 W** < A++-E

EAN4000870 179574  
**179.57**





GU10  
836.34



**Premium Line Halogen 230V GU10 51mm** Aluminium Zinc Aluminio-zinc Zinco-Alluminio

Brushed brass Latón mateado Ottone spazzolato



incl. 3x35 W, D D-E

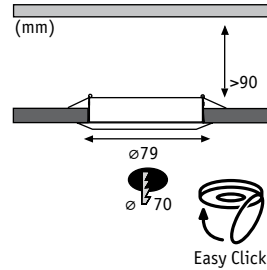
3x173 lm, 2900 K  
30°, 700 cd

EAN4000870 920855

**920.85 new**



Stainless Steel  
**rost  
frei**



GU10  
836.34



**Premium Line Halogen 230V GU10 51mm** Stainless steel Inox Acciaio legato

Stainless steel Inox Acciaio legato

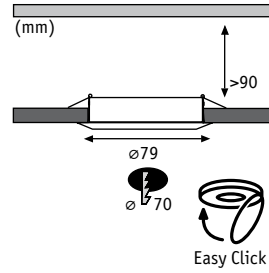


incl. 1x35 W, D D-E

173 lm, 2900 K  
30°, 700 cd

EAN4000870 925270

**925.27**



GU10  
 836.35 50W  
 800.35 28W  
 800.36 40W



**Premium Line Halogen IP44 230V GU10 51mm**

Aluminium Zinc Aluminio-zinc Zinco-Alluminio

White Blanco Bianco



<b>max. 1×50 W</b> <A+-E	<b>incl. 1×50 W,</b> <D> <D-E	<b>incl. 3×50 W,</b> <D> <D-E
	292 lm, 2900 K ∠ 30°, 800 cd	3×292 lm, 2900 K ∠ 30°, 800 cd
EAN4000870 057926 <b>5792</b>	EAN4000870 925256 <b>925.25</b>	EAN4000870 922002 <b>922.00</b>

Chrome matt Cromo mate Cromo opaco



<b>incl. 1×50 W,</b> <D> <D-E
292 lm, 2900 K ∠ 30°, 800 cd
EAN4000870 925263 <b>925.26</b>

Brushed iron Acero Mate Ferro spazzolato



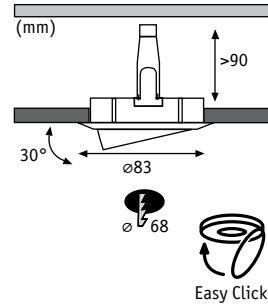
<b>max. 1×50 W</b> <A+-E	<b>incl. 3×50 W,</b> <D> <D-E
	3×292 lm, 2900 K ∠ 30°, 800 cd
EAN4000870 057964 <b>5796</b>	EAN4000870 922088 <b>922.08</b>

Chrome Cromo Cromo



<b>max. 1×50 W</b> <A+-E	<b>incl. 3×50 W,</b> <D> <D-E
	3×292 lm, 2900 K ∠ 30°, 800 cd
EAN4000870 057940 <b>5794</b>	EAN4000870 922019 <b>922.01</b>





GU10  
 836.35 50W  
 800.35 28W  
 800.36 40W



**Premium Line Halogen 230V GU10 51mm** Aluminium Zinc Aluminio-zinc Zinco-Alluminio

White Blanco Bianco



<b>max. 1×50W</b> <A+-E	<b>incl. 1×50W</b> , <D> <D-E> 292 lm, 2900 K ∠ 30°, 800 cd	<b>incl. 4×50W</b> , <D> <D-E> 4×292 lm, 2900 K ∠ 30°, 800 cd	<b>incl. 6×50W</b> , <D> <D-E> 6×292 lm, 2900 K ∠ 30°, 800 cd
EAN4000870 989401 <b>989.40</b>	EAN4000870 989364 <b>989.36</b>	EAN4000870 989418 <b>989.41</b>	EAN4000870 989425 <b>989.42</b>

Brushed brass Latón mateado Ottone spazzolato



<b>incl. 3×35W</b> , <D> <D-E> 3×173 lm, 2900 K ∠ 30°, 700 cd
EAN4000870 920862 <b>920.86 new</b>

Chrome matt Cromo mate Cromo opaco



<b>max. 1×50W</b> <A+-E	<b>incl. 4×50W</b> , <D> <D-E> 4×292 lm, 2900 K ∠ 30°, 800 cd
EAN4000870 989463 <b>989.46</b>	EAN4000870 989470 <b>989.47</b>

Brushed iron Acero Mate Ferro spazzolato



<b>max. 1×50W</b> <A+-E	<b>incl. 1×50W</b> , <D> <D-E> 292 lm, 2900 K ∠ 30°, 800 cd	<b>incl. 4×50W</b> , <D> <D-E> 4×292 lm, 2900 K ∠ 30°, 800 cd	<b>incl. 6×50W</b> , <D> <D-E> 6×292 lm, 2900 K ∠ 30°, 800 cd
EAN4000870 988787 <b>988.78</b>	EAN4000870 989340 <b>989.34</b>	EAN4000870 988794 <b>988.79</b>	EAN4000870 988800 <b>988.80</b>

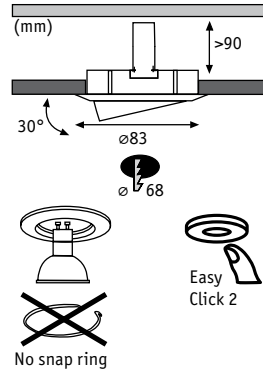
Chrome Cromo Cromo



<b>max. 1×50W</b> <A+-E	<b>incl. 4×50W</b> , <D> <D-E> 4×292 lm, 2900 K ∠ 30°, 800 cd
EAN4000870 989432 <b>989.43</b>	EAN4000870 989449 <b>989.44</b>

Trafo/Power Supply = 417-427  
 Accessories = 411-416





GU10  
 800.35 28W  
 800.36 40W  
 836.35 50W



**Premium Line easyClick2**

Aluminium Zinc Aluminio-zinc Zinco-Alluminio

- ▶ No snap ring necessary
- ▶ Sin necesidad de circlip
- ▶ Anello di arresto non necessario
- ▶ Bulb exchange simply by pressing on the bulb
- ▶ Luminaria fácil de cambiar presionando sencillamente sobre ella
- ▶ Sostituzione semplice della lampadina premendo su di essa

White Blanco Bianco



max. 1x50W A++-E

EAN4000870 937310  
**937.31**

Brushed iron Acero Mate Ferro spazzolato



max. 1x50W A++-E

EAN4000870 937303  
**937.30**


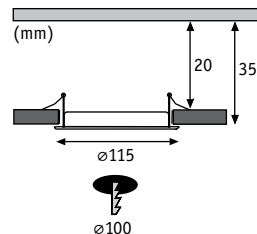


## Quality Line



For the living room Para la vivienda Per la casa

Application areas: Living room, kitchen	Ámbitos de aplicación: Salón, cocina	Impiego: Soggiorno, cucina
▶ Easy installation thanks to plug-in connectors	▶ Montaje fácil con conector	▶ Facile montaggio con connettori a innesto
▶ Incl. miniature transformer, fits into any ceiling	▶ Transformador pequeño incluido, encuentra sitio en cualquier techo	▶ Incluso minitrasformatore, trova posto in tutti i soffitti
▶ Easy bulb change thanks to Easy-Click	▶ Cambio fácil del medio luminoso con mecanismo de Easy Click	▶ Facile sostituzione del corpo illuminante con Easy Click



**Quality Line Panel IP44**

Plastic Plástico Plastica

White Blanco Bianco



**incl. 1x6 W** A++-A

350 lm, 2700 K  
 <math>\sphericalangle 110^\circ</math>

EAN4000870 920619

**920.61 new**



**incl. 1x6 W** A++-A

390 lm, 4000 K  
 <math>\sphericalangle 110^\circ</math>

EAN4000870 920589

**920.58 new**

Chrome matt Cromo mate Cromo opaco



**incl. 1x6 W** A++-A

350 lm, 2700 K  
 <math>\sphericalangle 110^\circ</math>

EAN4000870 920732

**920.73 new**


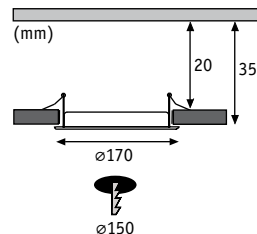


**incl. 1x6 W** A++-A

390 lm, 4000 K  
 <math>\sphericalangle 110^\circ</math>

EAN4000870 920701

**920.70 new**



**Quality Line Panel IP44**

Plastic Plástico Plastica

White Blanco Bianco



**incl. 1x12 W** A++-A

780 lm, 2700 K  
 <math>\sphericalangle 110^\circ</math>

EAN4000870 920626

**920.62 new**



**incl. 1x12 W** A++-A

850 lm, 4000 K  
 <math>\sphericalangle 120^\circ</math>

EAN4000870 920596

**920.59 new**

Chrome matt Cromo mate Cromo opaco



**incl. 1x12 W** A++-A

780 lm, 2700 K  
 <math>\sphericalangle 110^\circ</math>

EAN4000870 920749

**920.74 new**




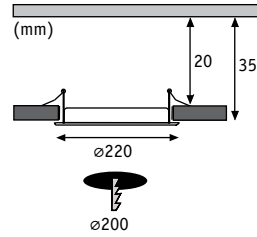
**incl. 1x12 W** A++-A

850 lm, 4000 K  
 <math>\sphericalangle 120^\circ</math>

EAN4000870 920718

**920.71 new**

Trafo/Power Supply = 417-427   
 Accessories = 411-416



**Quality Line Panel IP44**

Plastic Plástico Plastica



White Blanco Bianco

**incl. 1x18 W** A++-A

1300 lm, 2700 K  
 ✎ 110°

EAN4000870 920633

**920.63 new**

**incl. 1x18 W** A++-A

1450 lm, 4000 K  
 ✎ 120°

EAN4000870 920602

**920.60 new**



Chrome matt Cromo mate Cromo opaco

**incl. 1x18 W** A++-A

1300 lm, 2700 K  
 ✎ 110°

EAN4000870 920756

**920.75 new**


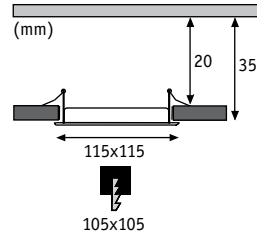
**incl. 1x18 W** A++-A

1450 lm, 4000 K  
 ✎ 120°

EAN4000870 920725

**920.72 new**





**Quality Line Panel IP44**

Plastic Plástico Plastica

White Blanco Bianco



**incl. 1x6 W** A++-A  
350 lm, 2700 K  
∠ 110°

EAN4000870 920671  
**920.67 new**



**incl. 1x6 W** A++-A  
390 lm, 4000 K  
∠ 100°

EAN4000870 920640  
**920.64 new**

Chrome matt Cromo mate Cromo opaco




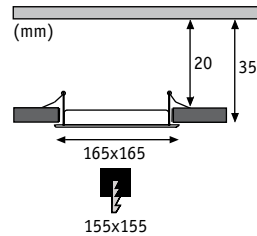
**incl. 1x6 W** A++-A  
350 lm, 2700 K  
∠ 110°

EAN4000870 920794  
**920.79 new**



**incl. 1x6 W** A++-A  
390 lm, 4000 K  
∠ 100°

EAN4000870 920763  
**920.76 new**



**Quality Line Panel IP44**

Plastic Plástico Plastica

White Blanco Bianco



**incl. 1x12 W** A++-A  
780 lm, 2700 K  
∠ 110°

EAN4000870 920688  
**920.68 new**



**incl. 1x12 W** A++-A  
850 lm, 4000 K  
∠ 120°


EAN4000870 920657  
**920.65 new**

Chrome matt Cromo mate Cromo opaco



**incl. 1x12 W** A++-A  
780 lm, 2700 K  
∠ 110°

EAN4000870 920800  
**920.80 new**


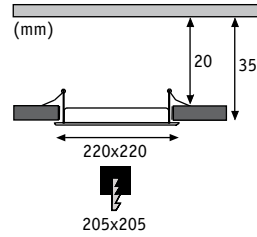


**incl. 1x12 W** A++-A  
850 lm, 4000 K  
∠ 120°

EAN4000870 920770  
**920.77 new**


Trafo/Power Supply □= 417-427 Accessories □= 411-416





**Quality Line Panel IP44**

Plastic Plástico Plastica



White Blanco Bianco

**incl. 1x18 W** <A++-A

1300 lm, 2700 K  
 ✕ 110°

EAN4000870 920695

**920.69 new**

**incl. 1x18 W** <A++-A

1450 lm, 4000 K  
 ✕ 120°

EAN4000870 920664

**920.66 new**



Chrome matt Cromo mate Cromo opaco

**incl. 1x18 W** <A++-A

1300 lm, 2700 K  
 ✕ 110°

EAN4000870 920817

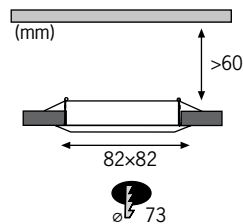
**920.81 new**

**incl. 1x18 W** <A++-A

1450 lm, 4000 K  
 ✕ 120°

EAN4000870 920787

**920.78 new**




GU5,3  
Q 833.71

**Quality Line Quadro**

**Metal Metal Metallo**


Brushed iron Acero Mate Ferro spazzolato



**incl. 3×20W, C B-D**  
3×201 lm, 2900 K  
∠ 75°, 220 cd  
incl. 60 VA  
EAN4000870 995433  
**995.43**

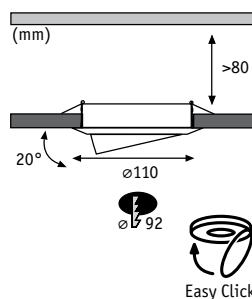
**incl. 5×20W, C B-D**  
5×201 lm, 2900 K  
∠ 75°, 220 cd  
incl. 105 VA  
EAN4000870 995471  
**995.47**

Chrome Cromo Cromo



**incl. 3×20W, B B-D**  
3×201 lm, 2900 K  
∠ 75°, 220 cd  
incl. 60 VA  
EAN4000870 995419  
**995.41**

**incl. 5×20W, C B-D**  
5×201 lm, 2900 K  
∠ 75°, 220 cd  
incl. 105 VA  
EAN4000870 995457  
**995.45**



GU10  
Q 280.48

**Quality Line LED 230V GU10 51mm**

**Metal Metal Metallo**

White Blanco Bianco



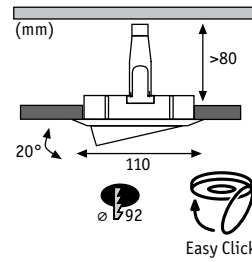
**incl. 1×1W, A+ A++-E**  
35 lm, 3000 K  
∠ 20°, 150 cd  
EAN4000870 920152  
**920.15**

Brushed iron Acero Mate Ferro spazzolato



**incl. 1×1W, A+ A++-E**  
35 lm, 3000 K  
∠ 20°, 150 cd  
EAN4000870 920169  
**920.16**

Trafo/Power Supply □= 417-427  
Accessories □= 411-416




GU10  
Q 281.53



**Quality Line LED 230V GU10 51mm** Sheet steel Latón-acero Lamiera d'acciaio

White Blanco Bianco



**incl. 3x3,5 W, A A-E**  
3x140 lm, 3000 K  
25°, 560 cd

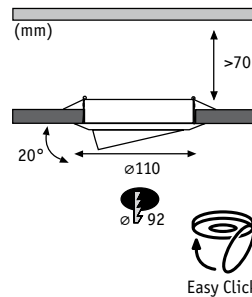
EAN4000870 920244  
**920.24**

Brushed iron Acero Mate Ferro spazzolato



**incl. 3x3,5 W, A A-E**  
3x140 lm, 3000 K  
25°, 560 cd

EAN4000870 920251  
**920.25**



GU10  
Q 282.99



**Quality Line LED 230V GU10 51mm** Metal Metal Metallo

Brushed iron Acero Mate Ferro spazzolato



**incl. 3x3,5 W, A+ A+-E**  
3x230 lm, 2700 K  
38°, 550 cd

EAN4000870 920268  
**920.26**

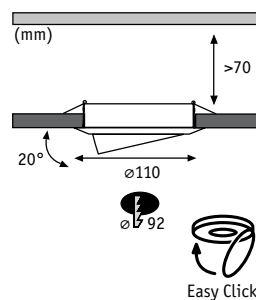
White Blanco Bianco



**incl. 3x3,5 W, A+ A+-E**  
3x230 lm, 2700 K  
38°, 550 cd

EAN4000870 920275  
**920.27**

Trafo/Power Supply = 417-427  
Accessories = 411-416



GU10  
283.00



**Quality Line LED 230V GU10 51mm** Metal Metal Metallo

Brushed iron Acero Mate Ferro spazzolato



**incl. 3x6,5 W, A+ A++-E**

3x425 lm, 2700 K  
38°, 950 cd

EAN4000870 920282  
**920.28**

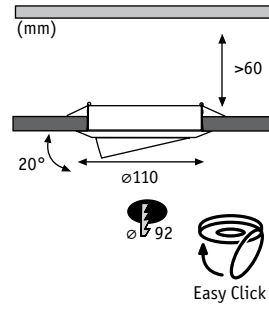
White Blanco Bianco



**incl. 3x6,5 W, A+ A++-E**

3x425 lm, 2700 K  
38°, 950 cd

EAN4000870 920299  
**920.29**



LED Halogen 12V  
= 428, 466

**Quality Line 12V GU5,3 51mm**

☒ Metal Metal Metallo

🔗 White Blanco Bianco



**max. 1×50 W** <math>\triangleleft</math> A++-E

EAN4000870 989715  
**989.71** 🛒

🔗 Brushed iron Acero Mate Ferro spazzolato



**max. 1×50 W** <math>\triangleleft</math> A++-E

EAN4000870 989685  
**989.68** 🛒

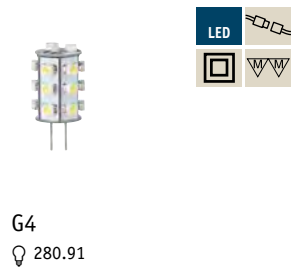
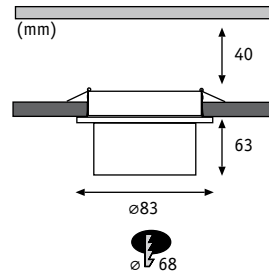
🔗 Chrome Cromo Cromo



**max. 1×50 W** <math>\triangleleft</math> A++-E

EAN4000870 989708  
**989.70** 🛒





**Quality Line Glassy Tube**

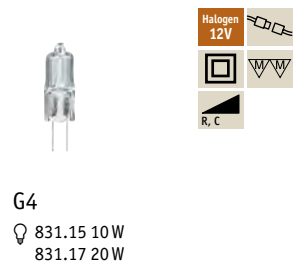
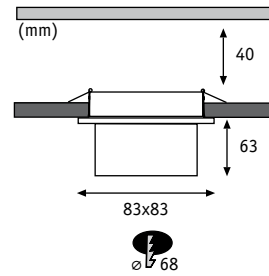
Glass/Metal Cristal/Metal Vetro/Metallo

Clear/Chrome Claro/Cromo Chiaro/Cromo



incl. 3x1 W, A++ A++-D  
3x85 lm, 3000 K

incl. 3,6 VA  
EAN4000870 920213  
**920.21**



**Quality Line Glassy Cube**

Glass/Metal Cristal/Metal Vetro/Metallo

Clear/Chrome Claro/Cromo Chiaro/Cromo



incl. 3x10 W, C B-D  
3x110 lm, 2900 K

incl. 60 VA  
EAN4000870 920183  
**920.18**


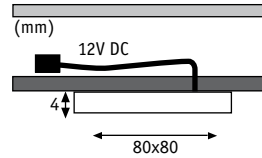


## Micro Line



For installation in and on furniture Para la instalación y el montaje en muebles Per l'incasso e il montaggio su mobili

<p>Application areas: Living room, kitchen, shelves, wooden ceilings, display cases</p>	<p>Ámbitos de aplicación: Salón, cocina, estanterías, techos de madera, vitrinas</p>	<p>Impiego: Soggiorno, cucina, librerie, soffitti in legno, vetrine</p>
<p>► Super-flat, minimal installation depth</p>	<p>► ¡Súper plano, profundidad mínima para empotrar</p>	<p>► Ultrapiatto, minima profondità d'installazione</p>
<p>► Surface-mounted variants</p>	<p>► Variantes de montaje</p>	<p>► Varianti di composizione</p>
<p>► Protection against water up to IP44</p>	<p>► Protección contra el agua hasta IP44</p>	<p>► Protezione dall'acqua fino a IP44</p>




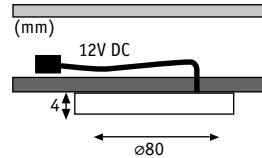
**Micro Line LED Leaf**

Alu Aluminium Alluminio

Brushed alu Aluminium mateado Alluminio spazzolato



**incl. 3x4,7 W** A++-A  
 3x310 lm, 2700 K  
 ∠ 120°  
 incl. 15 VA  
 EAN4000870 935613  
**935.61 new**



**Micro Line LED Leaf**


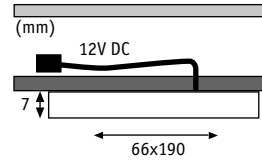
Alu Aluminium Alluminio

Brushed alu Aluminium mateado Alluminio spazzolato



**incl. 3x4 W** A++-A  
 3x280 lm, 2700 K  
 ∠ 120°  
 incl. 12 VA  
 EAN4000870 935620  
**935.62 new**

Trafo/Power Supply □= 417-427 Accessories □= 411-416



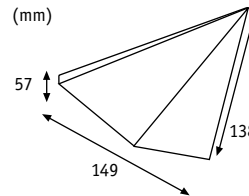
**Micro Line LED Pattern**

Plastic Plástico Plastica

Chrome matt Cromo mate Cromo opaco



**incl. 3x2,2 W** A++-A  
 3x160 lm, 2700 K  
 <math>\angle 70^\circ</math>  
 incl. 12 VA  
 EAN4000870 935637  
**935.63 new**



**Micro Line LED Kite**


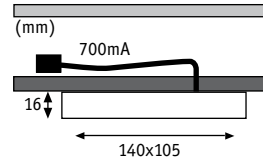
Alu Aluminio Alluminio

Brushed alu Aluminio mateado Alluminio spazzolato



<b>incl. 1x6,2 W</b> A++-A 440 lm, 2700 K	<b>incl. 2x6,2 W</b> A++-A 2x440 lm, 2700 K
incl. 8 VA EAN4000870 920312 <b>920.31 new</b>	incl. 15 VA EAN4000870 935842 <b>935.84 new</b>





**Micro Line LED Vane**

Alu Aluminio Alluminio

Matt white Blanco mate Bianco opaco



**incl. 1x6,7 W**  
450 lm, 2700 K


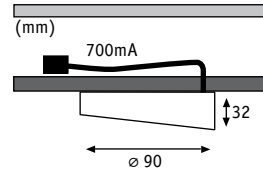
A++-A

**incl. 2x6,7 W**  
2x440 lm, 2700 K

A++-A

incl. 8 VA  
EAN4000870 920329  
**920.32 new**

incl. 15 VA  
EAN4000870 935835  
**935.83 new**



**Micro Line LED Gate**

Alu Aluminio Alluminio

Brushed iron Acero Mate Ferro spazzolato



**incl. 1x6,2 W**  
440 lm, 2700 K

A++-A

**incl. 2x6,2 W**  
2x440 lm, 2700 K


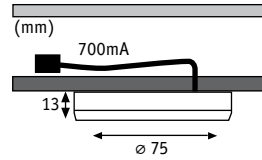
A++-A

incl. 8 VA  
EAN4000870 920336  
**920.33 new**

incl. 15 VA  
EAN4000870 935828  
**935.82 new**

Trafo/Power Supply □= 417-427 Accessories □= 411-416





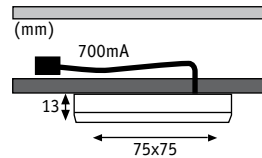
**Micro Line LED Unity**

☒ Metal/Acryl Metal/Acrylic Metallo/Acrilico

☞ Brushed iron Acero Mate Ferro spazzolato



**incl. 3×4,5 W** A++-A  
 3×360 lm, 2700 K  
 ✎ 120°  
 incl. ⚡ 15 VA  
 EAN4000870 935644  
**935.64 new**




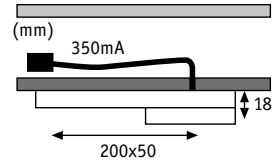
**Micro Line LED Unity**

☒ Metal/Acryl Metal/Acrylic Metallo/Acrilico

☞ Brushed iron Acero Mate Ferro spazzolato



**incl. 3×4,5 W** A++-A  
 3×360 lm, 2700 K  
 ✎ 120°  
 incl. ⚡ 15 VA  
 EAN4000870 935651  
**935.65 new**




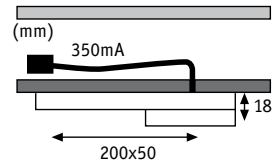
**Micro Line LED Setup**

☒ Metal Metal Metallo

☞ Brushed iron Acero Mate Ferro spazzolato



**incl. 3×3,2 W** A++-A  
 3×220 lm, 2700 K  
 ✕ 120°  
 incl. ⚡ 15 VA  
 EAN4000870 935668  
**935.66 new**



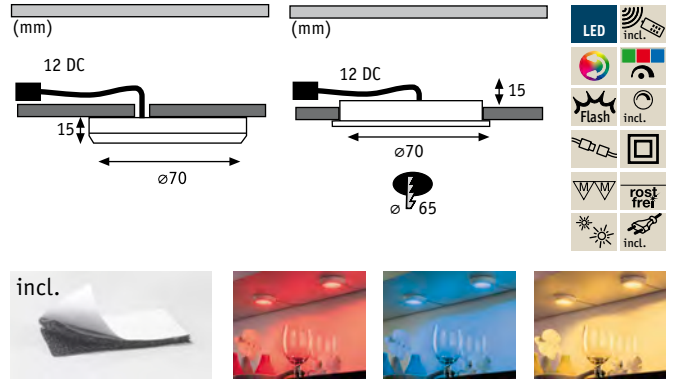
**Micro Line LED Setup**

☒ Metal/Acryl Metal/Acrylic Metallo/Acrylico

☞ Brushed iron Acero Mate Ferro spazzolato




**incl. 3×3,2 W** A++-A  
 3×250 lm, 2700 K  
 ✕ 120°  
 incl. ⚡ 15 VA  
 EAN4000870 935675  
**935.67 new**



**Micro Line LED Platy**

Polycarbonate Policarbonato Policarbonato

☞ Matt white Blanco mate Bianco opaco



**incl. 3x1 W**

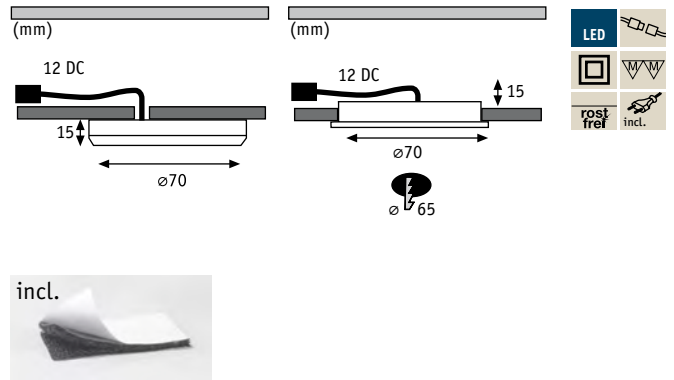

3x14 lm

☞ 120°

incl. ☞ 7,5 VA

EAN4000870 935682

**935.68 new**



**Micro Line LED Platy**

Plastic Plástico Plastica

☞ Matt white Blanco mate Bianco opaco



**incl. 3x2,5 W** A++-A

3x170 lm, 3000 K

☞ 105°

incl. ☞ 7,5 VA

EAN4000870 935736

**935.73 new**

☞ Chrome matt Cromo mate Cromo opaco



**incl. 3x2,5 W** A++-A

3x170 lm, 3000 K


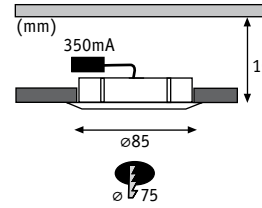
☞ 105°

incl. ☞ 7,5 VA

EAN4000870 935804

**935.80 new**

☞ Trafo/Power Supply ☞ = 417-427  
☞ Accessories ☞ = 411-416



**Micro Line LED Circuit**

☒ Metal Metal Metallo



☞ Matt white  
Blanco mate  
Bianco opaco

**incl. 3×5,6 W** ⚡ A++-A

3×420 lm, 2700 K  
☞ 96°, 3×180 cd  
incl. ⚡ 17,5 VA  
EAN4000870 935699  
**935.69 new**



☞ Brushed iron  
Acero Mate  
Ferro spazzolato

**incl. 3×5,6 W** ⚡ A++-A

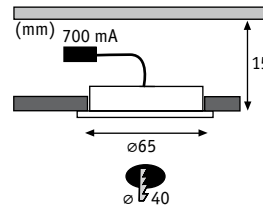
3×420 lm, 2700 K  
☞ 96°, 3×180 cd  
incl. ⚡ 17,5 VA  
EAN4000870 935705  
**935.70 new**



☞ Chrome Cromo Cromo

**incl. 3×5,6 W** ⚡ A++-A

3×420 lm, 2700 K  
☞ 96°, 3×180 cd  
incl. ⚡ 17,5 VA  
EAN4000870 935712  
**935.71 new**



**Micro Line Whirl Mini LED**

☒ Acryl Acrilico Acrilico

☞ Satin Satinada Satinato


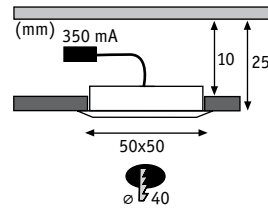



**incl. 1×2,4 W** ⚡ A++-A

1×115 lm, 2700 K  
☞ 100°  
incl. ⚡ 3 VA  
EAN4000870 998663  
**998.66 new**

**incl. 3×2,4 W** ⚡ A++-A

3×115 lm, 2700 K  
☞ 100°  
incl. ⚡ 7 VA  
EAN4000870 998656  
**998.65 new**



**Micro Line LED Fleecy**

Acryl Acrilico Acrilico



Satin Satinada Satinato

**incl. 3×1,3 W** <math>A^{++}-A</math>  
3×70 lm, 2700 K

incl. 3,6 VA  
EAN4000870 935743

**935.74 new**


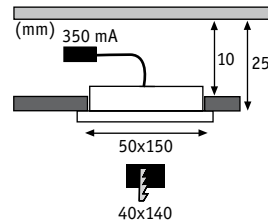


Satin Satinada Satinato

**incl. 3×1,3 W** <math>A^{++}-A</math>  
3×78 lm, 4000 K

incl. 3,6 VA  
EAN4000870 935750

**935.75 new**



**Micro Line LED Fleecy**

Acryl Acrilico Acrilico



Satin Satinada Satinato

**incl. 3×3,6 W** <math>A^{++}-A</math>  
3×218 lm, 2700 K

incl. 9 VA  
EAN4000870 935767

**935.76 new**




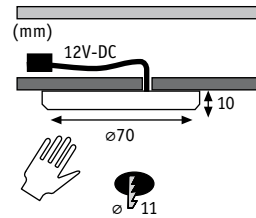

Satin Satinada Satinato

**incl. 3×3,6 W** <math>A^{++}-A</math>  
3×233 lm, 4000 K

incl. 9 VA  
EAN4000870 935774

**935.77 new**





**Micro Line Multi LED dimmbar**

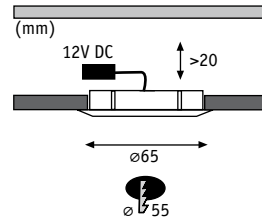
☒ Metal Metal Metallo

- ▶ Multichip LED for optimal light distribution
- ▶ Incl. 3-stage touch dimmer
- ▶ LED Multichip para distribución óptima de la luz
- ▶ Incl. 3 niveles de regulador de intensidad táctil
- ▶ LED multichip per una distribuzione ottimale della luce
- ▶ Comprensivo di dimmer touch trifase

☞ Chrome matt Cromo mate Cromo opaco



**incl. 5x2,8 W** A++-A  
 14, 115, 174 lm, 3000 K  
 ✕ 120°  
 incl. ⚡ 20 VA  
 EAN4000870 935453  
**935.45**



**Micro Line LED**

☒ Stainless steel Inox Acciaio legato

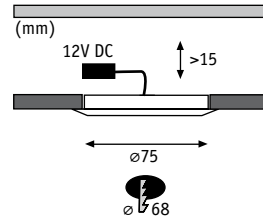
- ▶ Can be switched on and off with a proximity switch
- ▶ Encendido y apagado mediante sensor de proximidad
- ▶ Accensione e spegnimento con interruttore di prossimità

☞ Stainless steel Inox Acciaio legato



**incl. 3x2,8 W** A++-A  
 3x170 lm, 2700 K  
 ✕ 100°  
 incl. ⚡ 12 VA  
 EAN4000870 935590  
**935.59 new**

Trafo/Power Supply ☐= 417-427 Accessories ☐= 411-416



**Micro Line LED**

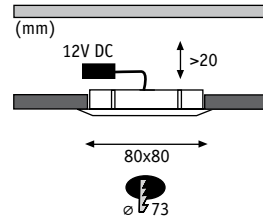
☒ Metal Metal Metallo

- ▶ Luminous colour adjustable with touch switch
- ▶ Colores de luz ajustables con interruptor táctil
- ▶ Colore della luce regolabile con interruttore touch

☞ Alu matt Aluminium mate Alluminio opaco



**incl. 3x2,6 W** A++-A  
 3x180 lm, 2700-6500 K  
 ∠ 100°  
 incl. 12 VA  
 EAN4000870 935606  
**935.60 new**



**Micro Line LED**

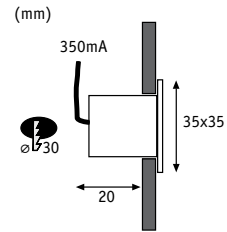
☒ Stainless steel Inox Acciaio legato

- ▶ Can be switched on and off with a proximity switch
- ▶ Encendido y apagado mediante sensor de proximidad
- ▶ Accensione e spegnimento con interruttore di prossimità

☞ Stainless steel Inox Acciaio legato



**incl. 3x3,6 W** A++-A  
 3x180 lm, 2700 K  
 ∠ 75°  
 incl. 12 VA  
 EAN4000870 935583  
**935.58 new**



**Micro Line Mini LED**

Alu Aluminio Alluminio

Chrome Cromo Cromo



**incl. 5x1 W** <math>A^{++}-A</math>


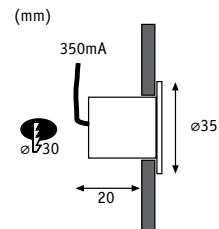
60 lm, 2700 K

$\sphericalangle$  75°, 45 cd

incl. 6 VA

EAN4000870 935507

**935.50**



**Micro Line Mini LED**

Alu Aluminio Alluminio

Chrome Cromo Cromo



**incl. 5x1 W** <math>A^{++}-A</math>

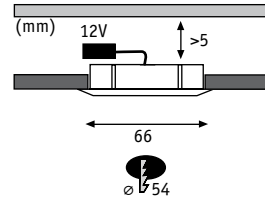
60 lm, 2700 K

$\sphericalangle$  75°, 45 cd

incl. 6 VA

EAN4000870 935514

**935.51**



**Micro Line LED**

☒ Metal Metal Metallo

🌀 White Blanco Bianco



**incl. 3×1 W** <A++-A  
34 lm, 2700 K

incl. ⚡ 3,6 VA  
EAN4000870 998151  
**998.15**

🌀 Brushed iron Acero Mate Ferro spazzolato



**incl. 3×1 W** <A++-A  
34 lm, 2700 K

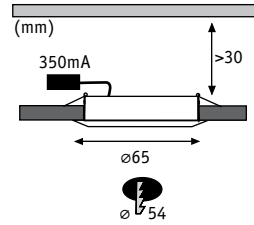
incl. ⚡ 3,6 VA  
EAN4000870 998120  
**998.12**

🌀 Chrome Cromo Cromo



**incl. 3×1 W** <A++-A  
34 lm, 2700 K

incl. ⚡ 3,6 VA  
EAN4000870 998144  
**998.14**



**Micro Line LED**

☒ Metal Metal Metallo

🌀 White Blanco Bianco



**incl. 1×4,5 W**

A++-A

305 lm, 2700 K  
 ✎ 180°  
 incl. ⚡ 6 VA  
 EAN4000870 935552  
**935.55** 📦

**incl. 3×4,5 W**

A++-A

305 lm, 2700 K  
 ✎ 180°  
 incl. ⚡ 12 VA  
 EAN4000870 935545  
**935.54**

🌀 Brushed iron Acero Mate Ferro spazzolato



**incl. 1×4,5 W**

A++-A

305 lm, 2700 K  
 ✎ 180°  
 incl. ⚡ 6 VA  
 EAN4000870 935569  
**935.56** 📦

**incl. 3×4,5 W**

A++-A

305 lm, 2700 K  
 ✎ 180°  
 incl. ⚡ 12 VA  
 EAN4000870 935538  
**935.53**

🌀 Chrome Cromo Cromo



**incl. 1×4,5 W**

A++-A

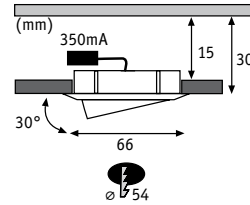
305 lm, 2700 K  
 ✎ 180°  
 incl. ⚡ 6 VA  
 EAN4000870 935576  
**935.57** 📦

**incl. 3×4,5 W**

A++-A

305 lm, 2700 K  
 ✎ 180°  
 incl. ⚡ 9 VA  
 EAN4000870 935521  
**935.52**





**Micro Line schwenkbar LED 230V**

☒ Metal Metal Metallo

🌀 White Blanco Bianco



**incl. 3×4,2 W** <A++-A  
3×320 lm, 2700 K

incl. ⚡ 13 VA  
EAN4000870 920916  
**920.91 new**

**incl. 1×4,2 W** <A++-A  
320 lm, 2700 K

incl. ⚡ 6,3 VA  
EAN4000870 920923  
**920.92 new**

🌀 Brushed iron Acero Mate Ferro spazzolato



**incl. 3×4,2 W** <A++-A  
3×320 lm, 2700 K

incl. ⚡ 13 VA  
EAN4000870 920893  
**920.89 new**

**incl. 1×4,2 W** <A++-A  
320 lm, 2700 K

incl. ⚡ 6,3 VA  
EAN4000870 920909  
**920.90 new**

🌀 Chrome Cromo Cromo

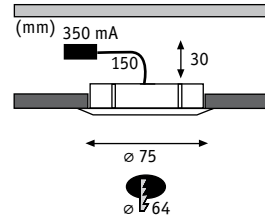


**incl. 3×4,2 W** <A++-A  
3×320 lm, 2700 K

incl. ⚡ 13 VA  
EAN4000870 920879  
**920.87 new**

**incl. 1×4,2 W** <A++-A  
320 lm, 2700 K

incl. ⚡ 6,3 VA  
EAN4000870 920886  
**920.88 new**



**Micro Line HighPower LED**

Alu Aluminio Alluminio

Chrome matt Cromo mate Cromo opaco


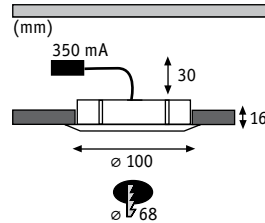


**incl. 3x3 W** A++-A  
 3000 K  
 ∠ 100°, 70 cd  
 incl. 10 VA  
 EAN4000870 935446  
**935.44**

Chrome matt Cromo mate Cromo opaco



**incl. 3x3 W** A++-A  
 6500 K  
 ∠ 100°, 70 cd  
 incl. 10 VA  
 EAN4000870 983515  
**983.51**



**Micro Line Deco LED**

Metal Metal Metallo

Chrome matt/Clear Cromo mate/Claro Cromo opaco/Chiaro



**incl. 1x3 W** A++-A  
 3000 K  
 ∠ 110°, 75 cd  
 incl. 3 VA  
 EAN4000870 935491  
**935.49**

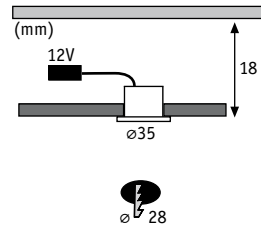
**incl. 3x3 W** A++-A  
 3000 K  
 ∠ 110°, 75 cd  
 incl. 10 VA  
 EAN4000870 935439  
**935.43**

Chrome matt/Clear Cromo mate/Claro Cromo opaco/Chiaro



**incl. 3x3 W** A++-A  
 6500 K  
 ∠ 110°, 75 cd  
 incl. 10 VA  
 EAN4000870 983522  
**983.52**

Trafo/Power Supply = 417-427   
 Accessories = 411-416



LED

Kg  
130

**Micro Line Mini LED**

Metal Metal Metallo

Brushed iron Acero Mate Ferro spazzolato

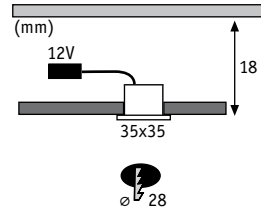


**incl. 5x0,4 W** A++-A  
5x20 lm, 2700 K  
∠ 90°  
incl. 3,6 VA  
EAN4000870 935866  
**935.86 new**

Brushed iron Acero Mate Ferro spazzolato



**incl. 5x0,4 W** A++-A  
5x20 lm, 6500 K  
∠ 90°  
incl. 3,6 VA  
EAN4000870 935880  
**935.88 new**



LED

Kg  
130

**Micro Line Mini LED**

Metal Metal Metallo

Brushed iron Acero Mate Ferro spazzolato




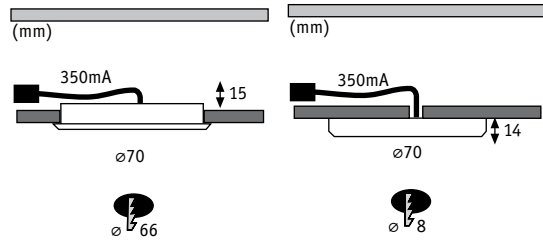
**incl. 5x0,4 W** A++-A  
5x20 lm, 2700 K  
∠ 90°  
incl. 3,6 VA  
EAN4000870 935873  
**935.87 new**

Brushed iron Acero Mate Ferro spazzolato



**incl. 5x0,4 W** A++-A  
5x20 lm, 6500 K  
∠ 90°  
incl. 3,6 VA  
EAN4000870 935897  
**935.89 new**

**Trafo/Power Supply** = 417-427  
 **Accessories** = 411-416



**Micro Line LED Plane**

☒ Metal Metal Metallo

☞ White Blanco Bianco

**incl. 1×3 W** ◀ A++-A  
235 lm, 2700 K  
☞ 120°, 72 cd

EAN4000870 925867  
**925.86** 📦



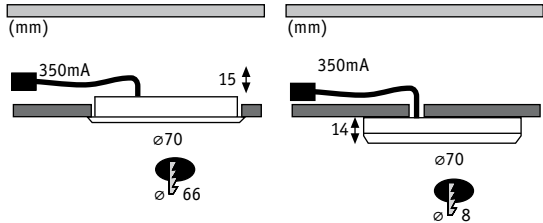
☞ Alu Aluminium Alluminio

**incl. 1×3 W** ◀ A++-A  
235 lm, 2700 K  
☞ 120°, 72 cd

EAN4000870 925874  
**925.87** 📦



**incl. 3×3 W** ◀ A++-A  
235 lm, 2700 K  
☞ 120°  
incl. ⚡ 12 VA  
EAN4000870 935460  
**935.46**



**Micro Line LED Platy**

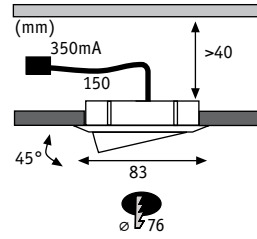
☒ Metal Metal Metallo

☞ Alu Aluminium Alluminio

**incl. 3×3 W** ◀ A++-A  
244 lm, 2700 K  
☞ 180°

incl. ⚡ 12 VA  
EAN4000870 935477  
**935.47**





**Micro Line Drilled Alu LED**

Alu Aluminium Alluminio

Aluminium rotated Aluminium torneado Alluminio tornito



**incl. 1×3 W**

A++-A

3000 K  
 <math>\sphericalangle</math> 30°, 613 cd  
 incl. 3 VA  
 EAN4000870 935422  
**935.42**

**incl. 3×3 W**

A++-A

3000 K  
 <math>\sphericalangle</math> 30°, 613 cd  
 incl. 10 VA  
 EAN4000870 935415  
**935.41**

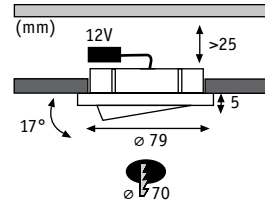


**Trafo/Power Supply** = 417-427



**Accessories** = 411-416





G4  
Q 831.17



**Micro Line IP44 Downlight**

Alu/Glass Aluminio/Cristal Alluminio/Vetro

- ▶ The splash guard (IP44) is ideal for use in damp rooms and near showers, sinks, etc.
- ▶ Al ser resistente a salpicaduras de agua (IP44), es ideal para el montaje en espacios húmedos, cerca de duchas, lavabos, etc.
- ▶ La protezione dagli spruzzi d'acqua (IP44) è ideale per l'impiego in ambienti umidi e nelle vicinanze di docce, vasche da bagno ecc.

White Blanco Bianco



**max. 20 W** A++-E **incl. 3x20 W, <C>** B-D  
3x290 lm, 2900 K

EAN4000870 985687  
**985.68**

incl. 60 VA  
EAN4000870 985694  
**985.69**

Brushed iron Acero Mate Ferro spazzolato



**max. 20 W** A++-E **incl. 3x20 W, <C>** B-D  
3x290 lm, 2900 K

EAN4000870 985700  
**985.70**

incl. 60 VA  
EAN4000870 985717  
**985.71**



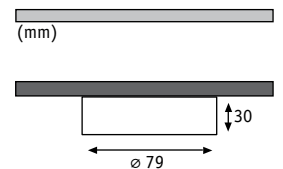
**Micro Line**

Metal Metal Metallo

White Blanco Bianco



EAN4000870 985748  
**985.74**

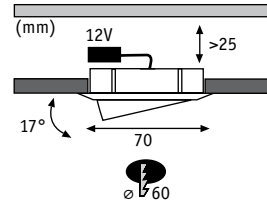


Brushed iron Acero Mate Ferro spazzolato



EAN4000870 985755  
**985.75**

Trafo/Power Supply □= 417-427 Accessories □= 411-416



G4  
 800.22 16W  
 831.17 20W



**Micro Line Dress**

Alu Aluminio Alluminio

White Blanco Bianco



<b>max. 20 W</b>	A++-E	<b>incl. 3×20 W,</b> C B-D	<b>incl. 5×20 W,</b> C B-D
		3×290 lm, 2900 K	5×290 lm, 2900 K
		incl. 60 VA	incl. 105 VA
EAN4000870 935286		EAN4000870 935231	EAN4000870 935187
<b>935.28</b>		<b>935.23</b>	<b>935.18</b>

Brushed iron Acero Mate Ferro spazzolato


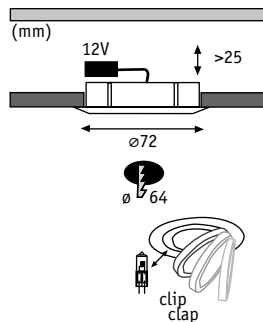


<b>max. 20 W</b>	A++-E	<b>incl. 3×20 W,</b> C B-D	<b>incl. 5×20 W,</b> C B-D
		3×290 lm, 2900 K	5×290 lm, 2900 K
		incl. 60 VA	incl. 105 VA
EAN4000870 935262		EAN4000870 935217	EAN4000870 935163
<b>935.26</b>		<b>935.21</b>	<b>935.16</b>

Chrome Cromo Cromo



<b>max. 20 W</b>	A++-E	<b>incl. 3×20 W,</b> C B-D	<b>incl. 5×20 W,</b> C B-D
		3×290 lm, 2900 K	5×290 lm, 2900 K
		incl. 60 VA	incl. 105 VA
EAN4000870 935255		EAN4000870 935200	EAN4000870 935156
<b>935.25</b>		<b>935.20</b>	<b>935.15</b>



**Micro Line Klipp Klapp**

☒ Metal/Glass Metal/Cristal Metallo/Vetro

🔗 White Blanco Bianco

**max. 1×20 W** < A++-E



EAN4000870 984666

**984.66** 📦

🔗 Brushed iron Acero Mate Ferro spazzolato

**max. 1×20 W** < A++-E



EAN4000870 984079

**984.07** 📦

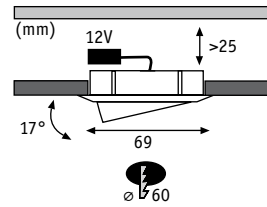
🔗 Chrome Cromo Cromo

**max. 1×20 W** < A++-E



EAN4000870 984024

**984.02** 📦



G4  
 ⚡ 831.15 10W  
 831.17 20W

**Micro Line Swivel**

☒ Metal/Glass Metal/Cristal Metallo/Vetro

🔗 Black Negro Nero

**max. 1×20 W** ⏪ A++-E



EAN4000870 984710  
**984.71** 🛒

🔗 White Blanco Bianco

**max. 1×20 W** ⏪ A++-E



EAN4000870 984734  
**984.73** 🛒

🔗 Brushed iron Acero Mate Ferro spazzolato

**max. 1×20 W** ⏪ A++-E



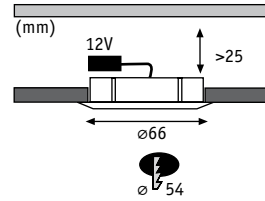
EAN4000870 984741  
**984.74** 🛒

🔗 Chrome Cromo Cromo

**max. 1×20 W** ⏪ A++-E



EAN4000870 984765  
**984.76** 🛒



G4  
 831.17 20W  
 831.15 10W



**Micro Line Structure**

☒ Metal/Glass Metal/Cristal Metallo/Vetro

🌀 White Blanco Bianco



**max. 1×20 W** < A++-E

EAN4000870 984321  
**984.32**

🌀 Brushed iron Acero Mate Ferro spazzolato



**max. 1×20 W** < A++-E

EAN4000870 984499  
**984.49**

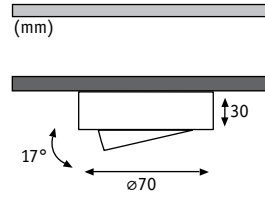
🌀 Chrome Cromo Cromo



**max. 1×20 W** < A++-E

EAN4000870 984628  
**984.62**





G4  
 800.22 16W  
 831.17 20W



**Micro Line Dress**

Alu Aluminio Alluminio

White Blanco Bianco



**max. 20 W** A++-E

EAN4000870 935149  
**935.14**

Brushed iron Acero Mate Ferro spazzolato



**max. 20 W** A++-E

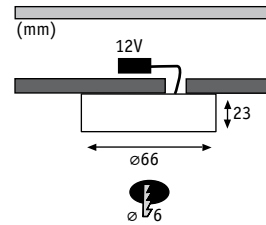
EAN4000870 935125  
**935.12**

Chrome Cromo Cromo



**max. 20 W** A++-E

EAN4000870 935118  
**935.11**



G4  
 831.15 10W  
 831.17 20W



**Micro Line 12V**

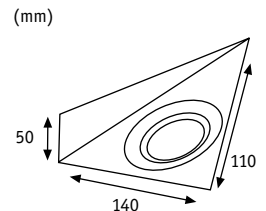

☒ Metal Metal Metallo

☞ Brushed iron Acero Mate Ferro spazzolato



**incl. 3×20 W**, ☐ C ☐ B-D  
 3×290 lm, 2900 K

incl. ☐ 70 VA  
 EAN4000870 984291  
**984.29**



**Micro Line LED Triangle Sensor**

☒ Metal/Glass Metal/Cristal Metallo/Vetro


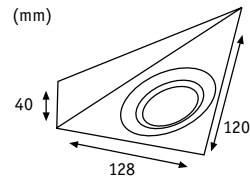

☞ Brushed iron Acero Mate Ferro spazzolato



**incl. 3×2,8 W** A++-A  
 3×170 lm, 2700 K  
 ✎ 100°

incl. ☐ 12 VA  
 EAN4000870 935729  
**935.72 new**

Trafo/Power Supply ☐= 417-427 ☐  
 Accessories ☐= 411-416 ☐



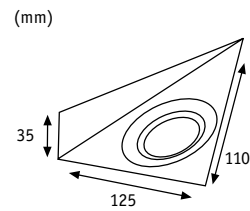
**Micro Line LED Triangle**

☒ Metal/Glass Metal/Cristal Metallo/Vetro


☞ Brushed iron Acero Mate Ferro spazzolato



**incl. 3×1 W** ◀ A++-A  
34 lm, 2700 K  
∠ 120°  
incl. ⚡ 12 VA  
EAN4000870 985182  
**985.18**



G4  
⚡ 831.17



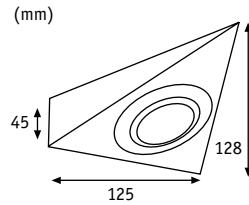
**Micro Line 12V G4 Triangle Sensor**

☒ Stainless steel/Glass Inox/Cristal Acciaio legato/Vetro

☞ Stainless steel Inox Acciaio legato



**incl. 3×20 W**, ◀ C ◀ B-D  
3×290 lm, 2900 K  
incl. ⚡ 60 VA  
EAN4000870 935002  
**935.00**




G4  
831.17



**Micro Line 12V G4 Triangle**

☒ Metal/Glass Metal/Cristal Metallo/Vetro

☞ Brushed iron Acero Mate Ferro spazzolato

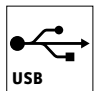
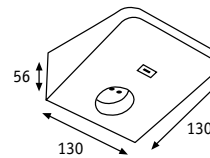


**incl. 3x20 W, C** B-D  
3x290 lm, 2900 K

incl. 60 VA  
EAN4000870 983980  
**983.98**



(mm) USB-Port 600mA 5V



**Micro Line Socket**

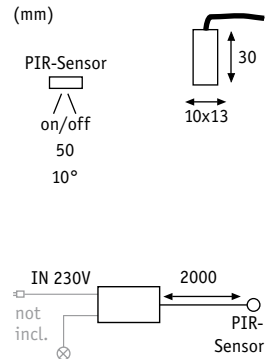
☒ Alu Aluminio Alluminio

☞ Brushed iron Acero Mate Ferro spazzolato

**max. 3500 W**



EAN4000870 935859  
**935.85 new**



### PIR-Sensor Aufbau

### Plastic Plástico Plastica

- |  |  |   |
|--|--|---|
| <ul style="list-style-type: none"> <li>▶ Proximity switch for switching on and off the LED stripes and other products</li> <li>▶ Max. 75 W (magnetic transformers)</li> <li>▶ Max. 60 W (electronic load)</li> <li>▶ Max. 250 W (light bulbs)</li> </ul> | <ul style="list-style-type: none"> <li>▶ Interruptor de proximidad para encender/apagar regletas LED-stripes y otros productos</li> <li>▶ Máx. 75 W (transformadores magnéticos)</li> <li>▶ Máx. 60 W (carga electrónica)</li> <li>▶ Máx. 250 W (lámparas incandescentes)</li> </ul> | <ul style="list-style-type: none"> <li>▶ Interruttori di prossimità per accensione/spengimento delle strisce di LED e di altri prodotti</li> <li>▶ Max. 75 W (trasformatori magnetici)</li> <li>▶ Max. 60 W (carico elettronico)</li> <li>▶ Max. 250 W (lampadine a incandescenza)</li> </ul> |
|--|--|---|

White Blanco Bianco



EAN4000870 935811

**935.81 new**

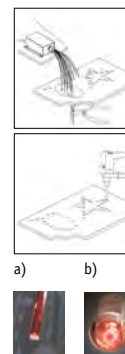
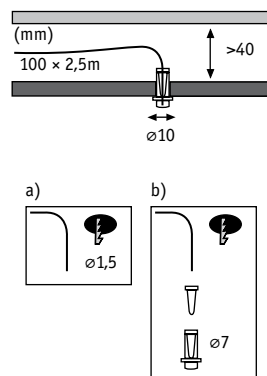





## Star Line

Starry sky Cielo estrellado Cielo stellato

Application areas: Living room, bathroom, kitchen Effect lighting	Ámbitos de aplicación: Salón, baño, cocina Iluminación con efecto	Impiego: Soggiorno, bagno, cucina Illuminazione d'effetto
► Creative design-possibilities	► Creativas posibilidades de diseño	► Possibilità di allestimenti creativi
► Minimum installation depth	► Mínima profundidad de instalación	► Minima profondità d'incasso
► Easy mounting thanks to plug-in connectors	► Montaje fácil con conector	► Facile montaggio con connettori a innesto



**SkyLight RGB**

Polycarbonate Policarbonato Policarbonato

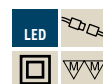
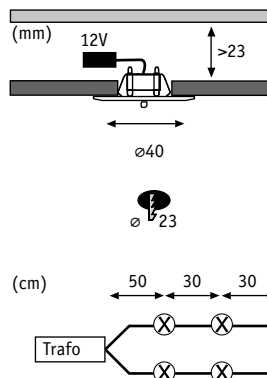
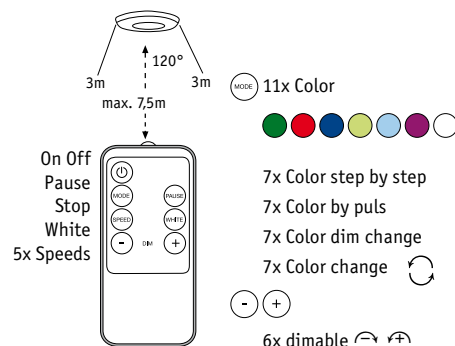
- ▶ Light fibre set with IR remote control:
- ▶ 100 light fibres.
- ▶ 5 speeds, 6 brightness settings, 4 RGB functions, 7 colours
- ▶ Kit de fibra óptica con mando a distancia por infrarrojos:
- ▶ 100 fibras
- ▶ 5 velocidades, 6 niveles de claridad, 4 funciones RGB, 7 colores
- ▶ Set di fibre luminose con telecomando a infrarossi:
- ▶ 100 fibre ottiche.
- ▶ 5 velocità, 6 livelli di luminosità, 4 funzioni RGB, 7 colori



Multicolor Multicolor Multicolore

incl. 1x3 W

incl. 3 VA  
EAN4000870 922095  
**922.09**



**Star Line LED**


Metal Metal Metallo



Chrome Cromo Cromo

incl. 10x0,25 W A++-A  
3000 K

incl. 7 VA  
EAN4000870 998106  
**998.10**

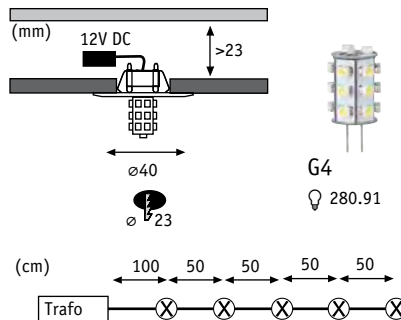


Brushed iron Acero Mate Ferro spazzolato

incl. 10x0,25 W A++-A  
3000 K

incl. 7 VA  
EAN4000870 998113  
**998.11**

Trafo/Power Supply = 417-427  
Accessories = 411-416



**Star Line LED**

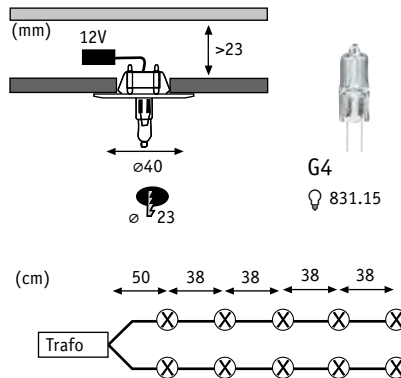
☒ Metal Metal Metallo



☞ Brushed iron Acero Mate Ferro spazzolato

**incl. 5×1 W, A<sup>++</sup>** A<sup>++</sup>-D  
5×85 lm, 3000 K

incl. ⚡ 7 VA  
EAN4000870 925454  
**925.45**



**Star Line 12V**

☒ Metal Metal Metallo

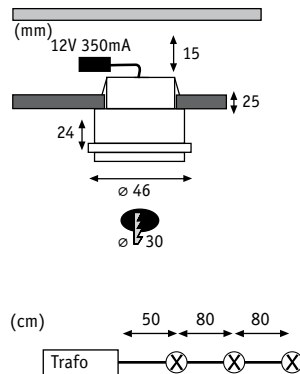


☞ Chrome Cromo Cromo

**incl. 10×10 W, C** B-D  
10×110 lm, 2900 K

incl. ⚡ 105 VA  
EAN4000870 985618  
**985.61**

Trafo/Power Supply ☐= 417-427 ⚡  
Accessories ☐= 411-416 ☐☐☐



**Star Line Step**

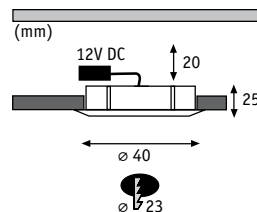
☒ Metal Metal Metallo



☞ Alu/Satin Aluminio/Satinada Alluminio/Satinato

**incl. 3x1 W** ⚡ A++-A  
50 lm, 3000 K

incl. ⚡ 3 VA  
EAN4000870 925447  
**925.44**



**Star Line Saturn RGB**

☒ Metal/Plastic Metal/Plástico Metallo/Plastica

- ▶ Saturn set with IR remote control
- ▶ 5 speeds, 6 brightness settings, 4 RGB functions, 7 colors
- ▶ Saturnset con mando a distancia de IR:
- ▶ 5 velocidades, 6 niveles de claridad, 4 funciones RGB, 7 colores
- ▶ Set Saturn con telecomando a infrarossi:
- ▶ 5 velocità, 6 livelli di luminosità, 4 funzioni RGB, 7 colori



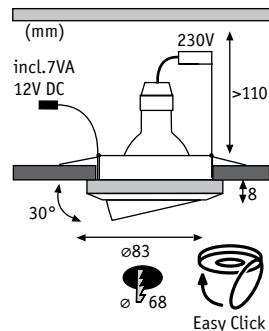
☞ Satin Satinada Satinato

**incl. 10x0,6 W**

incl. ⚡ 12 VA  
EAN4000870 988893  
**988.89**

⚡ **Trafo/Power Supply** ☒ = 417-427  
☒ **Accessories** ☒ = 411-416





GU10  
282.72



**Star Line LED Ring Set Shine**

Aluminium Zinc/Plastic Aluminio-zinc/Plástico Zinco-Alluminio/Plastica

Brushed iron Acero Mate Ferro spazzolato



incl. 3x4,5 W / 3x1 W, <A> <A++-A> <A+-E>

3x(230+50) lm, 2700 K

38°, 550 cd

incl. 7 VA

EAN4000870 938003

**938.00**

**Star Line LED Ring Shine**

Plastic Plástico Plastica

Warm white Blanco cálido Bianco caldo

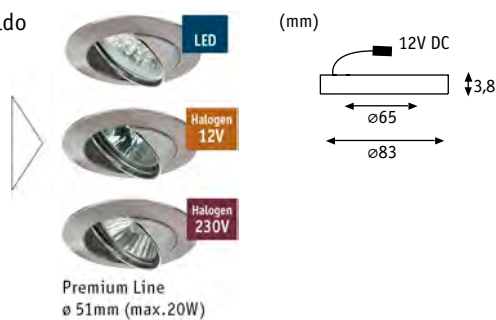


incl. 1x1 W

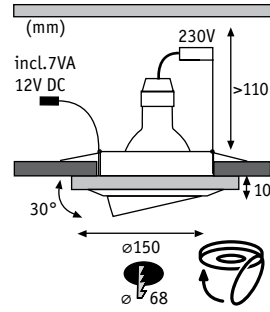
50 lm, 2700 K

EAN4000870 937983


**937.98**








GU10  
282.72



**Star Line LED Ring Set Shine**

Acryl Acrilico Acrilico



Transparent Trasparente Trasparente

incl. 3×4,5 W / 3×1 W, <A> <A++-A> <A+-E>

3×(230+50) lm, 2700 K

38°, 550 cd

incl. 7 VA

EAN4000870 938041

**938.04**

**Star Shine Dekor**

Acryl Acrilico Acrilico



Transparent Trasparente Trasparente

incl. 1×1 W


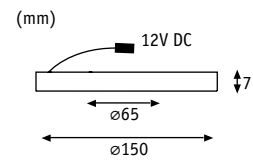
50 lm, 2700 K

EAN4000870 938034

**938.03**



Premium Line  
ø 51mm (max. 20W)



**Star Shine Dekor**

Acryl Acrilico Acrilico



Transparent Trasparente Trasparente

incl. 1×1 W


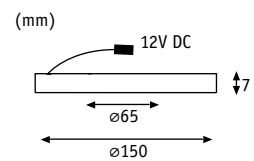
50 lm, 2700 K

EAN4000870 938027

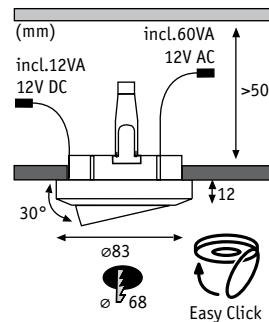
**938.02**



Premium Line  
ø 51mm (max. 20W)



Trafo/Power Supply 417-427  
Accessories 411-416



GU5,3  
832.44

**Star Line LED Ring Set**

Aluminium Zinc Aluminio-zinc Zinco-Alluminio



Brushed iron Acero Mate Ferro spazzolato

incl. 3x20 W / 3x1,5 W, <C> A+-A B-D

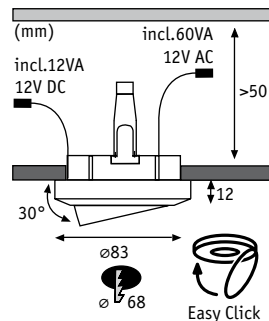
3x200 lm, 2700 K

38°, 700 cd

incl. 60+12 VA

EAN4000870 937327

**937.32**



GU5,3  
832.44

**Star Line LED Ring RGB Set**

Alu Aluminio Alluminio



Brushed iron Acero Mate Ferro spazzolato

incl. 3x20 W / 3x2 W, <B> A+-A B-D

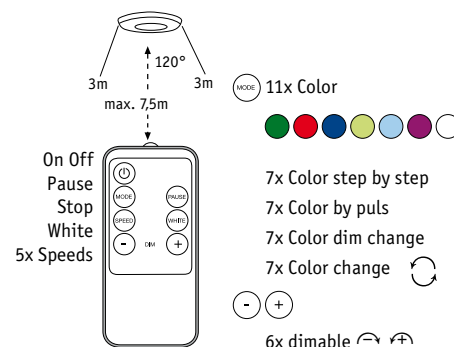
3x200 lm, 2900 K

38°, 700 cd

incl. 60+12 VA

EAN4000870 937600

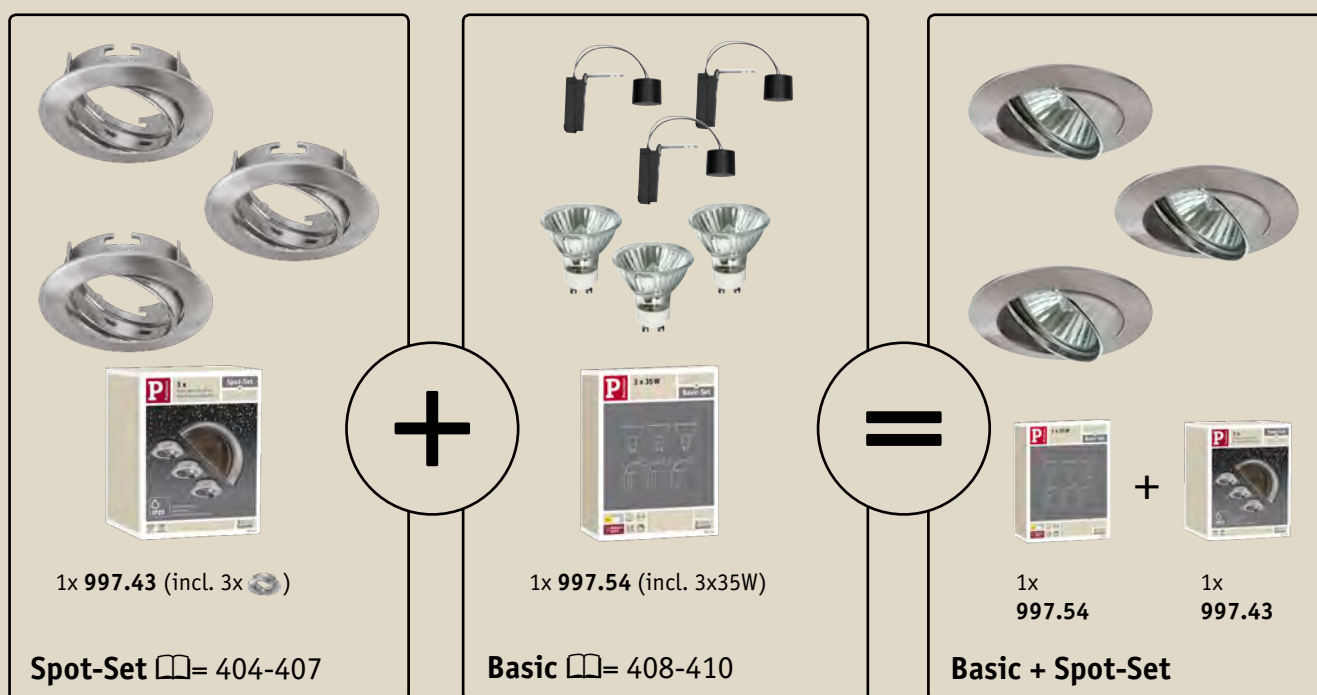
**937.60**



Trafo/Power Supply = 417-427  
Accessories = 411-416

*Combine them yourself! Everything is possible!*  
*¡Haga sus propias combinaciones! Todo es posible!*  
*Scegliete da soli le combinazioni! Tutto è possibile!*

- ▶ Unique competence on the smallest surface
- ▶ 4 technologies, 3 IP protective classes on one unit
- ▶ Proven, successful concept
  
- ▶ Extraordinaria competencia en la mínima superficie
- ▶ 4 técnicas, 3 clases de protección IP en una unidad
- ▶ Concepto probado y exitoso
  
- ▶ Una competenza straordinaria su una piccolissima superficie
- ▶ 4 tecniche, 3 gradi di protezione IP in una sola unità
- ▶ Concezione di successo e di provata efficacia



**Mounting rings**  
(Spot-Set)

**Aros de montaje**  
(Spot-Set)

**Anelli per montaggio**  
(Spot-Set)

**Choose your light**  
(Basic)

**Seleccione su luz**  
(Basic)

**Scegliete la vostra luce**  
(Basic)

**Install – plug together**

The custom light solution is ready  
And what is your taste in lighting?

**instalar - acoplar**

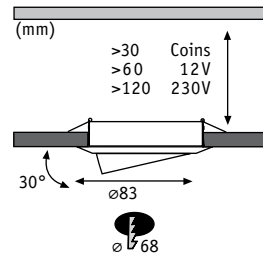
La solución lumínica individual está lista.

¿Y qué tipo de luz le gusta?

**Installare - assemblare**

La vostra soluzione di illuminazione è pronta!

Che gusti avete in fatto di luce?



Basic □= 408-410

**2Easy Spot-Set Premium**

Aluminium Zinc Aluminio-zinc Zinco-Alluminio

Black matt Negro mate Nero opaco



EAN4000870 925904  
**925.90**

White Blanco Bianco



EAN4000870 997420  
**997.42**

Brushed iron Acero Mate Ferro spazzolato



EAN4000870 997437  
**997.43**

Chrome Cromo Cromo

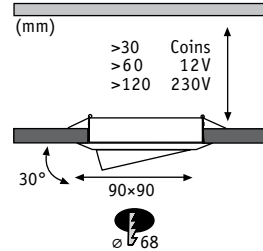


EAN4000870 997444  
**997.44**

Brushed brass Latón mateado Ottone spazzolato



EAN4000870 926178  
**926.17**



Basic □= 408-410

**2Easy Spot-Set Premium**

Aluminium Zinc Aluminio-zinc Zinco-Alluminio

Black matt Negro mate Nero opaco



EAN4000870 925935  
**925.93**

Matt white Blanco mate Bianco opaco



EAN4000870 925911  
**925.91**

Brushed iron Acero Mate Ferro spazzolato

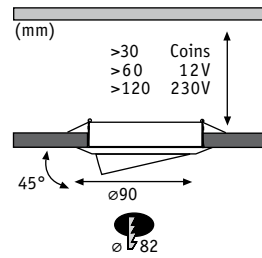


EAN4000870 925928  
**925.92**

Brushed brass Latón mateado Ottone spazzolato



EAN4000870 926161  
**926.16**



Basic □= 408-410

**2Easy Spot-Set Premium**

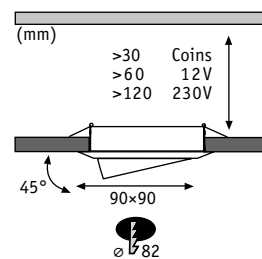
Alu Aluminium Alluminio

Aluminium rotated Aluminium torneado Alluminio tornito



EAN4000870 925942

**925.94**



Basic □= 408-410

**2Easy Spot-Set Premium**

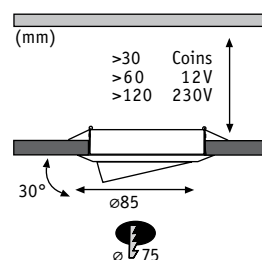
Alu Aluminium Alluminio

Brushed alu Aluminium mateado Alluminio spazzolato



EAN4000870 925959

**925.95**



Basic □= 408-410

**2Easy Spot-Set Premium**

Alu Aluminium Alluminio

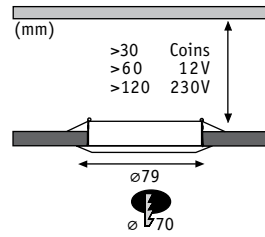
Aluminium rotated Aluminium torneado Alluminio tornito



EAN4000870 965283

**965.28**





Basic □ = 408-410

**2Easy Spot-Set Premium**

Aluminium Zinc Aluminio-zinc Zinco-Alluminio

White Blanco Bianco



EAN4000870 997390  
**997.39**

Brushed iron Acero Mate  
Ferro spazzolato

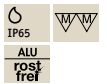
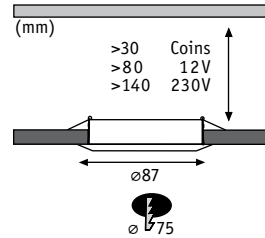


EAN4000870 997383  
**997.38**

Chrome Cromo Cromo



EAN4000870 997406  
**997.40**



Basic □ = 408-410

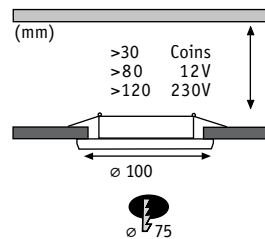
**2Easy Spot-Set Premium**

Aluminium Zinc Aluminio-zinc Zinco-Alluminio

Brushed iron Acero Mate Ferro spazzolato



EAN4000870 997475  
**997.47**



Basic □ = 408-410

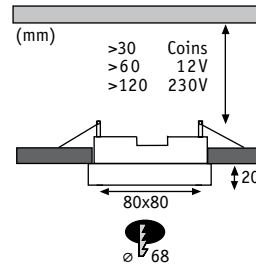
**2Easy Spot-Set Premium**

Glass/Stainless steel Cristal/Inox Vetro/Acciaio legato

Satin/Chrome Satinada/Cromo Satinato/Cromo



EAN4000870 965306  
**965.30**



Basic □= 408-410

**2Easy Spot-Set Premium**

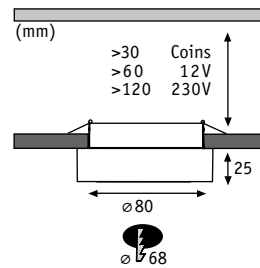
Glass Cristal Vetro

Clear Claro Chiaro



EAN4000870 925973

**925.97**



Basic □= 408-410

**2Easy Spot-Set Premium**

Glass Cristal Vetro

Clear Claro Chiaro



EAN4000870 925980

**925.98**

*Combine them yourself! Everything is possible!*  
*¡Haga sus propias combinaciones! Todo es posible!*  
*Scegliete da soli le combinazioni! Tutto è possibile!*



**2Easy Basic LED Coin 230V**

Plastic Plástico Plastica



Satin Satinada Satinato

**incl. 3×6,8 W**  
 3×430 lm, 2700 K  
 ✎ 160°



938.19

EAN4000870 938201

**938.20 new**

Spot-Set □= 404-407

**2Easy Basic LED Coin 230V**

Plastic Plástico Plastica



Clear Claro Chiaro

**incl. 3×6,8 W**  
 3×430 lm, 2700 K  
 ✎ 110°



938.17

EAN4000870 938188

**938.18 new**

Spot-Set □= 404-407

**2Easy Basic LED Coin 230V**

Plastic Plástico Plastica



Clear Claro Chiaro

**incl. 3×7 W**  
 3×410 lm, 2700 K  
 ✎ 110°



938.35

EAN4000870 938386

**938.38 new**

Spot-Set □= 404-407

**2Easy Basic LED Coin 230V**

Plastic Plástico Plastica



Satin Satinada Satinato

**incl. 3×7 W**  
 3×380 lm, 2700 K  
 ✎ 105°



938.36

EAN4000870 938393

**938.39 new**

Spot-Set □= 404-407

## 2Easy Basic LED 230V



☞ Daylight Luz día Luce giorno

**incl. 3×1 W**

3×35 lm, 6500 K  
 ✗ 20°, 170 cd

EAN4000870 997550  
**997.55**



GU10  
 ⚡ 280.11

☞ Warm white Blanco cálido Bianco caldo

**incl. 3×1 W**

3×35 lm, 3000 K  
 ✗ 20°, 150 cd

EAN4000870 965290  
**965.29**



GU10  
 ⚡ 280.48

☉☉☉ Spot-Set □= 404-407

## 2Easy Basic LED 230V



☞ Warm white Blanco cálido Bianco caldo

**incl. 3×3,5 W**

3×230 lm, 2700 K  
 ✗ 38°, 550 cd

EAN4000870 927946  
**927.94 new**



GU10  
 ⚡ 282.99

☉☉☉ Spot-Set □= 404-407

## 2Easy Basic LED 230V



☞ Warm white Blanco cálido Bianco caldo

**incl. 3×3,5 W**

3×140 lm, 3000 K  
 ✗ 25°, 560 cd

EAN4000870 926062  
**926.06**



GU10  
 ⚡ 281.53  
 ⚡ 280.56

☉☉☉ Spot-Set □= 404-407

## 2Easy Basic LED 230V



☞ Warm white Blanco cálido Bianco caldo

**incl. 3×8 W**


3×430 lm, 2700 K  
 ✗ 36°, 950 cd

EAN4000870 927953  
**927.95 new**



GU10  
 ⚡ 283.45

☉☉☉ Spot-Set □= 404-407



**2Easy Basic Halo+ 12V**



Warm white Blanco cálido  
Bianco caldo

**incl. 3×28 W**  
350 lm, 3000 K  
∠ 36°, 1097 cd  
incl. ~~105 VA~~  
EAN4000870 925898  
**925.89**



GX5,3  
800.47

**2Easy Basic Halogen 12V**

Warm white Blanco cálido  
Bianco caldo

**incl. 3×35 W**  
314 lm, 2900 K  
∠ 38°, 1100 cd  
incl. ~~105 VA~~  
EAN4000870 997499  
**997.49**



GX5,3  
832.45

Spot-Set □= 404-407

**2Easy Basic Halo+ 230V**



Warm white Blanco cálido  
Bianco caldo

**incl. 3×28 W**  
200 lm, 2900 K  
∠ 30°, 650 cd  
EAN4000870 926307  
**926.30**



GU10  
800.35

**2Easy Basic Halogen 230V**

Warm white Blanco cálido  
Bianco caldo

**incl. 3×35 W**  
173 lm, 2900 K  
∠ 30°, 700 cd  
EAN4000870 997543  
**997.54**



GU10  
836.34

Spot-Set □= 404-407





**Premium Line radio adapter plug 433MHz**  
**Adaptador por radio Premium Line Line 433MHz**  
**Adattatore via radio premium Line 433MHz**

max. 3500 W  
 230 V

∅110 ⇄52 ∇32 mm

EAN4000870 975497

975.49 new



- |   |   |  |
|---|---|--|
| <ul style="list-style-type: none"> <li>▶ On and off switch up to 3500 W</li> <li>▶ Up to 6 transmitters, self-learning</li> <li>▶ Easy group switching function</li> <li>▶ Socket with child safety mechanism</li> <li>▶ Range of up to 30 m</li> <li>▶ Standby &lt; 0.6 W</li> </ul> | <ul style="list-style-type: none"> <li>▶ Encendido y apagado hasta 3500 W</li> <li>▶ Hasta 6 emisores, sencilla autoprogramación</li> <li>▶ Sencilla función de conmutación por grupos</li> <li>▶ Toma eléctrica con seguro para niños</li> <li>▶ Tiene un alcance de hasta 30 m</li> <li>▶ Standby &lt; 0,6 W</li> </ul> | <ul style="list-style-type: none"> <li>▶ Accensione e spegnimento fino a 3500 W</li> <li>▶ Possibilità di uso di fino a 6 trasmettitori, semplice autoprogrammazione</li> <li>▶ Semplice funzione di commutazione di gruppo</li> <li>▶ Presa con sicurezza bambini</li> <li>▶ Portata fino a 30 m</li> <li>▶ Standby &lt; 0,6 W</li> </ul> |
|---|---|--|




**Premium line radio wall transmitter 433 MHz**  
**Emisor de pared por radio Premium line 433 MHz**

**Trasmittitore a parete via radio Premium line 433 MHz**

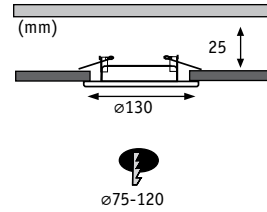
∅80 ⇄80 ∇17 mm

EAN4000870 975527

975.52 new



- |  |   |  |
|--|---|--|
| <ul style="list-style-type: none"> <li>▶ Use as many wall transmitters as you like, simultaneously</li> <li>▶ Affix with double-sided adhesive tape or screws to walls, glass, tiles or even furniture</li> <li>▶ Also transmits through walls and doors</li> <li>▶ Range of up to 30 m</li> <li>▶ Battery operated (1x A23 12V DC)</li> </ul> | <ul style="list-style-type: none"> <li>▶ Pueden emplearse simultáneamente tantos emisores de pared como se desee</li> <li>▶ Fijación en paredes, cristal, azulejos o incluso muebles mediante tornillos o cinta adhesiva por ambas caras</li> <li>▶ También transmite a través de paredes y puertas</li> <li>▶ Tiene un alcance de hasta 30 m</li> <li>▶ Funciona con pilas (1x A23 12 V DC)</li> </ul> | <ul style="list-style-type: none"> <li>▶ Possibilità di utilizzare contemporaneamente più trasmettitori a parete</li> <li>▶ Fissaggio con nastro biadesivo o viti su pareti, vetri, mattonelle o mobili</li> <li>▶ Trasmette anche attraverso pareti e porte</li> <li>▶ Portata fino a 30 m</li> <li>▶ Funzionamento a batteria (1x A23 12V DC)</li> </ul> |
|--|---|--|



**Downlight adapter**

☒ Metal Metal Metallo

- ▶ For 51 mm Premium and Quality fixed and swivelling and 35 mm Quality swivelling
  - ▶ For recessed lighting with an outside diameter > 76 mm
  - ▶ Shallow installation depth of only 25 mm
  - ▶ Diameter: 130 mm
- ▶ Premium y Quality de 51 mm en versión rígida y pivotable, Quality de 35 mm pivotable
  - ▶ Para lámparas empotrables de diámetro exterior >76 mm
  - ▶ Mínima profundidad de empotre de solo 25 mm
  - ▶ Diámetro: 130 mm
- ▶ Per Premium e Quality da 51 mm fissi e orientabili e Quality da 35 mm orientabili
  - ▶ Per faretti da incasso con diametro esterno di >76 mm
  - ▶ Profondità minima di incasso ridotta, di soli 25 mm
  - ▶ Diametro: 130 mm



🔗 White Blanco Bianco

**max. 50 W**

EAN4000870 925058

**925.05** 📄

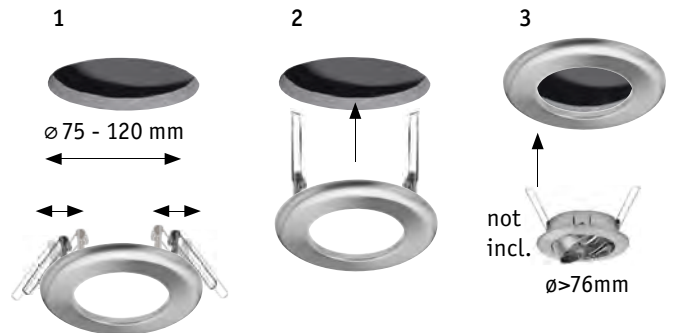


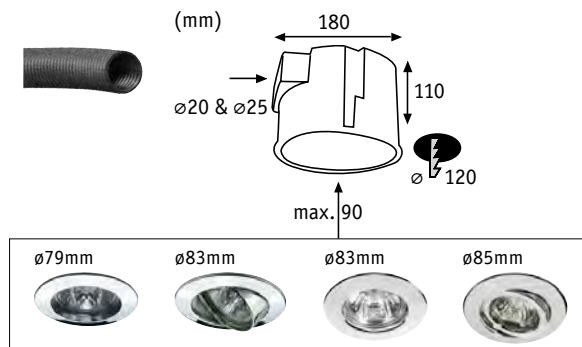
🔗 Brushed iron Acero Mate Ferro spazzolato

**max. 50 W**

EAN4000870 925065

**925.06** 📄





**Recessed fitting**  
**Carcasa incorporado**  
**Coppa da incasso**

Plastic Plástico Plastica

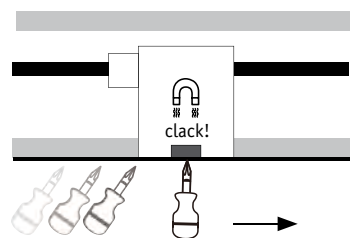
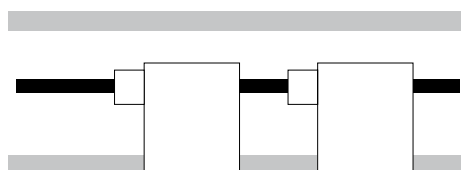
- |   |  |  |
|---|--|--|
| <ul style="list-style-type: none"> <li>▶ Air tight = suitable for blower door (0,21m<sup>3</sup>/(hxm)+-10%)</li> <li>▶ Connection for corrugated pipes 20 + 25 mm</li> <li>▶ Additional cable inlet</li> <li>▶ Transformer cut-out removable</li> <li>▶ Centre-point determination possible by magnet</li> <li>▶ Fire retardant, 850°C-tested</li> </ul> | <ul style="list-style-type: none"> <li>▶ Hermético = apto para puertas de ventilador (0,21m<sup>3</sup>/(hxm)+-10%)</li> <li>▶ Conexión para tubo ondulado 20 + 25 mm</li> <li>▶ Pasacables adicional</li> <li>▶ Sección de transformador desmontable</li> <li>▶ Permite determinar el punto central con imán</li> <li>▶ Ignífugo, probado a 850 °C</li> </ul> | <ul style="list-style-type: none"> <li>▶ A tenuta d'aria = adatto per blower door (0,21m<sup>3</sup>/(hxm)+-10%)</li> <li>▶ Collegamento per tubi ondulati 20 + 25 mm</li> <li>▶ Passacavo aggiuntivo</li> <li>▶ Sezione del trasformatore rimovibile</li> <li>▶ Possibilità di rilevamento del punto centrale con magnete</li> <li>▶ Resistenza al fuoco fino a 850 °C testata</li> </ul> |
|---|--|--|



Grey Gris Grigio

max. 35 W

EAN4000870 002506  
 250



**Magnet**

- |   |   |   |
|---|---|---|
| <ul style="list-style-type: none"> <li>▶ Set of 12 magnets for determining the centre point of recessed socket 250</li> <li>▶ The magnet is reusable</li> </ul> | <ul style="list-style-type: none"> <li>▶ Paquete de 12 imanes para determinación del centro de la caja empotrable 250</li> <li>▶ El imán es reutilizable</li> </ul> | <ul style="list-style-type: none"> <li>▶ Pacchetto da 12 magneti per l'individuazione del centro della scatola da incasso 250</li> <li>▶ Il magnete è riutilizzabile</li> </ul> |
|---|---|---|

12x



Magnet

EAN4000870 002513  
 251



**Recessed fitting**  
**Carcasa incorporado**  
**Coppa da incasso**

☒ Metal Metal Metallo

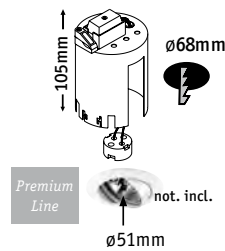
- ▶ A recessed fitting is the ideal supplement for any recessed light installation - simply attached to the recessed lighting, it protects, for instance, insulating materials.
- ▶ Halogen socket included
- ▶ Connection with the help of a junction box
- ▶ La cavidad de montaje es el complemento ideal para toda instalación de luces empotrables: basta con acoplarla a la luz empotrable y sirve de protección p.ej. de materiales aislantes.
- ▶ Casquillo de luz halógena incluido
- ▶ Conexión con ayuda de una caja de empalmes
- ▶ La coppa da incasso è l'accessorio ideale per ogni installazione di faretti a incasso - inflata semplicemente sul faretto, protegge ad esempio i materiali isolanti.
- ▶ Attacco lampadina alogena incluso
- ▶ Collegamento tramite scatola di collegamento



☒ Black Negro Nero

**max. 35 W**

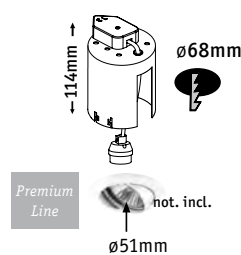
EAN4000870 002308  
**230**

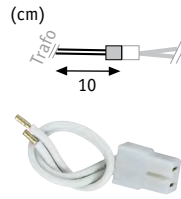


☒ Black Negro Nero

**max. 35 W**

EAN4000870 002360  
**236**





**Adapter for transformers with a clamp connection (2x1,5mm<sup>2</sup>)**  
**Adaptador para transformadores con conexión a presión (2x1,5mm<sup>2</sup>)**  
**Adattatore per trasformatore con collegamento a morsetti (2x1,5mm<sup>2</sup>)**

**12V, G4, GX5,3, GY6,35, GU5,3, GU4**

max. 1x50 W, G4 / GX5,3 / GY6,35

12 V

∅170 ⇔15 ∅15 mm

EAN4000870 002162

**216**

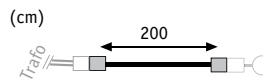
Halogen 12V

max. 1x150 W

Halogen 12V

EAN4000870 979853

**979.85**



**200cm (2x0,75mm<sup>2</sup>)**

max. 1x105 W

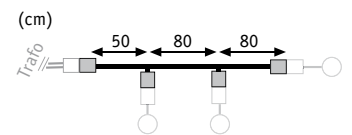
12 V

0,75 mm<sup>2</sup> ⇔2 m

EAN4000870 979839

**979.83**

Halogen 12V



**210cm (2x0,75mm<sup>2</sup>)**

max. 3x35 W

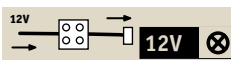
12 V

0,75 mm<sup>2</sup> ⇔2,10 m

EAN4000870 979730

**979.73**

Halogen 12V



**12V, G4, GX5,3, GY6,35, GU5,3, GU4**

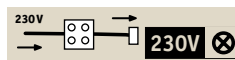
max. 1x75 W, G4 / GX5,3 / GY6,35

12 V

EAN4000870 021897

**218.9**

Halogen 12V



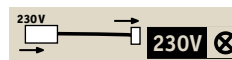
**230V GU, GZ10**

GZ10

230 V

EAN4000870 002179

**217**



**230V GU10 Box**

max. 50 W, GU10

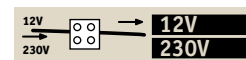
230 V

∅23 ⇔70 ∅35 mm

EAN4000870 938102

**938.10**

Halogen 230V



**3x Safety ceramic lustre clamp, 2,5mm<sup>2</sup>**

**3x Caja de conexión cerámica de seguridad, 2,5mm<sup>2</sup>**

**3x Morsetto di sicurezza in ceramica per lampada, 2,5mm<sup>2</sup>**

∅15 ⇔21 ∅17 mm

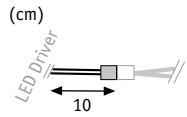
EAN4000870 006443

**977.759**



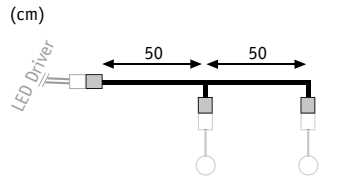
230V LED Driver → 350 mA max. 3A  
500 mA  
700 mA

for LED-Driver Disc  $\square=424$



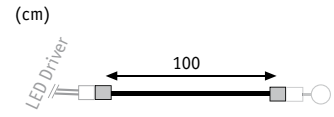
**Adapter JST 1x0,1m,  
350, 500, 700, 1000mA  
(2x0,5mm<sup>2</sup>)**

↔0,1 m  
EAN4000870 002285  
**228**



**Adapter JST 1x1m, 350, 500,  
700, 1000mA (2x0,5mm<sup>2</sup>)**

↔1 m  
EAN4000870 002292  
**229**



**Adapter JST 1x1m, 350, 500,  
700, 1000mA (2x0,5mm<sup>2</sup>)**

↔1 m  
EAN4000870 002339  
**233**



**Circlip (Plastic)**  
**Arandela de retención (Plástico)**  
**Anello elastico (Plastica)**



EAN4000870 000205  
**202000223**



EAN4000870 000212  
**202000224**



EAN4000870 000274  
**404001963**

**Circlip (Metal)**  
**Arandela de retención (Metal)**  
**Anello elastico (Metallo)**



ø35 mm  
EAN4000870 000267  
**404000753**



ø51 mm  
EAN4000870 000250  
**404000752**



ø35 mm  
EAN4000870 000243  
**404000126**



ø51 mm  
EAN4000870 000236  
**404000125**



3x  
ø35 mm  
EAN4000870 938058  
**938.05**



3x  
ø51 mm  
EAN4000870 937617  
**937.61**



3x  
ø35 mm  
EAN4000870 938065  
**938.06**



3x  
ø51 mm  
EAN4000870 937624  
**937.62**





**420** VDE Profi Trafo



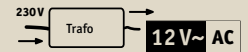
**426** LED Trafo



**427** Trafobox

*Lighting control / transformers*  
*Control de luz / Transformadores*  
*Controllo dell'illuminazione /*  
*Trasformatori*

**VDE Disc Transformer 230/12V**



- ▶ Disc transformers fit through round boreholes
- ▶ Can be dimmed with all dimmers (phases cut on/off)
- ▶ Los disc-trafos se encajan a través de agujeros circulares
- ▶ Regulable con todos los reguladores (de corte o inversión de fases)
- ▶ I trasformatori Disc si inseriscono in fori circolari
- ▶ Intensità regolabile con tutti i dimmer (a ritardo di fase e ad anticipo di fase)



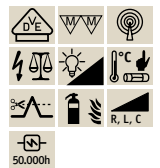
**230/12 V, 70 VA**

max. 20-70 W  
 ⌀23 ø55 mm  
 EAN4000870 977286  
**977.28**



**230/12 V, 105 VA**

max. 35-105 W  
 ⌀25 ø75 mm  
 EAN4000870 977293  
**977.29**



**VDE Disc Transformer 230/12V**

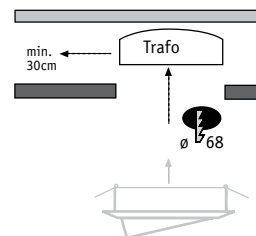


- ▶ Disc transformers fit through round boreholes
- ▶ Strain relief on primary and secondary side
- ▶ Ideal for premium EBL with 68 mm mounting hole diameter
- ▶ Can be dimmed with all dimmers (phases cut on/off)
- ▶ Los disc-trafos se encajan a través de agujeros circulares
- ▶ Dispositivo antiaflojamiento en los lados primario y secundario
- ▶ Ideal para luces empotradas Premium de 68 mm de diámetro de empotrado
- ▶ Regulable con todos los reguladores (de corte o inversión de fases)
- ▶ I trasformatori Disc si inseriscono in fori circolari
- ▶ Scarico della trazione su primario e secondario
- ▶ Ideale per luci da incasso Premium con diametro di incasso di 68 mm
- ▶ Intensità regolabile con tutti i dimmer (a ritardo di fase e ad anticipo di fase)



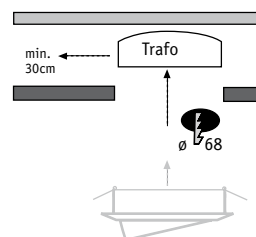
**230/12 V, 70 VA**

max. 20-70 W  
 ⌀41 ø68 mm  
 EAN4000870 977699  
**977.69**



**230/12 V, 105 VA**

max. 35-105 W  
 ⌀50 ø68 mm  
 EAN4000870 977682  
**977.68**



**VDE Mipro Transformer 230/12V**

- ▶ Mipro transformers are designed for compact dimensions; they fit in the smallest installation spaces
- ▶ Ideal for recessed luminaires
- ▶ Can be used at an ambient temperature of up to 50°
- ▶ Can be dimmed with all dimmers (phases cut on/off)
- ▶ Los mipro-trafos han sido diseñados para las menores dimensiones y caben en los espacios de montaje más reducidos
- ▶ Ideal para luces empotradas
- ▶ Utilizable hasta 50° de temperatura ambiente
- ▶ Regulable con todos los reguladores (de corte o inversión de fases)
- ▶ I trasformatori Mipro sono concepiti con dimensioni minime e possono essere montati in spazi ridottissimi
- ▶ Ideale per luci da incasso
- ▶ Per temperature ambiente fino a 50°
- ▶ Intensità regolabile con tutti i dimmer (a ritardo di fase e ad anticipo di fase)

**230/12V, 70 VA**

max. 20-70 W  
 ⌀23 ⇄36 ↗127 mm  
 EAN4000870 977514  
**977.51**

**230/12V, 80 VA**

max. 20-80 W  
 ⌀30 ⇄38 ↗137 mm  
 EAN4000870 977545  
**977.54**

**230/12V, 105 VA**

max. 35-105 W  
 ⌀30 ⇄38 ↗137 mm  
 EAN4000870 977538  
**977.53**

**VDE Flat Transformer 230/12V**

- ▶ Flat transformers have an installation height of only 22 mm
- ▶ Problem solver for slightly suspended ceilings
- ▶ Ideal for mirror and gallery lighting and in furniture
- ▶ Can be dimmed with all dimmers (phases cut on/off)
- ▶ Los flat-trafos sobresalen sólo 22 mm
- ▶ Exentos de problemas incluso en techos de baja altura
- ▶ Ideal para luces de espejos, galerías y muebles
- ▶ Regulable con todos los reguladores (de corte o inversión de fases)
- ▶ I trasformatori Flat hanno un'altezza di soli 22 mm
- ▶ Soluzione ai problemi di spazi ridotti nei controsoffitti
- ▶ Ideale per specchi, quadri e integrazione nei mobili
- ▶ Intensità regolabile con tutti i dimmer (a ritardo di fase e ad anticipo di fase)

**230/12V, 70 VA**

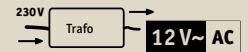
max. 20-70 W  
 ⌀24 ⇄50 ↗147 mm  
 EAN4000870 977811  
**977.81**

**230/12V, 105 VA**

max. 35-105 W  
 ⌀24 ⇄50 ↗147 mm  
 EAN4000870 977828  
**977.82**



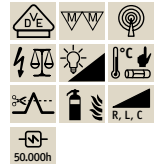
**VDE Profi Transformer 230/12V**



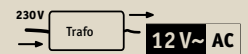
- |  |   |   |
|--|---|---|
| ▶ Can be used at an ambient temperature of up to 50° | ▶ Utilizable hasta 50° de temperatura ambiente                        | ▶ Per temperature ambiente fino a 50°   |
| ▶ Suitable for a low minimum load of 10 W            | ▶ Apto para baja carga mínima de 10W                                  | ▶ Adatto per carico minimo ridotto 10 W   |
| ▶ Can be dimmed with all dimmers (phases cut on/off) | ▶ Regulable con todos los reguladores (de corte o inversión de fases) | ▶ Intensità regolabile con tutti i dimmer (a ritardo di fase e ad anticipo di fase) |



**230/12V, 50 VA**  
 max. 10-50 W  
 ⌀19 ⇄36 ⇄77 mm  
 EAN4000870 977361  
**977.36**



**VDE Profi Transformer 230/12V**



- |  |   |   |
|--|---|---|
| ▶ Doubled primary connection for several transformers in a single switch | ▶ Doble conexión de primario para varios transformadores en un circuito | ▶ Doppia connessione primaria per più trasformatori in un circuito                  |
| ▶ Several secondary terminal pairs                                       | ▶ Varios pares de bornes de secundario                                  | ▶ Più coppie di morsetti per secondario   |
| ▶ Max. 50° ambient temperature   | ▶ Hasta 50° de temperatura ambiente                                     | ▶ Per temperature ambiente fino a 50°   |
| ▶ Suitable for NYM cable   | ▶ Aptos para cable NYM  | ▶ Adatto per cavi NYM   |
| ▶ Captive strain relief and cap  | ▶ Capuchón y dispositivo antiaflojamiento imperdible                    | ▶ Scarico della trazione e coperchio imperdibili                                    |
| ▶ Middle outlet  | ▶ Salida central  | ▶ Uscita centrale   |
| ▶ Can be dimmed with all dimmers (phases cut on/off)                     | ▶ Regulable con todos los reguladores (de corte o inversión de fases)   | ▶ Intensità regolabile con tutti i dimmer (a ritardo di fase e ad anticipo di fase) |



**230/12V, 80 VA**  
 max. 20-80 W  
 ⌀27 ⇄39 ⇄161 mm  
 EAN4000870 977712  
**977.71**

**230/12V, 105 VA**  
 max. 35-105 W  
 ⌀27 ⇄39 ⇄161 mm  
 EAN4000870 977019  
**977.01**



**230/12V, 150 VA**  
 max. 50-150 W  
 ⌀40 ⇄48 ⇄190 mm  
 EAN4000870 977156  
**977.15**



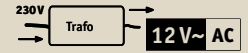
**230/12V, 200 VA**  
 max. 100-200 W  
 ⌀44 ⇄51 ⇄222 mm  
 EAN4000870 977200  
**977.20**

**230/12V, 250 VA**  
 max. 100-250 W  
 ⌀44 ⇄51 ⇄222 mm  
 EAN4000870 977255  
**977.25**





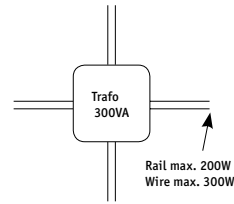
**Spice Transformer 230/12V**



- 🔗 Chrome matt   Metal
- 🔗 Cromo mate   Metal
- 🔗 Cromo opaco   Metallo



**230/12V, 300 VA**  
 max. 300 W  
 ⚡80 ⇄205 ↗205 mm  
 EAN4000870 972786  
**972.78**



**Toroidal Decorative Transformer 230/12V**



- 🔗 Chrome   Plastic
- 🔗 Cromo   Plástico
- 🔗 Cromo   Plastica



**230/12V, 80 VA**  
 max. 80 W  
 ⚡86 ø145 mm  
 EAN4000870 979327  
**979.32**

**230/12V, 105 VA**  
 max. 105 W  
 ⚡86 ø145 mm  
 EAN4000870 979419  
**979.41**



**230/12V, 150 VA**  
 max. 150 W  
 ⚡92 ø174 mm  
 EAN4000870 979433  
**979.43**

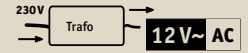


**230/12V, 200 VA**  
 max. 200 W  
 ⚡100 ø189 mm  
 EAN4000870 979457  
**979.45**

**230/12V, 300 VA**  
 max. 300 W  
 ⚡100 ø189 mm  
 EAN4000870 979464  
**979.46**



**Halo + LED Trafo 230/12V AC**



- |   |   |  |
|---|---|--|
| ▶ For halogen and LED                             | ▶ Para halógeno y LED                                     | ▶ Per Halogen e LED  |
| ▶ No minimum load                                 | ▶ Sin carga mínima  | ▶ Senza carico minimo                                      |
| ▶ Max. 40 W LED / max. 65 W halogen 12 V AC       | ▶ Máx. 40 W LED / Máx. 65 W halógenos 12 V AC             | ▶ Max. 40 W LED / Max. 65 W Halogen 12 V AC                |
| ▶ Can be dimmed with reverse phase control dimmer | ▶ Intensidad regulable con reguladores de sección de fase | ▶ Intensità regolabile con dimmer a fase interrotta finale |



**230/12V, 65 VA**

max. 0-65 / LED 0-40 W  
 ⌀19 ⇄40 ⌀123 mm  
 EAN4000870 977675  
**977.67**



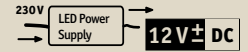
LED □ = 429-432  
 max. 40W



12V □ = 468-472  
 max. 65W



**Power Supply 230/12V DC**



- |   |                               |   |
|---|-------------------------------|---|
| ▶ For a wide range of system applications | ▶ Para múltiples aplicaciones | ▶ Per numerose soluzioni del sistema yourLED                |
| ▶ For YourLED and YourLED ECO             | ▶ Para YourLED y YourLED ECO  | ▶ Particolarmente indicato per l'impiego in ambienti umidi. |
|   |                               | ▶ Per YourLED e YourLED ECO                                 |

for Stripe  
 □ = 194



for YourLED  
 DecoBeam  
 □ = 216



**230/12V, 15 VA**

max. 15 W  
 ⌀18 ⇄125 ⌀40 mm  
 EAN4000870 701997  
**701.99**

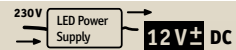


**230/12V, 48 VA**


max. 48 W  
 ⌀40 ⇄135 ⌀55 mm  
 EAN4000870 702000  
**702.00**



**Power Supply 60W 230/12V DC IP65**



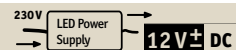
- ▶ For a wide range of system applications For YourLED and YourLED ECO
- ▶ Especially suitable for use in damp rooms.
- ▶ Para múltiples aplicaciones Para YourLED y YourLED ECO
- ▶ Especialmente indicado para espacios húmedos
- ▶ Per numerose soluzioni del sistema yourLED Particolarmente indicato per l'impiego in ambienti umidi. Per YourLED e YourLED ECO
- ▶ Particolarmente indicato per l'impiego in ambienti umidi.



**230/12V, 60 VA**  
max. 60 W  
⌀40 ↔225 ⌀60 mm  
EAN4000870 702017  
**702.01**



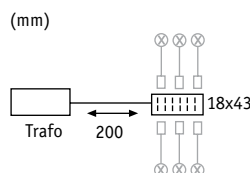
**LED Power Supply 12W 230/12V DC**



- ▶ Specially designed for LED operation
- ▶ 230 V 50 Hz / 12 V DC
- ▶ Han sido específicamente diseñadas para el funcionamiento con LEDs
- ▶ 230 V 50 Hz / 12 V DC
- ▶ Concepiti appositamente per il funzionamento di LED
- ▶ 230 V 50 Hz / 12 V DC

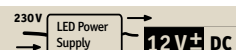


**230/12V, 12 VA**  
max. 12 W  
⌀19 ↔39 ⌀122 mm  
EAN4000870 987544  
**987.54**



max. 30x <b>987.72</b>	max. 12x (6x) <b>987.91 987.56</b> <b>937.01</b>	max. 8x <b>988.87 988.63</b>

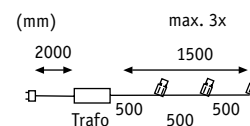
**LED Driver 350mA const. 10W max. 35V DC**



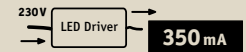
- ▶ Driver are specially designed for LED operation
- ▶ 350 mA constant current
- ▶ Las controladoras han sido específicamente diseñadas para el funcionamiento con LEDs
- ▶ 350 mA de corriente constante
- ▶ Driver concepiti appositamente per il funzionamento di LED
- ▶ Corrente costante a 350 mA



**230V, 10VA**  
max. 10 W  
⌀30 ↔50 ⌀110 mm  
EAN4000870 975381  
**975.38**



**LED-Driver Disc 350mA 9W max. 34V DC**



- ▶ Driver are specially designed for LED operation
- ▶ 350 mA constant current

- ▶ Las controladoras han sido específicamente diseñadas para el funcionamiento con LEDs
- ▶ 350 mA de corriente constante

- ▶ Driver concepiti appositamente per il funzionamento di LED
- ▶ Corrente costante a 350 mA

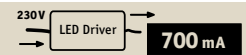


**230V, 9 VA**

max. 9 W  
 ⌀24 ø52 mm  
 EAN4000870 977385  
**977.38**



**LED-Driver Disc 700mA 12W max. 16V**



- ▶ Driver are specially designed for LED operation
- ▶ 700 mA constant current

- ▶ Las controladoras han sido específicamente diseñadas para el funcionamiento con LEDs
- ▶ 700 mA de corriente constante

- ▶ Driver concepiti appositamente per il funzionamento di LED
- ▶ Corrente costante a 700 mA



**230V, 12 VA**

max. 12 W  
 ⌀24 ø52 mm  
 EAN4000870 977378  
**977.37**



**LED Driver 700mA 3W max. 5V DC**



- ▶ Driver are specially designed for LED operation
- ▶ 700 mA constant current

- ▶ Las controladoras han sido específicamente diseñadas para el funcionamiento con LEDs
- ▶ 700 mA de corriente constante

- ▶ Driver concepiti appositamente per il funzionamento di LED
- ▶ Corrente costante a 700 mA

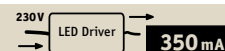


**230V, 3 VA**

max. 3 W  
 ⌀22 ⇔28 ⌀38 mm  
 EAN4000870 977033  
**977.03**



## LED Driver dimmable 350 mA



- ▶ Driver are specially designed for LED operation
- ▶ 350 mA constant current
- ▶ Can be dimmed with all dimmers (phases cut on/off)
- ▶ Las controladoras han sido específicamente diseñadas para el funcionamiento con LEDs
- ▶ 350 mA de corriente constante
- ▶ Regulable con todos los reguladores (de corte o inversión de fases)
- ▶ Driver concepiti appositamente per il funzionamento di LED
- ▶ Corrente costante a 350 mA
- ▶ Intensità regolabile con tutti i dimmer (a ritardo di fase e ad anticipo di fase)



## 230V, 7-9 VA

max. 9 W  
 ⌀24 ⇄41 ↗119 mm  
 EAN4000870 977231  
**977.23** **new**

## 230V, 8-12 VA

max. 12 W  
 ⌀24 ⇄41 ↗119 mm  
 EAN4000870 977248  
**977.24** **new**

## 230V, 10-15 VA

max. 15 W  
 ⌀24 ⇄41 ↗119 mm  
 EAN4000870 977262  
**977.26** **new**

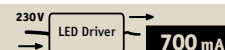


## 230V, 15-20 VA

max. 20 W  
 ⌀26 ⇄43 ↗143 mm  
 EAN4000870 977606  
**977.60** **new**



## LED Driver dimmable 700 mA



- ▶ Driver are specially designed for LED operation
- ▶ 700 mA constant current
- ▶ Can be dimmed with all dimmers (phases cut on/off)
- ▶ Las controladoras han sido específicamente diseñadas para el funcionamiento con LEDs
- ▶ 700 mA de corriente constante
- ▶ Regulable con todos los reguladores (de corte o inversión de fases)
- ▶ Driver concepiti appositamente per il funzionamento di LED
- ▶ Corrente costante a 700 mA
- ▶ Intensità regolabile con tutti i dimmer (a ritardo di fase e ad anticipo di fase)



## 230V, 7-9 VA

max. 9 W  
 ⌀24 ⇄41 ↗119 mm  
 EAN4000870 977279  
**977.27** **new**

## 230V, 9-12 VA

max. 12 W  
 ⌀24 ⇄41 ↗119 mm  
 EAN4000870 977392  
**977.39** **new**



## 230V, 13-18 VA

max. 18 W  
 ⌀26 ⇄43 ↗143 mm  
 EAN4000870 977347  
**977.34** **new**

## 230V, 18-25 VA

max. 25 W  
 ⌀26 ⇄43 ↗143 mm  
 EAN4000870 977330  
**977.33** **new**

## 230V, 21-30 VA

max. 30 W  
 ⌀26 ⇄43 ↗143 mm  
 EAN4000870 977323  
**977.32** **new**





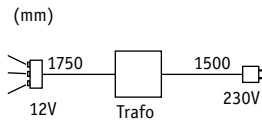
**LED Transformer IP44 230/12V AC**



- ▶ 230 V 50 Hz / 12 V AC 50 Hz
- ▶ Ideal for the outdoors, IP44
- ▶ 230 V 50 Hz / 12 V AC 50 Hz
- ▶ Ideal para exteriores, IP44
- ▶ 230 V 50 Hz / 12 V AC 50 Hz
- ▶ Ideale per gli esterni, IP44



**230/12V, 6 VA**  
 max. 6 W  
 ⌀50 ⇔70 ↗60 mm  
 EAN4000870 987599  
**987.59**



max. 6x <b>988.69</b>	max. 6x <b>988.71</b>	Connector <b>988.46</b>	max. 3x <b>988.77</b>	max. 3x <b>988.76</b>	<b>988.45</b>	<b>937.50</b>

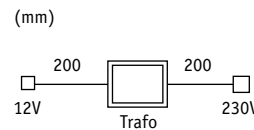
**LED Transformer 230/12V AC**



- ▶ 230 V 50 Hz / 12 V AC 50 Hz
- ▶ 230 V 50 Hz / 12 V AC 50 Hz
- ▶ 230 V 50 Hz / 12 V AC 50 Hz



**230/12V, 20 VA**  
 max. 20 W  
 ⌀53 ⇔58 ↗87 mm  
 EAN4000870 977590  
**977.59**



LED = 429-432



**Micro-fuses, triple pack**  
**Fusibles para baja intensidad, pack de 3 unidades**  
**Fusibili per deboli correnti, confezione da 3 pz.**



<b>1000 mA</b> ⌀5 ⇔20 mm EAN4000870 979198 <b>979.9919</b>	<b>1250 mA</b> ⌀5 ⇔20 mm EAN4000870 979129 <b>979.12</b>	<b>1600 mA</b> ⌀5 ⇔20 mm EAN4000870 979297 <b>979.9929</b>	<b>2000 mA</b> ⌀5 ⇔20 mm EAN4000870 979396 <b>979.9939</b>	<b>2500 mA</b> ⌀5 ⇔20 mm EAN4000870 007679 <b>979.9979</b>	<b>3150 mA</b> ⌀5 ⇔20 mm EAN4000870 006412 <b>979.9949</b>	<b>5000 mA</b> ⌀5 ⇔20 mm EAN4000870 006436 <b>979.9989</b>
---	---	---	---	---	---	---

## Trafobox

- 🌀 Black 📦 Alu
- 🌀 Negro 📦 Aluminio
- 🌀 Nero 📦 Alluminio

IP65



### Outdoorbox IP65

↑102 ↔146 ↗240 mm  
EAN4000870 988473  
**988.47**



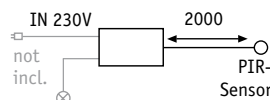

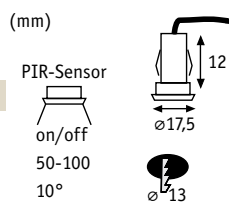
## PIR-Sensor 230V

- |  |  |   |
|--|--|---|
| <ul style="list-style-type: none"> <li>▶ Proximity switch for switching on and off the LED stripes and other products</li> <li>▶ Max. 75 W (magnetic transformers)</li> <li>▶ Max. 60 W (electronic load)</li> <li>▶ Max. 250 W (light bulbs)</li> </ul> | <ul style="list-style-type: none"> <li>▶ Interruptor de proximidad para encender/apagar regletas LED-stripes y otros productos</li> <li>▶ Máx. 75 W (transformadores magnéticos)</li> <li>▶ Máx. 60 W (carga electrónica)</li> <li>▶ Máx. 250 W (lámparas incandescentes)</li> </ul> | <ul style="list-style-type: none"> <li>▶ Interruttori di prossimità per accensione/spengimento delle strisce di LED e di altri prodotti</li> <li>▶ Max. 75 W (trasformatori magnetici)</li> <li>▶ Max. 60 W (carico elettronico)</li> <li>▶ Max. 250 W (lampadine a incandescenza)</li> </ul> |
|--|--|---|

- 🌀 White 📦 Plastic
- 🌀 Blanco 📦 Plástico
- 🌀 Bianco 📦 Plastica



**230V**  
max. 60 W  
↑19 ø17,5 ↔85 ↗36 mm  
EAN4000870 704516  
**704.51**



# LED bulbs

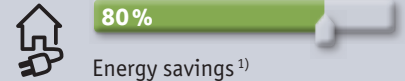
Medio de iluminación LED

Mezzi d'illuminazione a LED

- 429 LED 12V
- 433 LED 230V

## Paulmann EcoSystems


 LED

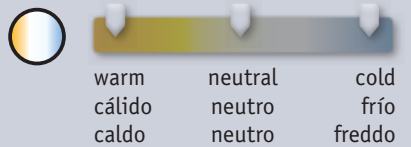


Energy savings<sup>1)</sup>  
Ahorro de energía<sup>1)</sup>  
Risparmio energetico<sup>1)</sup>

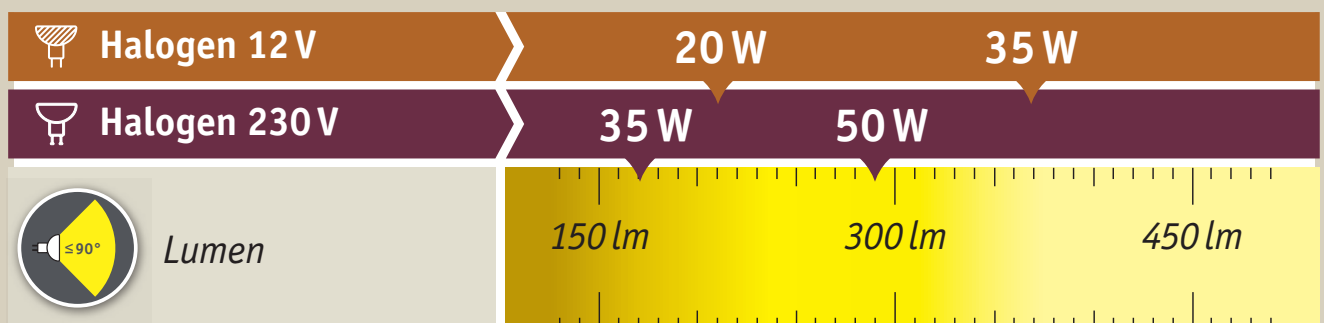
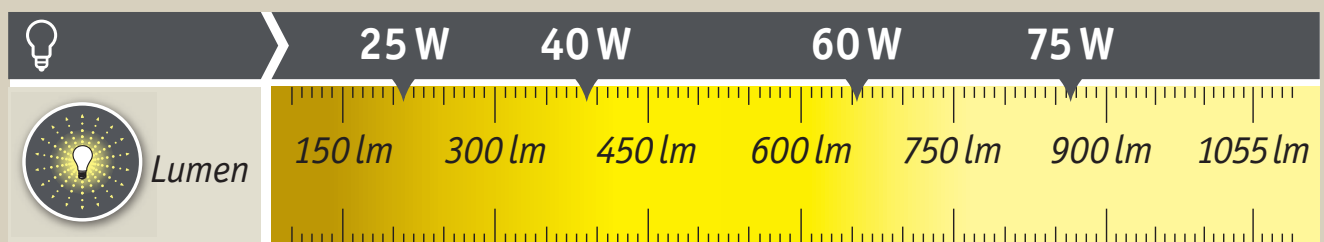


10.000 h – 25.000 h

 Dimming function is model specific  
Regulable según modelo  
Intensità regolabile a seconda del modello



LED brightness compared    Comparativa de la luminosidad del LED    Confronto della luminosità dei LED





## White Blanco Bianco

W	⊖	∅ mm	⇅ mm	◻	lm	cd	✂	K	⌚	ON/OFF	📦	EAN	☑	
1,3	G4	22	31	A++	90			2700	15.000	50000	10	4000870 282878	✓	282.87



## White Blanco Bianco

W	⊖	∅ mm	⇅ mm	◻	lm	cd	✂	K	⌚	ON/OFF	📦	EAN	☑	
2,5	G4	30	42	A+	180			2700	15.000	50000	10	4000870 282755	✓	282.75



## White Blanco Bianco

W	⊖	∅ mm	⇅ mm	◻	lm	cd	✂	K	⌚	ON/OFF	📦	EAN	☑	
1	G4	15	31	A++	85			3000	10.000	40000	10	4000870 280911	✓	280.91



## Clear Claro Chiaro

W	⊖	∅ mm	⇅ mm	◻	lm	cd	✂	K	⌚	ON/OFF	📦	EAN	☑	
2	G4	14	37	A+	140			2700	15.000	50000	10	4000870 283363	✓	new 283.36

S3 VA



## White Blanco Bianco

W	⊖	∅ mm	⇅ mm	◻	lm	cd	✂	K	⌚	ON/OFF	📦	EAN	☑	
2,5	G4	15	42	A+	170			2700	15.000	50000	10	4000870 282762	✓	282.76



## White Blanco Bianco

W	⊖	∅ mm	⇅ mm	◻	lm	cd	✂	K	⌚	ON/OFF	📦	EAN	☑	
2,5	GY6,35	15	38	A+	170			2700	15.000	50000	10	4000870 282779	✓	282.77



## Alu Aluminio Alluminio

W	⊖	∅ mm	⇅ mm	◁	lm /90°	cd	✂	K	⌚	ON/OFF	📦	EAN	☑	
4	GU4	35	40	A	200	550	30	2700	15.000	50000	10	4000870 282601	✓	282.60

S5 VA




Ice Blue



## Ice blue Ice blue Ice blue

W	⊖	∅ mm	⇅ mm	◁	lm /90°	cd	✂	K	⌚	ON/OFF	📦	EAN	☑	
2,5	GU4	35	40	A	100	320	30	20000	15.000	50000	10	4000870 282885	✓	new 282.88

S4 VA



Maxiflood

## Soft opal Softopal Opale tenue

W	⊖	∅ mm	⇅ mm	◁	lm	cd	✂	K	⌚	ON/OFF	📦	EAN	☑	
1,8	GU4	35	33	A+	100			2700	15.000	50000	10	4000870 283295	✓	new 283.29

S2 VA

## Alu Aluminio Alluminio



W	⊖	∅ mm	⇅ mm	◁	lm /90°	cd	✂	K	⌚	ON/OFF	📦	EAN	☑	
7,5	GU5,3	51	48	A	430	930	36	2700	25.000	50000	10	4000870 283479	✓	new 283.47

S8 VA

W	⊖	∅ mm	⇅ mm	◁	lm /90°	cd	✂	K	⌚	ON/OFF	📦	EAN	☑	
6,5	GU5,3	51	48	A	340	900	36	2700	25.000	50000	10	4000870 283462	✓	new 283.46

S7 VA

## Alu Aluminio Alluminio



W	⊖	∅ mm	⇅ mm	◁	lm /90°	cd	✂	K	⌚	ON/OFF	📦	EAN	☑	
7	GU5,3	51	48	A	420	1200	35	2700	25.000	50000	10	4000870 282564	✓	282.56

S8 VA

W	⊖	∅ mm	⇅ mm	◁	lm /90°	cd	✂	K	⌚	ON/OFF	📦	EAN	☑	
7	GU5,3	51	48	A	310	1000	35	2700	25.000	50000	10	4000870 282557	✓	282.55

S8 VA



## Alu Aluminio Alluminio

W	⊖	∅ mm	⇅ mm	◁	lm /90°	cd	✂	K	⌚	ON/OFF	📦	EAN	☑	
4	GU5,3	51	45	A+	230	500	38	2700	20.000	50000	7	4000870 283011	✓	new 283.01

S5,5 VA



Alu Aluminio Alluminio



W	⊖	∅ mm	⇅ mm	◻	lm /90°	cd	✕	K	⌚	ON/OFF	📦	EAN	✓	
5	GU5,3	51	52	A	220	1000	24	2700	20.000	50000	10	4000870 282366	✓	282.36
S7 VA														
8	GU5,3	51	52	A	434	1200	35	2700	20.000	50000	10	4000870 282373	✓	282.37
S9 VA														
8	GU5,3	51	52	A	470	1100	35	6500	20.000	50000	10	4000870 282489	✓	282.48
S9 VA														

Silver Plateada Argentato



W	⊖	∅ mm	⇅ mm	◻	lm /90°	cd	✕	K	⌚	ON/OFF	📦	EAN	✓	
1	GU5,3	51	45	A+	35	170	20	3000	10.000	10000	10	4000870 280492	✓	280.49
1	GU5,3	51	45	A+	35	170	20	6500	10.000	10000	10	4000870 280003	✓	280.00



Gold Light



Gold Oro Oro

W	⊖	∅ mm	⇅ mm	◻	lm /90°	cd	✕	K	⌚	ON/OFF	📦	EAN	✓	
5	GU5,3	51	48		150		30		15.000		10	4000870 281840	✓	281.84



Ice Blue



Ice blue Ice blue Ice blue

W	⊖	∅ mm	⇅ mm	◻	lm /90°	cd	✕	K	⌚	ON/OFF	📦	EAN	✓	
5,5	GU5,3	51	48		230		30		15.000		10	4000870 282151	✓	282.15



Soft opal Softopal Opale tenue



Maxiflood

W	⊖	∅ mm	⇅ mm	◻	lm	cd	✕	K	⌚	ON/OFF	📦	EAN	✓	
3	GU5,3	51	45	A+	220			2700	15.000	50000	10	4000870 283301	✓	new 283.30
S4 VA														



Red Rojo Rosso



W	⊖	∅ mm	↑ mm	⬠	lm	cd	✂	K	⌚	ON/OFF	📦	EAN	✓	
2,8	GU5,3	51	52		100		25		20.000		10	4000870 282496	✓	282.49

S4 VA



Green Verde Verde



W	⊖	∅ mm	↑ mm	⬠	lm	cd	✂	K	⌚	ON/OFF	📦	EAN	✓	
3,5	GU5,3	51	52		200		25		20.000		10	4000870 282519	✓	282.51

S4 VA



Blue Azul Blu



W	⊖	∅ mm	↑ mm	⬠	lm	cd	✂	K	⌚	ON/OFF	📦	EAN	✓	
3,5	GU5,3	51	52		40		25		20.000		10	4000870 282502	✓	282.50

S4 VA



Hexa

Silver Plateada Argentato

W	⊖	∅ mm	↑ mm	⬠	lm/120°	cd	✂	K	⌚	ON/OFF	📦	EAN	✓	
2	GU5,3	51	45	A	70	30	110	2700	15.000	100000	10	4000870 281383	✓	281.38

S2,5 VA



Quadro

Silver Plateada Argentato

W	⊖	∅ mm	↑ mm	⬠	lm/120°	cd	✂	K	⌚	ON/OFF	📦	EAN	✓	
1,5	GU5,3	37	45	A+	60	30	110	2700	15.000	50000	10	4000870 281376	✓	281.37

S2 VA



Hexa

Diamond Diamond Diamond

W	⊖	∅ mm	↑ mm	⬠	lm	cd	✂	K	⌚	ON/OFF	📦	EAN	✓	
3	GU5,3	45	50	A+	250			2700	15.000	50000	1	4000870 283264	✓	new 283.26

S4,5 VA



Quadro

Diamond Diamond Diamond

W	⊖	∅ mm	↑ mm	⬠	lm	cd	✂	K	⌚	ON/OFF	📦	EAN	✓	
3	GU5,3	37	50	A+	250			2700	15.000	50000	1	4000870 283257	✓	new 283.25

S4,5 VA





Clear Claro Chiaro

W	⊖	∅ mm	⇅ mm	◻	lm	cd	✂	K	⌚	ON/OFF	📦	EAN	☑	
1,5	G9	18	45	A++	100			2700	15.000	50000	10	4000870 281796	✓	281.79



Clear Claro Chiaro

W	⊖	∅ mm	⇅ mm	◻	lm	cd	✂	K	⌚	ON/OFF	📦	EAN	☑	
2x1,5	G9	14	46	A+	90			2700	25.000	50000	15	4000870 282892	✓	new 282.89
1,5	G9	14	46	A+	90			2700	25.000	50000	15	4000870 283424	✓	new 283.42



Clear Claro Chiaro

W	⊖	∅ mm	⇅ mm	◻	lm	cd	✂	K	⌚	ON/OFF	📦	EAN	☑	
2	G9	18	54	A++	180			2700	15.000	50000	10	4000870 282274	✓	282.27



Opal Opal Opale

W	⊖	∅ mm	⇅ mm	◻	lm	cd	✂	K	⌚	ON/OFF	📦	EAN	☑	
2x2,4	G9	18	54	A+	180			2700	25.000	50000	15	4000870 282908	✓	new 282.90
2,4	G9	18	54	A+	180			2700	25.000	50000	15	4000870 283431	✓	new 283.43



Clear Claro Chiaro

W	⊖	∅ mm	⇅ mm	◻	lm	cd	✂	K	⌚	ON/OFF	📦	EAN	☑	
2,2	G9	15	50	A++	200			2700	20.000	50000	10	4000870 283387	✓	new 283.38



Clear Claro Chiaro

W	⊖	∅ mm	⇅ mm	◻	lm	cd	✂	K	⌚	ON/OFF	📦	EAN	☑	
3	G9	30	75	A++	250			3000	15.000	50000	10	4000870 281123	✓	281.12



Clear Claro Chiaro

W	⊖	∅ mm	⇅ mm	◻	lm	cd	✂	K	⌚	ON/OFF	📦	EAN	☑	
3	GU10	30	70	A++	250			2700	15.000	100000	10	4000870 282243	✓	282.24



Satin Satinata Satinato

W	⊖	∅ mm	⇅ mm	◻	lm	cd	✂	K	⌚	ON/OFF	📦	EAN	☑	
5	GU10	30	125	A+	470			2700	15.000	50000	10	4000870 284186	✓	new 284.18

Deco Pipe

## Alu Aluminio Alluminio



W	⊖	∅ mm	⇅ mm	◻	lm/90°	cd	✂	K	⌚	ON/OFF		EAN	✓	
7	GU10	51	55	A	320	800	38	2700	25.000	50000	10	4000870 281963	✓	281.96
7	GU10	51	55	A+	430	1100	35	2700	25.000	50000	10	4000870 282069	✓	282.06
4	GU10	51	55	A	200	700	25	3000	25.000	100000	10	4000870 281444	✓	281.44

## Alu Aluminio Alluminio



W	⊖	∅ mm	⇅ mm	◻	lm/90°	cd	✂	K	⌚	ON/OFF		EAN	✓	
7	GU10	51	58	A	360	920	36	2700	25.000	50000	10	4000870 283448	✓	new 283.44
8	GU10	51	58	A	430	950	36	2700	25.000	50000	10	4000870 283455	✓	new 283.45

## Alu Aluminio Alluminio



W	⊖	∅ mm	⇅ mm	◻	lm/90°	cd	✂	K	⌚	ON/OFF		EAN	✓	
3,5	GU10	51	54	A+	230	550	38	2700	20.000	50000	7	4000870 282991	✓	new 282.99
6,5	GU10	51	54	A+	425	950	38	2700	20.000	50000	7	4000870 283004	✓	new 283.00

## Glass Cristal Vetro



W	⊖	∅ mm	⇅ mm	◻	lm/90°	cd	✂	K	⌚	ON/OFF		EAN	✓	
3,2	GU10	51	53	A+	230	500	36	2700	15.000	50000	10	4000870 284094	✓	new 284.09
5,3	GU10	51	53	A+	345	650	36	2700	15.000	50000	10	4000870 284100	✓	new 284.10



## Diamond Diamond Diamond




W	⊖	∅ mm	⇅ mm	◻	lm/90°	cd	✂	K	⌚	ON/OFF		EAN	✓	
3	GU10	51	52	A+	250	450	45	2700	15.000	50000	10	4000870 282854	✓	282.85

## Diamond Diamond Diamond



Long neck

W	⊖	∅ mm	⇅ mm	◻	lm/90°	cd	✂	K	⌚	ON/OFF		EAN	✓	
3	GU10	51	80	A+	250	450	45	2700	15.000	50000	10	4000870 283554	✓	new 283.55



Maxiflood

Soft opal Softopal Opale tenue

W	⊖	∅ mm	⇅ mm	◻	lm	cd	✂	K	⌚	ON/OFF	📦	EAN	☑	
3,5	GU10	51	53	A+	250			2700	15.000	50000	10	4000870 281871	✓	281.87



Maxiflood

Soft opal Softopal Opale tenue

W	⊖	∅ mm	⇅ mm	◻	lm	cd	✂	K	⌚	ON/OFF	📦	EAN	☑	
3,5	GU10	51	53	A+	250			2700	15.000	50000	10	4000870 282861	✓	282.86



Silver Plateada Argentato

W	⊖	∅ mm	⇅ mm	◻	lm/90°	cd	✂	K	⌚	ON/OFF	📦	EAN	☑	
1	GU10	51	55	A+	35	150	20	3000	10.000	10000	10	4000870 280485	✓	280.48

1	GU10	51	55	A+	35	170	20	6500	10.000	10000	10	4000870 280119	✓	280.11
---	------	----	----	----	----	-----	----	------	--------	-------	----	----------------	---	--------



Alu Aluminio Alluminio

W	⊖	∅ mm	⇅ mm	◻	lm/90°	cd	✂	K	⌚	ON/OFF	📦	EAN	☑	
7,5	GU10	51	57	A	430	1100	35	2700	20.000	50000	10	4000870 282335	✓	282.33

7,5	GU10	51	57	A+	470	1000	35	6500	20.000	50000	10	4000870 282465	✓	282.46
-----	------	----	----	----	-----	------	----	------	--------	-------	----	----------------	---	--------



Alu Aluminio Alluminio

W	⊖	∅ mm	⇅ mm	◻	lm/90°	cd	✂	K	⌚	ON/OFF	📦	EAN	☑	
3,5	GU10	51	53	A+	200	800	24	2700	20.000	50000	10	4000870 282199	✓	282.19



Alu Aluminio Alluminio

W	⊖	∅ mm	⇅ mm	◻	lm/120°	cd	✂	K	⌚	ON/OFF	📦	EAN	☑	
3	GU10	51	57	A+	135	65	100	2700	20.000	50000	10	4000870 282328	✓	282.32

3	GU10	51	56	A+	150	70	100	6500	20.000	50000	10	4000870 282472	✓	282.47
---	------	----	----	----	-----	----	-----	------	--------	-------	----	----------------	---	--------



Alu Aluminio Alluminio

W	⊖	∅ mm	⇅ mm	◻	lm/90°	cd	✂	K	⌚	ON/OFF	📦	EAN	☑	
4,5	GU10	51	53	A	230	550	38	2700	20.000	50000	10	4000870 282724	✓	282.72

4,5	GU10	51	53	A	230	550	38	4000	20.000	50000	10	4000870 282731	✓	282.73
-----	------	----	----	---	-----	-----	----	------	--------	-------	----	----------------	---	--------

4,5	GU10	51	53	A+	250	600	38	6500	20.000	50000	10	4000870 282748	✓	282.74
-----	------	----	----	----	-----	-----	----	------	--------	-------	----	----------------	---	--------



Gold  
Light

Gold Oro Oro



W	⊖	∅ mm	⇅ mm	◻	lm /90°	cd	✂	K	⌚	ON/OFF		EAN	☑	
5	GU10	50	57		170		30		15.000		10	4000870 281833	✓	281.83

Rosé  
Light

Rosé Rosada Rosato




W	⊖	∅ mm	⇅ mm	◻	lm /90°	cd	✂	K	⌚	ON/OFF		EAN	☑	
5	GU10	50	57		160		30		15.000		10	4000870 281864	✓	281.86

Ice  
Blue

Ice blue Ice blue Ice blue



W	⊖	∅ mm	⇅ mm	◻	lm /90°	cd	✂	K	⌚	ON/OFF		EAN	☑	
5	GU10	50	56		250		30		15.000		10	4000870 282144	✓	282.14

Black  
Light

Blacklight Luz negra Luce nera



W	⊖	∅ mm	⇅ mm	◻	lm /120°	cd	✂	K	⌚	ON/OFF		EAN	☑	
4,5	GU10	50	57				100		15.000		10	4000870 282168	✓	282.16



Red Rojo Rosso



W	⊖	∅ mm	⇅ mm	□	lm	cd	✂	K	⌚	ON/OFF	📦	EAN	✓	
2,8	GU10	51	53		100		25		20.000		10	4000870 282526	✓	282.52



Green Verde Verde



W	⊖	∅ mm	⇅ mm	□	lm	cd	✂	K	⌚	ON/OFF	📦	EAN	✓	
3,5	GU10	51	53		200		25		20.000		10	4000870 282540	✓	282.54



Blue Azul Blu



W	⊖	∅ mm	⇅ mm	□	lm	cd	✂	K	⌚	ON/OFF	📦	EAN	✓	
3,5	GU10	51	53		40		25		20.000		10	4000870 282533	✓	282.53



Red Rojo Rosso



W	⊖	∅ mm	⇅ mm	□	lm /90°	cd	✂	K	⌚	ON/OFF	📦	EAN	✓	
1	GU10	51	55		18		20		10.000		10	4000870 280072	✓	280.07



Yellow Amarillo Giallo



W	⊖	∅ mm	⇅ mm	□	lm /90°	cd	✂	K	⌚	ON/OFF	📦	EAN	✓	
1	GU10	51	52		21		20		10.000		10	4000870 280089	✓	280.08



Green Verde Verde



W	⊖	∅ mm	⇅ mm	□	lm	cd	✂	K	⌚	ON/OFF	📦	EAN	✓	
1	GU10	51	52		29		20		10.000		10	4000870 280096	✓	280.09



Blue Azul Blu



W	⊖	∅ mm	⇅ mm	□	lm /90°	cd	✂	K	⌚	ON/OFF	📦	EAN	✓	
1	GU10	51	52		18		20		10.000		10	4000870 280102	✓	280.10



Multicolor Multicolor Multicolore



W	⊖	∅ mm	⇅ mm	□	lm /90°	cd	✂	K	⌚	ON/OFF	📦	EAN	✓	
1	GU10	51	52				20		10.000		10	4000870 280133	✓	280.13



Alu Aluminio Alluminio

W	⊖	∅ mm	⇅ mm	□	lm /90°	cd	✂	K	⌚	ON/OFF	📦	EAN	✓	
11	GU10	110	80	A	590	1900	25	2700	20.000	50000	10	4000870 282847	✓	282.84

QPAR 111



Alu Aluminio Alluminio



W	⊖	∅ mm	⇅ mm	◁	lm /120°	cd	✂	K	⌚	ON/OFF	📦	EAN	☑	
7	GX53	75	42	A	350	136	120	3000	30.000	120000	8	4000870 281338	☑	281.33



Silver Plateada Argentato

W	⊖	∅ mm	⇅ mm	◁	lm /90°	cd	✂	K	⌚	ON/OFF	📦	EAN	☑	
6	E27	63	102	A	345	1500	24	2700	20.000	50000	6	4000870 282397	☑	282.39

R63



Grow light Luz de crecimiento Luce per piante



W	⊖	∅ mm	⇅ mm	◁	lm /90°	cd	✂	K	⌚	ON/OFF	📦	EAN	☑	
4,5	E27	63	102	A	180	700	30	4000	15.000	50000	6	4000870 283417	☑	new 283.41

R63 Plant light



Rosé Rosada Rosato




W	⊖	∅ mm	⇅ mm	◁	lm /90°	cd	✂	K	⌚	ON/OFF	📦	EAN	☑	
6	E27	63	103		180		30		15.000		6	4000870 281857	☑	281.85

R63



Blacklight Luz negra Luce nera



W	⊖	∅ mm	⇅ mm	◁	lm /120°	cd	✂	K	⌚	ON/OFF	📦	EAN	☑	
5	E27	63	102				100		15.000		6	4000870 282182	☑	282.18

R63



Silver Plateada Argentato

W	⊖	∅ mm	⇅ mm	◁	lm /90°	cd	✂	K	⌚	ON/OFF	📦	EAN	☑	
4,5	E14	50	85	A	225	800	24	2700	20.000	50000	8	4000870 282380	☑	282.38

R50



Opal Opal Opale



W	⊖	∅ mm	⇅ mm	◻	lm	cd	K	⌚	ON/OFF	📦	EAN	☑	
7	E27	60	111	A+	470		2000-3000	25.000	50000	6	4000870 282250	☑	282.25
11	E27	66	126	A+	806		2000-3000	25.000	50000	6	4000870 282267	☑	282.26

Warmdimm



Opal Opal Opale



W	⊖	∅ mm	⇅ mm	◻	lm	cd	⚡	K	⌚	ON/OFF	📦	EAN	☑	
6,5	E27	60	110	A+	470			2700	25.000	50000	6	4000870 282595	☑	282.59
11	E27	60	110	A+	806			2700	25.000	50000	6	4000870 282571	☑	282.57
11	E27	66	127	A+	806			6500	25.000	50000	6	4000870 282014	☑	282.01



Opal Opal Opale




W	⊖	∅ mm	⇅ mm	◻	lm	cd	⚡	K	⌚	ON/OFF	📦	EAN	☑	
6	E27	60	112	A+	470			2700	25.000	50000	10	4000870 283509	☑	new 283.50
10	E27	62	116	A+	806			2700	25.000	50000	10	4000870 283493	☑	new 283.49
10	E27	62	116	A+	806			6500	25.000	50000	10	4000870 283486	☑	new 283.48



Opal Opal Opale

W	⊖	∅ mm	⇅ mm	◻	lm	cd	⚡	K	⌚	ON/OFF	📦	EAN	☑	
6,5	E27	60	110	A+	470			2700	20.000	50000	6	4000870 282977	☑	new 282.97
9,5	E27	60	120	A+	806			2700	20.000	50000	6	4000870 282984	☑	new 282.98




Opal Opal Opale

W	⊖	∅ mm	⇅ mm	◻	lm	cd	⚡	K	⌚	ON/OFF	📦	EAN	☑	
7	E27	60	114	A+	470		360	2700	15.000	50000	10	4000870 282212	☑	282.21
10	E27	60	114	A+	806		360	2700	15.000	50000	10	4000870 282229	☑	282.22



## Opal Opal Opale

W	⊖	∅ mm	⇅ mm	◻	lm	cd	✂	K	⌚	ON/OFF		EAN	✓	
6,5	E27	60	110	A+	470			2700	20.000	50000	6	4000870 282281	✓	282.28
11	E27	60	110	A	806			2700	20.000	50000	6	4000870 282298	✓	282.29
7	E27	60	110	A+	470			6500	20.000	50000	6	4000870 282441	✓	282.44
11	E27	60	110	A+	806			6500	20.000	50000	6	4000870 282458	✓	282.45



## Opal Opal Opale

W	⊖	∅ mm	⇅ mm	◻	lm	cd	✂	K	⌚	ON/OFF		EAN	✓	
13	E27	60	117	A+	1521			2700	15.000	50000	1	4000870 283981	✓	new 283.98



## Clear Claro Chiaro

W	⊖	∅ mm	⇅ mm	◻	lm	cd	✂	K	⌚	ON/OFF		EAN	✓	
3	E27	55	94	A+	260			2700	15.000	50000	6	4000870 281888	✓	281.88



## Satin Satinada Satinato


W	⊖	∅ mm	⇅ mm	◻	lm	cd	✂	K	⌚	ON/OFF		EAN	✓	
3	E27	55	91	A+	250			2700	15.000	50000	6	4000870 282717	✓	282.71



## Satin Satinada Satinato

W	⊖	∅ mm	⇅ mm	◻	lm	cd	✂	K	⌚	ON/OFF		EAN	✓	
5	E27	60	110	A+	470			2700	15.000	50000	6	4000870 282786	✓	282.78





Gold Oro Oro



W	⊖	∅ mm	⇅ mm	◻	lm	cd	✂	K	⌚	ON/OFF		EAN	✓	
7	E27	60	112		230				15.000		6	4000870 281802	✓	281.80



Ice blue Ice blue Ice blue



W	⊖	∅ mm	⇅ mm	◻	lm	cd	✂	K	⌚	ON/OFF		EAN	✓	
7	E27	60	111		300				15.000		6	4000870 282137	✓	282.13



Blacklight Luz negra Luce nera



W	⊖	∅ mm	⇅ mm	◻	lm	cd	✂	K	⌚	ON/OFF		EAN	✓	
5	E27	60	110						15.000		6	4000870 282175	✓	282.17



Bluetooth Version 4.0 and higher  
Power consumption of speaker =  
max. 2 W

Versión Bluetooth 4.0 y superior  
Consumo de energía altavoz = máx.  
2W

Bluetooth Version 4.0 e superiore  
Potenza assorbita altoparlante =  
max. 2W



Opal Opal Opale

W	⚡	∅ mm	⇅ mm	◻	lm	cd	⚡	K	⌚	ON/OFF	📦	EAN	☑	new
5	E27	65	127	A*	370			2700	20.000	50000	10	4000870 283615	✓	283.61

Bluetooth® 2W

Bluetooth Version 4.0 and higher

Versión Bluetooth 4.0 y superior

Bluetooth Version 4.0 e superiore



Smartphone control:

- 16 000 000 colors incl. white
- Music mode
- Light alarm clock
- Auto effects
- Rolling colors
- Scenes

Bluetooth®  
SMART



Opal Opal Opale

W	⚡	∅ mm	⇅ mm	◻	lm	cd	⚡	K	⌚	ON/OFF	📦	EAN	☑	new
7	E27	60	112	A*	450			2700	20.000	50000	10	4000870 284087	✓	284.08

Smartbulb



Multicolor Multicolor Multicolore



W	⚡	∅ mm	⇅ mm	◻	lm	cd	⚡	K	⌚	ON/OFF	📦	EAN	☑	
5	E27	60	113						30.000	15000	6	4000870 280713	✓	280.71

*Decorative LED lamps – Filament and Full Glass Bulbs*  
*Decorativas lámparas LED – Filamento y ampolla de vidrio*  
*Lampadine LED decorative – Filamento e vetro pieno*



🔗 Clear Claro Chiaro

W	⊖	∅ mm	⇅ mm	◻	lm	cd	✂	K	⌚	ON/OFF	📦	EAN	☑	new
5	E27	60	104	A+	470			2700	15.000	50000	6	4000870 283783	☑	283.78
7,5	E27	60	104	A+	806			2700	15.000	50000	6	4000870 283776	☑	283.77



🔗 Opal Opal Opale

W	⊖	∅ mm	⇅ mm	◻	lm	cd	✂	K	⌚	ON/OFF	📦	EAN	☑	new
6	E27	60	108	A+	550			2700	20.000	50000	6	4000870 283318	☑	283.31



🔗 Opal Opal Opale

W	⊖	∅ mm	⇅ mm	◻	lm	cd	✂	K	⌚	ON/OFF	📦	EAN	☑	new
4,5	E27	55	93	A+	430			2700	20.000	50000	6	4000870 283325	☑	283.32



🔗 Gold Oro Oro

W	⊖	∅ mm	⇅ mm	◻	lm	cd	✂	K	⌚	ON/OFF	📦	EAN	☑	new
5	E27	60	104	A+	380			2500	15.000	50000	6	4000870 283745	☑	283.74
7,5	E27	60	104	A+	550			2500	15.000	50000	6	4000870 283738	☑	283.73



🔗 Crown mirror silver Cupula espejo plata Testina a specchio argentato

W	⊖	∅ mm	⇅ mm	◻	lm	cd	✂	K	⌚	ON/OFF	📦	EAN	☑	new
5	E27	60	104	A+	380			2700	15.000	50000	6	4000870 283769	☑	283.76
7,5	E27	60	104	A+	550			2700	15.000	50000	6	4000870 283752	☑	283.75



Opal Opal Opale



W	⊖	∅ mm	⇅ mm	◁	lm	cd	✂	K	⌚	ON/OFF	📦	EAN	☑	
5,5	E14	36	110	A+	470			2700	25.000	50000	10	4000870 283516	✓	new 283.51



Opal Opal Opale



W	⊖	∅ mm	⇅ mm	◁	lm	cd	✂	K	⌚	ON/OFF	📦	EAN	☑	
6,5	E14	36	104	A+	470			2700	25.000	50000	8	4000870 282083	✓	282.08



Opal Opal Opale

W	⊖	∅ mm	⇅ mm	◁	lm	cd	✂	K	⌚	ON/OFF	📦	EAN	☑	
4	E14	35	100	A+	250			2700	20.000	50000	8	4000870 282915	✓	new 282.91



Opal Opal Opale

W	⊖	∅ mm	⇅ mm	◁	lm	cd	✂	K	⌚	ON/OFF	📦	EAN	☑	
3,6	E14	35	101	A+	250			2700	20.000	50000	8	4000870 282342	✓	282.34



Opal Opal Opale

W	⊖	∅ mm	⇅ mm	◁	lm	cd	✂	K	⌚	ON/OFF	📦	EAN	☑	
6,5	E14	35	112	A+	470			2700	20.000	50000	8	4000870 282359	✓	282.35



Opal Opal Opale

W	⊖	∅ mm	⇅ mm	◁	lm	cd	✂	K	⌚	ON/OFF	📦	EAN	☑	
6	E14	38	112	A+	470			2700	20.000	50000	8	4000870 282922	✓	new 282.92



### Satin Satinada Satinato

W	⊖	∅ mm	⇅ mm	◻	lm	cd	✂	K	⌚	ON/OFF	📦	EAN	☑	
2,5	E14	35	105	A+	200			2700	15.000	50000	8	4000870 282663	☑	282.66
4	E14	35	105	A+	390			2700	15.000	50000	8	4000870 283202	☑	new 283.20



### Clear Claro Chiaro

W	⊖	∅ mm	⇅ mm	◻	lm	cd	✂	K	⌚	ON/OFF	📦	EAN	☑	
2,5	E14	35	105	A+	200			2700	15.000	50000	8	4000870 282618	☑	282.61
4	E14	35	105	A+	400			2700	15.000	50000	8	4000870 283158	☑	new 283.15



### Opal Opal Opale

W	⊖	∅ mm	⇅ mm	◻	lm	cd	✂	K	⌚	ON/OFF	📦	EAN	☑	
3,5	E14	35	102	A+	260			6500	15.000	50000	8	4000870 283400	☑	new 283.40



### Clear Claro Chiaro

W	⊖	∅ mm	⇅ mm	◻	lm	cd	✂	K	⌚	ON/OFF	📦	EAN	☑	
2,5	E14	35	105	A+	200			2700	15.000	15000	8	4000870 281727	☑	281.72
4	E14	35	105	A+	400			2700	15.000	50000	8	4000870 283080	☑	new 283.08



### Gold Oro Oro

W	⊖	∅ mm	⇅ mm	◻	lm	cd	✂	K	⌚	ON/OFF	📦	EAN	☑	
4	E14	35	104		130				15.000		8	4000870 281826	☑	281.82



Gold  
Light



### Gold Oro Oro

W	⊖	∅ mm	⇅ mm	◻	lm	cd	✂	K	⌚	ON/OFF	📦	EAN	☑	
2,5	E14	35	105		180			2600	15.000	15000	8	4000870 281734	☑	281.73
4	E14	35	105	A+	360			2700	15.000	50000	8	4000870 283097	☑	new 283.09







Gold kroko-ice Kroko - malla ambar Kraklè dorato



W	⊖	∅ mm	⇅ mm	◻	lm	cd	✂	K	⌚	ON/OFF	📦	EAN	☑	
2,5	E14	35	105		180			2600	15.000	15000	8	4000870 281741	✓	281.74
4	E14	35	105	A+	360			2700	15.000	50000	8	4000870 283103	✓	new 283.10



Clear Claro Chiaro



W	⊖	∅ mm	⇅ mm	◻	lm	cd	✂	K	⌚	ON/OFF	📦	EAN	☑	
2,5	E14	35	126	A+	200			2700	15.000	15000	8	4000870 281703	✓	281.70
4	E14	35	126	A++	400			2700	15.000	50000	8	4000870 283066	✓	new 283.06



Satin Satinada Satinato

W	⊖	∅ mm	⇅ mm	◻	lm	cd	✂	K	⌚	ON/OFF	📦	EAN	☑	
2,5	E14	35	126	A+	200			2700	15.000	15000	8	4000870 281710	✓	281.71
4	E14	35	126	A++	390			2700	15.000	50000	8	4000870 283073	✓	new 283.07



Clear Claro Chiaro

W	⊖	∅ mm	⇅ mm	◻	lm	cd	✂	K	⌚	ON/OFF	📦	EAN	☑	
2,5	E14	35	97	A+	250			2700	15.000	50000	10	4000870 283639	✓	new 283.63



Opal Opal Opale

W	⊖	∅ mm	⇅ mm	◻	lm	cd	✂	K	⌚	ON/OFF	📦	EAN	☑	
2,5	E14	35	97	A++	220			2700	20.000	50000	8	4000870 283356	✓	new 283.35



Satin Satinada Satinato

W	⊖	∅ mm	⇅ mm	◻	lm	cd	✂	K	⌚	ON/OFF	📦	EAN	☑	
2,5	E14	35	97	A+	250			2700	15.000	50000	10	4000870 283660	✓	new 283.66



Satin Satinada Satinato

W	⊖	∅ mm	⇅ mm	◻	lm	cd	✂	K	⌚	ON/OFF	📦	EAN	☑	new
2,5	E14	35	123	A+	250			2700	15.000	50000	10	4000870 283622	✓	283.62



Clear Claro Chiaro

W	⊖	∅ mm	⇅ mm	◻	lm	cd	✂	K	⌚	ON/OFF	📦	EAN	☑	new
2,5	E14	35	97	A+	250			2700	15.000	50000	10	4000870 283714	✓	283.71



Gold Oro Oro

W	⊖	∅ mm	⇅ mm	◻	lm	cd	✂	K	⌚	ON/OFF	📦	EAN	☑	new
2,5	E14	35	97	A+	220			2500	15.000	50000	10	4000870 283721	✓	283.72



Gold Oro Oro

W	⊖	∅ mm	⇅ mm	◻	lm	cd	✂	K	⌚	ON/OFF	📦	EAN	☑	new
2,5	E14	35	97	A+	220			2500	15.000	50000	10	4000870 283646	✓	283.64



Gold kroko-ice Kroko - malla ambar Kraklè dorato

W	⊖	∅ mm	⇅ mm	◻	lm	cd	✂	K	⌚	ON/OFF	📦	EAN	☑	new
2,5	E14	35	97	A+	220			2500	15.000	50000	10	4000870 283653	✓	283.65



Opal Opal Opale

W	⊖	∅ mm	⇅ mm	◻	lm	cd	✂	K	⌚	ON/OFF	📦	EAN	☑	new
5,5	E14	38	142	A+	470			2700	15.000	50000	8	4000870 283271	✓	283.27

W	⊖	∅ mm	⇅ mm	◻	lm	cd	✂	K	⌚	ON/OFF	📦	EAN	☑	new
5,5	E27	38	142	A+	470			2700	15.000	50000	8	4000870 283288	✓	283.28

Deco Pipe



Opal Opal Opale



W	⊖	∅ mm	⇅ mm	◁	lm	cd	⚡	K	⌚	ON/OFF	📦	EAN	☑	
9,5	E27	80	117	A+	806			2700	25.000	50000	6	4000870 283547	✓	new 283.54



Opal Opal Opale



W	⊖	∅ mm	⇅ mm	◁	lm	cd	⚡	K	⌚	ON/OFF	📦	EAN	☑	
12	E27	80	118	A	806			2700	25.000	50000	5	4000870 281925	✓	281.92



Opal Opal Opale

W	⊖	∅ mm	⇅ mm	◁	lm	cd	⚡	K	⌚	ON/OFF	📦	EAN	☑	
9	E27	80	118	A+	680			2700	20.000	50000	5	4000870 281970	✓	281.97



Opal Opal Opale

W	⊖	∅ mm	⇅ mm	◁	lm	cd	⚡	K	⌚	ON/OFF	📦	EAN	☑	
5	E27	80	118	A+	470			2700	15.000	50000	5	4000870 282809	✓	282.80



Satin Satinada Satinato

W	⊖	∅ mm	⇅ mm	◁	lm	cd	⚡	K	⌚	ON/OFF	📦	EAN	☑	
5	E27	80	118	A+	470			2700	15.000	50000	5	4000870 282793	✓	282.79



Opal Opal Opale

W	⊖	∅ mm	⇅ mm	◁	lm	cd	⚡	K	⌚	ON/OFF	📦	EAN	☑	
3,6	E27	60	99	A+	250			2700	20.000	50000	6	4000870 282304	✓	282.30
7	E27	60	99	A+	470			2700	20.000	50000	6	4000870 282311	✓	282.31




Opal Opal Opale

W	⊖	∅ mm	⇅ mm	◻	lm	cd	✂	K	⌚	ON/OFF	📦	EAN	☑	
4	E27	60	91	A+	370			2700	15.000	50000	6	4000870 283134	✓	new 283.13



Opal Opal Opale

W	⊖	∅ mm	⇅ mm	◻	lm	cd	✂	K	⌚	ON/OFF	📦	EAN	☑	
4	E14	60	97	A+	370			2700	15.000	50000	6	4000870 283141	✓	new 283.14



Satin Satinada Satinato

W	⊖	∅ mm	⇅ mm	◻	lm	cd	✂	K	⌚	ON/OFF	📦	EAN	☑	
2,5	E27	60	91	A+	200			2700	15.000	50000	6	4000870 282700	✓	282.70

4	E27	60	91	A++	390			2700	15.000	50000	6	4000870 283233	✓	new 283.23
---	-----	----	----	-----	-----	--	--	------	--------	-------	---	----------------	---	------------



Satin Satinada Satinato

W	⊖	∅ mm	⇅ mm	◻	lm	cd	✂	K	⌚	ON/OFF	📦	EAN	☑	
2,5	E14	60	97	A+	200			2700	15.000	50000	6	4000870 282694	✓	282.69

4	E14	60	97	A++	390			2700	15.000	50000	6	4000870 283240	✓	new 283.24
---	-----	----	----	-----	-----	--	--	------	--------	-------	---	----------------	---	------------



Clear Claro Chiaro

W	⊖	∅ mm	⇅ mm	◻	lm	cd	✂	K	⌚	ON/OFF	📦	EAN	☑	
2,5	E27	60	91	A+	200			2700	15.000	50000	8	4000870 282656	✓	282.65

4	E27	60	91	A++	400			2700	15.000	50000	6	4000870 283189	✓	new 283.18
---	-----	----	----	-----	-----	--	--	------	--------	-------	---	----------------	---	------------



Clear Claro Chiaro

W	⊖	∅ mm	⇅ mm	◻	lm	cd	✂	K	⌚	ON/OFF	📦	EAN	☑	
2,5	E14	60	97	A+	200			2700	15.000	50000	8	4000870 282649	✓	282.64

4	E14	60	97	A++	400			2700	15.000	50000	6	4000870 283196	✓	new 283.19
---	-----	----	----	-----	-----	--	--	------	--------	-------	---	----------------	---	------------



Crown mirror silver Cupula espejo plata Testina a specchio argentato

W	⊖	∅ mm	⇅ mm	◻	lm	cd	✂	K	⌚	ON/OFF	📦	EAN	☑	
2,5	E27	60	91	A+	160			2700	15.000	50000	6	4000870 282823	✓	282.82

*Decorative LED lamps – Filament and Full Glass Bulbs*  
*Decorativas lámparas LED – Filamento y ampolla de vidrio*  
*Lampadine LED decorative – Filamento e vetro pieno*







Gold Oro Oro

W	⊖	∅ mm	↑ mm	□	lm	cd	✂	K	⌚	ON/OFF	📦	EAN	✓	new
2,5	E27	125	175	A+	170			1700	15.000	50000	3	4000870 283790	✓	283.79
4	E27	125	175	A+	250			1700	15.000	50000	3	4000870 283806	✓	283.80
6,5	E27	125	175	A+	420			1700	15.000	50000	8	4000870 283813	✓	283.81



Gold Oro Oro

W	⊖	∅ mm	↑ mm	□	lm	cd	✂	K	⌚	ON/OFF	📦	EAN	✓	new
2,5	E27	95	138	A+	170			1700	15.000	50000	4	4000870 283882	✓	283.88
6,5	E27	95	138	A+	400			1700	15.000	50000	4	4000870 283899	✓	283.89
7,5	E27	95	138	A+	550			2500	15.000	50000	4	4000870 283868	✓	283.86



Crown mirror silver Cupula espejo plata Testina a specchio argentato

W	⊖	∅ mm	↑ mm	□	lm	cd	✂	K	⌚	ON/OFF	📦	EAN	✓	new
5	E27	95	138	A+	420			2700	15.000	50000	4	4000870 283875	✓	283.87



Opal Opal Opale

W	⊖	∅ mm	↑ mm	□	lm	cd	✂	K	⌚	ON/OFF	📦	EAN	✓	new
6	E27	80	121	A+	550			2700	20.000	50000	5	4000870 283370	✓	283.37



Opal Opal Opale

W	⊖	∅ mm	↑ mm	□	lm	cd	✂	K	⌚	ON/OFF	📦	EAN	✓	
6,5	E27	45	77	A+	470			2700	25.000	50000	8	4000870 282106	✓	282.10



Opal Opal Opale

W	⊖	∅ mm	↑ mm	□	lm	cd	✂	K	⌚	ON/OFF	📦	EAN	✓	
6,5	E14	45	80	A+	470			2700	25.000	50000	8	4000870 282090	✓	282.09





Opal Opal Opale



W	⊖	∅ mm	⇅ mm	◁	lm	cd	✂	K	⌚	ON/OFF		EAN	✓	new <b>283.53</b>
6,5	E27	45	79	A+	470			2700	25.000	50000	10	4000870 283530	✓	new <b>283.53</b>



Opal Opal Opale



W	⊖	∅ mm	⇅ mm	◁	lm	cd	✂	K	⌚	ON/OFF		EAN	✓	new <b>283.52</b>
6,5	E14	45	81	A+	470			2700	25.000	50000	10	4000870 283523	✓	new <b>283.52</b>



Opal Opal Opale

W	⊖	∅ mm	⇅ mm	◁	lm	cd	✂	K	⌚	ON/OFF		EAN	✓	<b>282.41</b>
3,6	E27	45	78	A+	250			2700	20.000	50000	8	4000870 282410	✓	<b>282.41</b>



Opal Opal Opale

W	⊖	∅ mm	⇅ mm	◁	lm	cd	✂	K	⌚	ON/OFF		EAN	✓	<b>282.40</b>
3,6	E14	45	78	A+	250			2700	20.000	50000	8	4000870 282403	✓	<b>282.40</b>



Opal Opal Opale

W	⊖	∅ mm	⇅ mm	◁	lm	cd	✂	K	⌚	ON/OFF		EAN	✓	new <b>282.94</b>
4	E27	45	74	A+	250			2700	20.000	50000	7	4000870 282946	✓	new <b>282.94</b>



Opal Opal Opale

W	⊖	∅ mm	⇅ mm	◁	lm	cd	✂	K	⌚	ON/OFF		EAN	✓	new <b>282.93</b>
4	E14	45	80	A+	250			2700	20.000	50000	7	4000870 282939	✓	new <b>282.93</b>



Opal Opal Opale

W	⊖	∅ mm	⇅ mm	◁	lm	cd	✂	K	⌚	ON/OFF		EAN	✓	new <b>282.96</b>
6	E27	45	87	A+	470			2700	20.000	50000	7	4000870 282960	✓	new <b>282.96</b>



Opal Opal Opale

W	⊖	∅ mm	⇅ mm	◁	lm	cd	✂	K	⌚	ON/OFF		EAN	✓	new <b>282.95</b>
6	E14	45	89	A+	470			2700	20.000	50000	7	4000870 282953	✓	new <b>282.95</b>



## Opal Opal Opale

W	⊖	∅ mm	⇅ mm	◻	lm	cd	✂	K	⌚	ON/OFF	📦	EAN	☑	
6,5	E27	45	79	A+	470			2700	20.000	50000	8	4000870 282434	✓	282.43



## Opal Opal Opale

W	⊖	∅ mm	⇅ mm	◻	lm	cd	✂	K	⌚	ON/OFF	📦	EAN	☑	
6,5	E14	45	79	A+	470			2700	20.000	50000	8	4000870 282427	✓	282.42



## Opal Opal Opale

W	⊖	∅ mm	⇅ mm	◻	lm	cd	✂	K	⌚	ON/OFF	📦	EAN	☑	
3,5	E14	45	79	A+	260			6500	15.000	50000	8	4000870 283394	✓	new 283.39



## Opal Opal Opale

W	⊖	∅ mm	⇅ mm	◻	lm	cd	✂	K	⌚	ON/OFF	📦	EAN	☑	
2,5	E27	45	75	A+	190			2700	15.000	15000	8	4000870 281765	✓	281.76

4	E27	45	75	A+	370			2700	15.000	50000	8	4000870 283127	✓	new 283.12
---	-----	----	----	----	-----	--	--	------	--------	-------	---	----------------	---	------------



## Opal Opal Opale

W	⊖	∅ mm	⇅ mm	◻	lm	cd	✂	K	⌚	ON/OFF	📦	EAN	☑	
2,5	E14	45	81	A+	190			2700	15.000	15000	8	4000870 281758	✓	281.75

4	E14	45	81	A+	370			2700	15.000	50000	8	4000870 283110	✓	new 283.11
---	-----	----	----	----	-----	--	--	------	--------	-------	---	----------------	---	------------



## Satin Satinada Satinato

W	⊖	∅ mm	⇅ mm	◻	lm	cd	✂	K	⌚	ON/OFF	📦	EAN	☑	
2,5	E27	45	75	A+	200			2700	15.000	50000	8	4000870 282687	✓	282.68

4	E27	45	75	A++	390			2700	15.000	50000	8	4000870 283226	✓	new 283.22
---	-----	----	----	-----	-----	--	--	------	--------	-------	---	----------------	---	------------



## Satin Satinada Satinato

W	⊖	∅ mm	⇅ mm	◻	lm	cd	✂	K	⌚	ON/OFF	📦	EAN	☑	
2,5	E14	45	81	A+	200			2700	15.000	50000	8	4000870 282670	✓	282.67

4	E14	45	81	A++	390			2700	15.000	50000	8	4000870 283219	✓	new 283.21
---	-----	----	----	-----	-----	--	--	------	--------	-------	---	----------------	---	------------



Clear Claro Chiaro

W	⊖	∅ mm	⇅ mm	◻	lm	cd	✂	K	⌚	ON/OFF	📦	EAN	☑	
2,5	E27	45	75	A+	200			2700	15.000	50000	8	4000870 282632	✓	282.63
4	E27	45	75	A++	400			2700	15.000	50000	8	4000870 283172	✓	new 283.17



Clear Claro Chiaro

W	⊖	∅ mm	⇅ mm	◻	lm	cd	✂	K	⌚	ON/OFF	📦	EAN	☑	
2,5	E14	45	81	A+	200			2700	15.000	50000	8	4000870 282625	✓	282.62
4	E14	45	81	A++	400			2700	15.000	50000	8	4000870 283165	✓	new 283.16



Gold Oro Oro

W	⊖	∅ mm	⇅ mm	◻	lm	cd	✂	K	⌚	ON/OFF	📦	EAN	☑	
4	E14	45	80		130				15.000		8	4000870 281819	✓	281.81



Gold Light



Clear Claro Chiaro

W	⊖	∅ mm	⇅ mm	◻	lm	cd	✂	K	⌚	ON/OFF	📦	EAN	☑	
2,5	E14	45	80	A+	250			2700	15.000	50000	8	4000870 283707	✓	new 283.70



Clear Claro Chiaro

W	⊖	∅ mm	⇅ mm	◻	lm	cd	✂	K	⌚	ON/OFF	📦	EAN	☑	
2,5	E27	45	78	A+	250			2700	15.000	50000	8	4000870 283851	✓	new 283.85



Opal Opal Opale

W	⊖	∅ mm	⇅ mm	◻	lm	cd	✂	K	⌚	ON/OFF	📦	EAN	☑	
2,5	E14	45	78	A++	220			2700	20.000	50000	8	4000870 283349	✓	new 283.34



Opal Opal Opale

W	⊖	∅ mm	⇅ mm	◻	lm	cd	✂	K	⌚	ON/OFF	📦	EAN	☑	
2,5	E27	45	78	A++	220			2700	20.000	50000	8	4000870 283332	✓	new 283.33



Gold Oro Oro

W	⊖	∅ mm	↑ mm	□	lm	cd	✂	K	⌚	ON/OFF	📦	EAN	☑	
2,5	E14	45	80	A+	220			2500	15.000	50000	8	4000870 283677	✓	new 283.67



Gold Oro Oro

W	⊖	∅ mm	↑ mm	□	lm	cd	✂	K	⌚	ON/OFF	📦	EAN	☑	
2,5	E27	45	78	A+	200			2500	15.000	50000	8	4000870 283820	✓	new 283.82



Gold kroko-ice Kroko - malla ambar Kraklè dorato

W	⊖	∅ mm	↑ mm	□	lm	cd	✂	K	⌚	ON/OFF	📦	EAN	☑	
2,5	E14	45	80	A+	220			2500	15.000	50000	8	4000870 283684	✓	new 283.68



Gold kroko-ice Kroko - malla ambar Kraklè dorato

W	⊖	∅ mm	↑ mm	□	lm	cd	✂	K	⌚	ON/OFF	📦	EAN	☑	
2,5	E27	45	78	A+	200			2500	15.000	50000	8	4000870 283837	✓	new 283.83



Crown mirror silver Cupula espejo plata Testina a specchio argentato

W	⊖	∅ mm	↑ mm	□	lm	cd	✂	K	⌚	ON/OFF	📦	EAN	☑	
2,5	E14	45	80	A+	220			2700	15.000	50000	8	4000870 283691	✓	new 283.69



Crown mirror silver Cupula espejo plata Testina a specchio argentato

W	⊖	∅ mm	↑ mm	□	lm	cd	✂	K	⌚	ON/OFF	📦	EAN	☑	
2,5	E27	45	78	A+	200			2700	15.000	50000	8	4000870 283844	✓	new 283.84



Clear Claro Chiaro

W	⊖	∅ mm	↑ mm	□	lm	cd	✂	K	⌚	ON/OFF	📦	EAN	☑	
2,5	E27	64	145	A+	180			1800	15.000	50000	6	4000870 283936	✓	new 283.93
4	E27	64	145	A+	300			1800	15.000	50000	6	4000870 283929	✓	new 283.92



Gold Oro Oro

W	⊖	∅ mm	↑ mm	□	lm	cd	✂	K	⌚	ON/OFF	📦	EAN	☑	
2,5	E27	64	145	A+	150			1700	15.000	50000	6	4000870 283943	✓	new 283.94
4	E27	64	145	A+	250			1700	15.000	50000	6	4000870 283950	✓	new 283.95
5	E27	64	145	A+	420			2500	15.000	50000	6	4000870 283905	✓	new 283.90
7,5	E27	64	145	A+	550			2500	15.000	50000	6	4000870 283912	✓	new 283.91





LED Coin 51mm

Clear Claro Chiaro

W	⊖	∅ mm	⇅ mm	◻	lm <sub>/90°</sub>	cd	✂	K	⌚	ON/OFF	📦	EAN	☑	
6,8		49,5	40	A <sup>+</sup>	430		110	2700	30.000	15000	1	4000870 938171	✓	new 938.17

Satin Satinada Satinato



LED Coin 51mm

W	⊖	∅ mm	⇅ mm	◻	lm <sub>/90°</sub>	cd	✂	K	⌚	ON/OFF	📦	EAN	☑	
6,8		49,5	40	A <sup>+</sup>	430		160	2700	30.000	15000	1	4000870 938195	✓	new 938.19
6,8		49,5	40	A <sup>+</sup>	470		160	6500	30.000	15000	1	4000870 938324	✓	new 938.32



LED Coin 51mm

Clear Claro Chiaro

W	⊖	∅ mm	⇅ mm	◻	lm	cd	✂	K	⌚	ON/OFF	📦	EAN	☑	
7		49,5	35	A <sup>+</sup>	410		110	2700	30.000	15000	1	4000870 938355	✓	new 938.35

Satin Satinada Satinato



LED Coin 51mm

W	⊖	∅ mm	⇅ mm	◻	lm <sub>/120°</sub>	cd	✂	K	⌚	ON/OFF	📦	EAN	☑	
7		49,5	35	A	380		105	2700	30.000	15000	1	4000870 938362	✓	new 938.36
7		49,5	35	A <sup>+</sup>	455		105	4000	30.000	15000	1	4000870 938379	✓	new 938.37



White Blanco Bianco

W	⊖	∅ mm	⇅ mm	◻	lm	cd	✂	K	⌚	ON/OFF	📦	EAN	☑	
12	R7s	48	118	A <sup>+</sup>	850			4000	15.000	50000	10	4000870 282113	✓	282.11
12	R7s	48	118	A	806			2700	15.000	50000	10	4000870 282120	✓	282.12



 Clear Claro Chiaro

W	⊖	∅ mm	⇅ mm	◻	lm	cd	✂	K	⌚	ON/OFF	📦	EAN	☑	
1	E14	21	60		50			3000	30.000		10	4000870 281109	✓	281.10
1	E14	21	60		50			6500	30.000		10	4000870 281116	✓	281.11


 Opal Opal Opale

W	⊖	∅ mm	⇅ mm	◻	lm	cd	✂	K	⌚	ON/OFF	📦	EAN	☑	
1,8	E14	25	59	A <sup>++</sup>	140			2700	15.000	50000	1	4000870 283561	✓	new 283.56
3	E14	25	71	A <sup>+</sup>	250			2700	15.000	50000	1	4000870 283578	✓	new 283.57


 Clear Claro Chiaro

W	⊖	∅ mm	⇅ mm	◻	lm	cd	✂	K	⌚	ON/OFF	📦	EAN	☑	
3,5	E27	30	82	A <sup>++</sup>	340			2700	15.000	50000	10	4000870 284117	✓	new 284.11


 Clear Claro Chiaro

W	⊖	∅ mm	⇅ mm	◻	lm	cd	✂	K	⌚	ON/OFF	📦	EAN	☑	
3,5	E14	30	86	A <sup>++</sup>	340			2700	15.000	50000	10	4000870 284131	✓	new 284.13


 Satin Satinada Satinato

W	⊖	∅ mm	⇅ mm	◻	lm	cd	✂	K	⌚	ON/OFF	📦	EAN	☑	
3,5	E27	30	82	A <sup>++</sup>	310			2700	15.000	50000	10	4000870 284124	✓	new 284.12


 Satin Satinada Satinato

W	⊖	∅ mm	⇅ mm	◻	lm	cd	✂	K	⌚	ON/OFF	📦	EAN	☑	
3,5	E14	30	86	A <sup>++</sup>	310			2700	15.000	50000	10	4000870 284148	✓	new 284.14



Opal Opal Opale



W	⊖	∅ mm	⇅ mm	□	lm	cd	✂	K	⌚	ON/OFF	📦	EAN	☑	new
4	S14d	30	300	A+	330			2700	15.000	50000	10	4000870 283035	✓	283.03



Opal Opal Opale



W	⊖	∅ mm	⇅ mm	□	lm	cd	✂	K	⌚	ON/OFF	📦	EAN	☑	new
4	S14s	30	300	A+	330			2700	15.000	50000	10	4000870 283028	✓	283.02



Opal Opal Opale



W	⊖	∅ mm	⇅ mm	□	lm	cd	✂	K	⌚	ON/OFF	📦	EAN	☑	new
6,5	S14d	30	500	A+	500			2700	15.000	50000	10	4000870 283059	✓	283.05



Opal Opal Opale



W	⊖	∅ mm	⇅ mm	□	lm	cd	✂	K	⌚	ON/OFF	📦	EAN	☑	new
6,5	S14s	30	500	A+	500			2700	15.000	50000	10	4000870 283042	✓	283.04

► For conventional ballasts only

► Solo para estabilizadores convencionales


► Solo per alimentatori convenzionali



T8 Opal Opal Opale



W	⊖	∅ mm	⇅ mm	□	lm	cd	✂	K	⌚	ON/OFF	📦	EAN	☑	new
9	G13	26	604	A+	900		170	4000	25.000	50000	10	4000870 284155	✓	284.15



T8 Opal Opal Opale



W	⊖	∅ mm	⇅ mm	□	lm	cd	✂	K	⌚	ON/OFF	📦	EAN	☑	new
18	G13	26	1214	A+	1800		170	4000	25.000	50000	10	4000870 284162	✓	284.16



T8 Opal Opal Opale



W	⊖	∅ mm	⇅ mm	□	lm	cd	✂	K	⌚	ON/OFF	📦	EAN	☑	new
21	G13	26	1515	A+	2300		170	4000	25.000	50000	10	4000870 284179	✓	284.17

## Energy-saving/fluorescent bulbs

## Lámparas fluorescentes/de bajo consumo

## Lampade a risparmio energetico/ lampade fluorescenti

460 Energy-saving lamps  
Lámparas ahorro de energía  
Lampade a risparmio energetico

464 Fluorescent lights  
Lámparas fluorescentes  
Lampade fluorescenti



## Paulmann EcoSystems

### Energy Saver



80%

energy savings <sup>1)</sup>  
Ahorro de energía <sup>1)</sup>  
Risparmio energetico <sup>1)</sup>



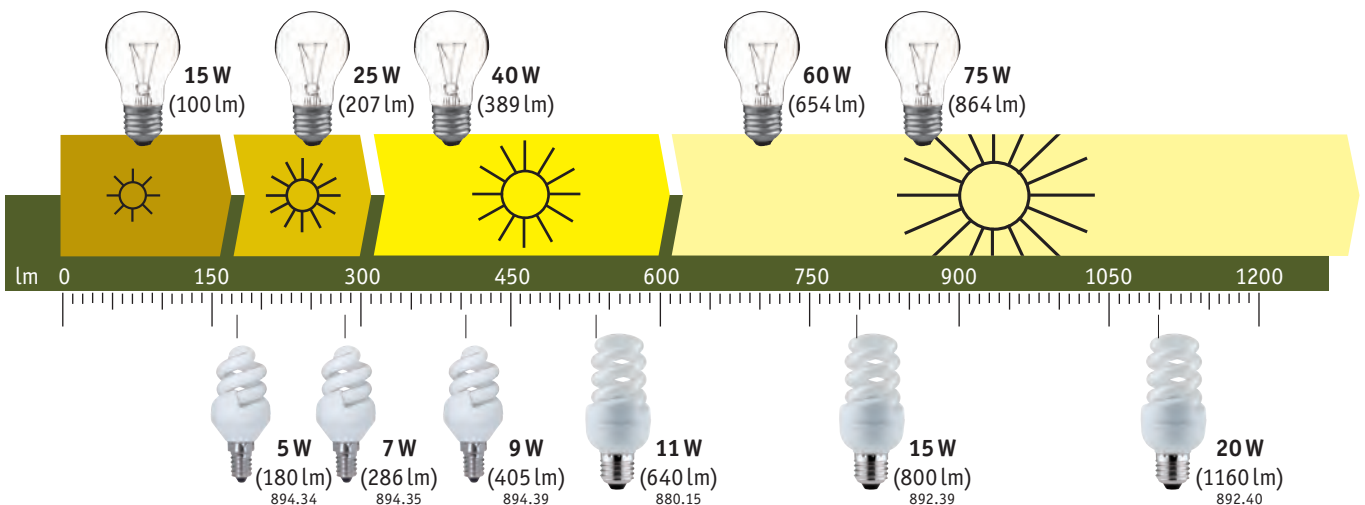
5.000 h – 8.000 h



Cannot be dimmed  
No regulable  
Intensità non variabile



warm      neutral      cold  
cálido      neutro      frío  
caldo      neutro      freddo



<sup>1)</sup> Compared to a conventional bulb   frente a lámparas incandescentes normales   rispetto a una lampadina a incandescenza tradizionale



Opal Opal Opale

W	⊖	∅ mm	⇅ mm	◻	lm	cd	✂	K	⌚	ON/OFF	📦	EAN	☑	
23	E27	118	175	A	1400			2700	8.000	30000	3	4000870 883198	✓	883.19



Opal Opal Opale

W	⊖	∅ mm	⇅ mm	◻	lm	cd	✂	K	⌚	ON/OFF	📦	EAN	☑	
20	E27	95	128	A	1248			2700	8.000	30000	4	4000870 883211	✓	883.21



Opal Opal Opale

W	⊖	∅ mm	⇅ mm	◻	lm	cd	✂	K	⌚	ON/OFF	📦	EAN	☑	
15	E27	95	130	A	850			2700	8.000	30000	4	4000870 893142	✓	893.14



Opal Opal Opale

W	⊖	∅ mm	⇅ mm	◻	lm	cd	✂	K	⌚	ON/OFF	📦	EAN	☑	
7	E27	45	95	A	313			2700	8.000	30000	8	4000870 883280	✓	883.28



Opal Opal Opale

W	⊖	∅ mm	⇅ mm	◻	lm	cd	✂	K	⌚	ON/OFF	📦	EAN	☑	
7	E14	45	91	A	313			2700	8.000	30000	8	4000870 883297	✓	883.29



Opal Opal Opale

W	⊖	∅ mm	⇅ mm	◻	lm	cd	✂	K	⌚	ON/OFF	📦	EAN	☑	
11	E27	60	111	A	560			2700	8.000	30000	6	4000870 883136	✓	883.13



Satin Satinada Satinato

W	⊖	∅ mm	⇅ mm	◻	lm	cd	✂	K	⌚	ON/OFF	📦	EAN	☑	
10	E27	100	140	A	565			2700	8.000	30000	4	4000870 880562	✓	880.56





Deco Pipe

Satin Satinada Satinato

W	⊖	∅ mm	⇅ mm	◻	lm	cd	✕	K	⌚	ON/OFF	📦	EAN	☑	
11	E27	38	140	A	550			2700	8.000	30000	8	4000870 894118	✓	894.11



Satin Satinada Satinato

W	⊖	∅ mm	⇅ mm	◻	lm	cd	✕	K	⌚	ON/OFF	📦	EAN	☑	
9	E14	38	143	A	405			2700	8.000	30000	8	4000870 894095	✓	894.09



Satin Satinada Satinato

W	⊖	∅ mm	⇅ mm	◻	lm	cd	✕	K	⌚	ON/OFF	📦	EAN	☑	
9	E14	38	182	A	460			2700	8.000	30000	8	4000870 894194	✓	894.19



Opal Opal Opale

W	⊖	∅ mm	⇅ mm	◻	lm	cd	✕	K	⌚	ON/OFF	📦	EAN	☑	
9	E14	38	116	A	490			2700	8.000	30000	8	4000870 880876	✓	880.87



Opal Opal Opale

W	⊖	∅ mm	⇅ mm	◻	lm	cd	✕	K	⌚	ON/OFF	📦	EAN	☑	
20	E27	65	140	A	1250			2700	8.000	30000	5	4000870 890202	✓	890.20





Opal Opal Opale

W	⊖	∅ mm	⇅ mm	◻	lm	cd	✂	K	⌚	ON/OFF	📦	EAN	☑	
10	E14	30	146	A	546			2700	8.000	30000	8	4000870 882221	✓	882.22



Opal Opal Opale

W	⊖	∅ mm	⇅ mm	◻	lm	cd	✂	K	⌚	ON/OFF	📦	EAN	☑	
10	GU10	30	145	A	546			2700	8.000	30000	8	4000870 883389	✓	883.38



Opal Opal Opale

W	⊖	∅ mm	⇅ mm	◻	lm	cd	✂	K	⌚	ON/OFF	📦	EAN	☑	
7	GU10	30	89	A	334			2700	8.000	30000	8	4000870 860021	✓	860.02



Opal Opal Opale



W	⊖	∅ mm	⇅ mm	◻	lm	cd	✂	K	⌚	ON/OFF	📦	EAN	☑	
7	GX53	75	26	B	230		100	2700	10.000	30000	4	4000870 885147	✓	885.14
9	GX53	75	26	B	320		100	2700	10.000	30000	4	4000870 883235	✓	883.23



Opal Opal Opale

W	⊖	∅ mm	⇅ mm	◻	lm	cd	✂	K	⌚	ON/OFF	📦	EAN	☑	
9	E14	38	130	A	490			2700	8.000	30000	8	4000870 860076	✓	860.07

## Opal Opal Opale



W	⊖	∅ mm	⇅ mm	◁	lm	cd	✂	K	⌚	ON/OFF	📦	EAN	☑	
5	E27	37	80	A	250			2700	10.000	30000	8	4000870 880128	✓	880.12
7	E27	37	95	A	388			2700	10.000	30000	8	4000870 880135	✓	880.13
9	E27	37	100	A	513			2700	10.000	30000	8	4000870 880142	✓	880.14

## Opal Opal Opale



W	⊖	∅ mm	⇅ mm	◁	lm	cd	✂	K	⌚	ON/OFF	📦	EAN	☑	
11	E27	48	108	A	650			2700	10.000	30000	8	4000870 880159	✓	880.15
15	E27	48	119	A	950			2700	10.000	30000	8	4000870 892398	✓	892.39
20	E27	48	130	A	1200			2700	10.000	30000	8	4000870 892404	✓	892.40

## Opal Opal Opale



W	⊖	∅ mm	⇅ mm	◁	lm	cd	✂	K	⌚	ON/OFF	📦	EAN	☑	
5	E14	37	82	A	250			2700	10.000	30000	8	4000870 894347	✓	894.34
7	E14	37	96	A	420			2700	10.000	30000	8	4000870 894354	✓	894.35
9	E14	37	104	A	500			2700	10.000	30000	8	4000870 894392	✓	894.39



## Red Rojo Rosso



W	⊖	∅ mm	⇅ mm	◁	lm	cd	✂	K	⌚	ON/OFF	📦	EAN	☑	
15	E27	48	122						10.000		8	4000870 880883	✓	880.88



## Green Verde Verde



W	⊖	∅ mm	⇅ mm	◁	lm	cd	✂	K	⌚	ON/OFF	📦	EAN	☑	
15	E27	48	122						10.000		8	4000870 880890	✓	880.89



## Blue Azul Blu



W	⊖	∅ mm	⇅ mm	◁	lm	cd	✂	K	⌚	ON/OFF	📦	EAN	☑	
15	E27	48	119						10.000		8	4000870 880906	✓	880.90



T8

Opal Opal Opale

W	⊘	∅ mm	↑ mm	□	lm/°	color	K	⊕	ON/OFF	⊞	EAN	✓	
36	2GX13	26	600	A*	3350	830	3000	8.000		6	4000870 884454	✓	884.45



T5

Opal Opal Opale

W	⊘	∅ mm	↑ mm	□	lm	cd	⚡	K	⊕	ON/OFF	⊞	EAN	✓	
22	2GX13	16	223	A	1720			2700	12.000		1	4000870 884485	✓	884.48
40	2GX13	16	298	A	3550			2700	12.000		1	4000870 884478	✓	884.47
55	2GX13	16	298	B	4125			2700	12.000		1	4000870 884461	✓	884.46



T9

Opal Opal Opale

W	⊘	∅ mm	↑ mm	□	lm	cd	⚡	K	⊕	ON/OFF	⊞	EAN	✓	
32	G10q	30	302	B	2250			2700	8.000		1	4000870 884324	✓	884.32
40	G10q	30	403	B	2800			2700	8.000		1	4000870 884409	✓	884.40



Opal Opal Opale

W	⊘	∅ mm	↑ mm	□	lm	cd	⚡	K	⊕	ON/OFF	⊞	EAN	✓	
24	E27	227	98	A	1445			2700	8.000	10000	1	4000870 860038		860.03





T5



Opal Opal Opale

W	⊖	∅ mm	⇅ mm	□	lm/°	color	K	⌚	ON/OFF	⊞	EAN	✓		
14	G5	16	560	A <sup>+</sup>	1204	827	2700	12.000			10	4000870 884492	✓	884.49
21	G5	16	864	A	1950	827	2700	12.000			10	4000870 884522	✓	884.52
28	G5	16	1163	A	2640	827	2700	12.000			10	4000870 884515	✓	884.51
39	G5	16	864	B	3081	827	2700	12.000			10	4000870 884508	✓	884.50



T5



Opal Opal Opale

W	⊖	∅ mm	⇅ mm	□	lm/°	color	K	⌚	ON/OFF	⊞	EAN	✓		
4	G5	16	148	A	170	830	3000	5.000			10	4000870 885048	✓	885.04
6	G5	16	226	A	320	830	3000	5.000			10	4000870 885062	✓	885.06
8	G5	16	301	A	480	830	3000	5.000			10	4000870 885086	✓	885.08
13	G5	16	530	A	950	830	3000	5.000			10	4000870 885130	✓	885.13



T5



Opal Opal Opale

W	⊖	∅ mm	⇅ mm	□	lm/°	color	K	⌚	ON/OFF	⊞	EAN	✓		
8	G5	16	301	A	440	840	4000	5.000			10	4000870 885604	✓	885.60
13	G5	16	530	A	950	840	4000	5.000			10	4000870 885611	✓	885.61
14	G5	16	560	A <sup>+</sup>	1205	840	4000	10.000			10	4000870 885635	✓	885.63
21	G5	16	864	A <sup>+</sup>	1890	840	4000	10.000			10	4000870 885628	✓	885.62
35	G5	16	1463	A <sup>+</sup>	3310	840	4000	10.000			10	4000870 885642	✓	885.64







Opal Opal Opale

W	⊖	∅ mm	↑ mm	□	lm/°	color	K	⌚	ON/OFF	⊞	EAN	✓	
15	G13	26	451	B	963	827	2700	8.000		10	4000870 885154	✓	885.15
18	G13	26	604	A	1350	827	2700	8.000		10	4000870 885215	✓	885.21
30	G13	26	910	A	2400	827	2700	8.000		10	4000870 885451	✓	885.45
36	G13	26	1214	A+	3348	827	2700	8.000		10	4000870 885499	✓	885.49
58	G13	26	1515	A	5220	827	2700	8.000		10	4000870 885536	✓	885.53

T8



Opal Opal Opale

W	⊖	∅ mm	↑ mm	□	lm/°	color	K	⌚	ON/OFF	⊞	EAN	✓	
18	G13	26	604	A	1350	840	4000	8.000		10	4000870 885413	✓	885.41
30	G13	26	910	A	2400	840	4000	8.000		10	4000870 885208	✓	885.20
36	G13	26	1214	A+	3348	840	4000	8.000		10	4000870 885505	✓	885.50
58	G13	26	1515	A	5167	840	4000	8.000		10	4000870 885543	✓	885.54

T8



Opal Opal Opale

W	⊖	∅ mm	↑ mm	□	lm/°	color	K	⌚	ON/OFF	⊞	EAN	✓	
18	G13	26	604	A	1215	865	6500	8.000		10	4000870 885192	✓	885.19
30	G13	26	910	A	2160	865	6500	8.000		10	4000870 885444	✓	885.44
36	G13	26	1214	A	3013	865	6500	8.000		10	4000870 885369	✓	885.36
58	G13	26	1515	A	4698	865	6500	8.000		10	4000870 885581	✓	885.58

T8



#### Starter Universal

max. 2x4-65 W  
 ↑39 ∅20 mm  
 EAN4000870 884843  
**884.84**

White Plastic  
 Blanco Plástico  
 Bianco Plastica

#### Starter Tandem/Duo

max. 2x4-22 W  
 ↑39 ∅20 mm  
 EAN4000870 884249  
**884.24**

White Plastic  
 Blanco Plástico  
 Bianco Plastica

## Halogen lamps 12V

## Lámparas halógenas de 12V

## Lampade alogene da 12V

- 468 Halogen capsules  
Portalámparas  
Zoccolo ad innesto
- 469 Reflector lights GU4  
Lámparas reflectoras GU4  
Lampade a riflettore GU4
- 470 Reflector lights GU5,3  
Lámparas reflectoras GU5,3  
Lampade a riflettore GU5,3



## Paulmann EcoSystems

### Halogen 12V



50%

energy savings<sup>1)</sup>  
Ahorro de energía<sup>1)</sup>  
Risparmio energetico<sup>1)</sup>



3.000 h<sup>2)</sup>



Natural light  
Luz natural  
Luce naturale

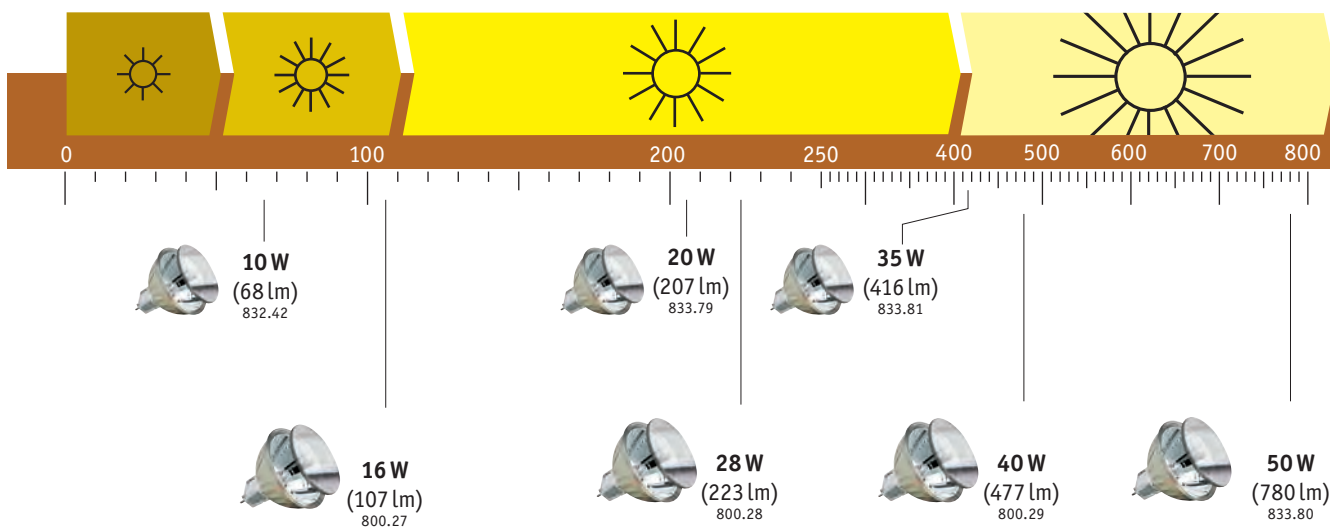


Savings with dimming  
Intensité variable économique  
Sparen door dimmen



warm  
cálido  
caldo

lm 90°



<sup>1)</sup> Compared to a conventional bulb frente a lámparas incandescentes normales rispetto a una lampadina a incandescenza tradizionale

<sup>2)</sup> Supplemental extension through dimming Prolongación adicional mediante dimming Ulteriore prolungamento mediante la variazione dell'intensità



Lower power consumption, the same brightness Menor consumo de corriente, igual luminosidad Meno consumo elettrico, luminosità invariata

Clear Claro Chiaro



W	⊖	∅ mm	⇅ mm	◻	lm	cd	✂	K	⌚	ON/OFF	📦	EAN	✓	
2x5	G4	9	33	C	55			2900	2.000	8000	10	4000870 831212	✓	831.21
2x8	G4	8	33	C	100			2900	5.000	20000	10	4000870 800218	✓	800.21
2x10	G4	9	33	C	110			2900	2.000	8000	10	4000870 831151	✓	831.15
2x16	G4	8	33	C	255			2900	5.000	20000	10	4000870 800225	✓	800.22
2x20	G4	9	33	C	290			2900	2.000	8000	10	4000870 831175	✓	831.17
2x35	G4	9	33	C	533			2900	2.000	8000	10	4000870 800348	✓	800.34



Satin Satinada Satinato

W	⊖	∅ mm	⇅ mm	◻	lm	cd	✂	K	⌚	ON/OFF	📦	EAN	✓	
2x5	G4	9	33	B	54			2900	2.000	8000	10	4000870 831144	✓	831.14

Gold  
Warm and comfortable light due to specially purified glass body

Oro  
Luz cálida y acogedora gracias a sus nobles cuerpos vítreos

Oro  
Luce calda e piacevole grazie alla speciale lavorazione del corpo di vetro



Gold Oro Oro





W	⊖	∅ mm	⇅ mm	◻	lm	cd	✂	K	⌚	ON/OFF	📦	EAN	✓	
2x10	G4	9	33	C	95			2300	2.000	8000	10	4000870 831076	✓	831.07
2x20	G4	9	33	C	254			2300	2.000	8000	10	4000870 831083	✓	831.08

Clear Claro Chiaro



W	⊖	∅ mm	⇅ mm	◻	lm	cd	✂	K	⌚	ON/OFF	📦	EAN	✓	
2x20	GY6,35	10	38	C	255			2900	2.000	8000	10	4000870 831168	✓	831.16
2x28	GY6,35	10	40	C	520			2900	5.000	20000	10	4000870 800232	✓	800.23
2x35	GY6,35	10	38	C	533			2900	2.000	8000	10	4000870 831182	✓	831.18
2x40	GY6,35	10	40	C	730			2900	5.000	20000	10	4000870 800249	✓	800.24
2x50	GY6,35	10	38	C	834			2900	2.000	8000	10	4000870 831199	✓	831.19

 Silver Plateada Argentato


W	⊖	∅ mm	⇅ mm	◻	lm /90°	cd	✂	K	⌚	ON/OFF 		EAN	✓	
2x10	GU4	35	35	B	74	280	30	2900	2.000	8000	10	4000870 838242	✓	838.24
2x16	GU4	35	35	B	165	700	30	3000	5.000	20000	10	4000870 800256	✓	800.25
2x20	GU4	35	35	B	220	700	30	2900	2.000	8000	10	4000870 838334	✓	838.33
2x28	GU4	35	35	B	163	1500	30	2900	5.000		10	4000870 800263	✓	800.26

## Security

Diffuses 80 % of the heat to the front (special coating). Ideal for recessed lighting (no hazard for insulating material)

## Seguridad



Disipa el 80% del calor por delante (recubrimiento de superficie especial). Ideal para lámparas empotrables (sin riesgo para el material aislante)

## Security

Devia l'80% del calore verso la parte anteriore (rivestimento speciale). Ideale per le luci a incasso (non danneggia i materiali isolanti)


 Silver Plateada Argentato


## Security

W	⊖	∅ mm	⇅ mm	◻	lm /90°	cd	✂	K	⌚	ON/OFF 		EAN	✓	
2x20	GU4	35	35	B	201	470	30	2900	2.000	8000	10	4000870 832479	✓	832.47
2x35	GU4	35	35	B	450	960	30	2900	2.000	8000	10	4000870 832486	✓	832.48

## Maxiflood


Radiates evenly in every direction (ideal for colored lamp shades)

## Maxiflood



Alumbra circularmente en todas las direcciones (ideal para pantallas de color)

## Maxiflood

Illuminazione omogenea a 360 gradi (ideale per i paralumi colorati)


 Soft opal Softopal Opale tenue


## Maxiflood

W	⊖	∅ mm	⇅ mm	◻	lm	cd	✂	K	⌚	ON/OFF 		EAN	✓	
2x20	GU4	35	35	C	280			2900	2.000	8000	10	4000870 832332	✓	832.33
2x35	GU4	35	35	C	533			2900	2.000	8000	10	4000870 833766	✓	833.76

## Juwel

Brilliant halogen light shines to the front; satin-coloured reflections shimmering to the back.

## Juwel

Brillante luz halógena hacia el frente y tenues reflejos satinados hacia atrás.

## Juwel

Luce alogena brillante sul davanti e riflessi scintillanti in colori satinati dietro.



## Juwel

 Satin Satinada Satinato

W	⊖	∅ mm	⇅ mm	◻	lm /90°	cd	✂	K	⌚	ON/OFF 		EAN	✓	
2x20	GU4	35	35	B	220	730	30	2900	2.000	8000	10	4000870 838266	✓	838.26

**Akzent**  
Durable outer coating in aluminium, silver, black or gold

**Akzent**  
Duradero recubrimiento exterior en aluminio, plata, negro u oro

**Akzent**  
Rivestimento esterno di lunga durata in alluminio, argento, nero oppure oro



Akzent

Alu Aluminio Alluminio

W	⊖	∅ mm	⇅ mm	◁	lm /90°	cd	✂	K	⌚	ON/OFF	📦	EAN	☑	
<b>2x20</b>	GU4	35	35	B	200	500	30	2900	2.000	8000	10	4000870 832134	☑	<b>832.13</b>

Silver Plateada Argentato



W	⊖	∅ mm	⇅ mm	◁	lm /90°	cd	✂	K	⌚	ON/OFF	📦	EAN	☑	
<b>10</b>	GU5,3	51	45	B	74	260	38	2900	4.000	16000	10	4000870 832424	☑	<b>832.42</b>
<b>20</b>	GU5,3	51	45	B	203	700	38	2900	4.000	16000	10	4000870 833797	☑	<b>833.79</b>

Silver Plateada Argentato



W	⊖	∅ mm	⇅ mm	◁	lm /90°	cd	✂	K	⌚	ON/OFF	📦	EAN	☑	
<b>20</b>	GU5,3	51	45	B	186	400	60	2900	4.000	16000	10	4000870 833360	☑	<b>833.36</b>
<b>35</b>	GU5,3	51	45	B	427	630	60	2900	4.000	16000	10	4000870 833667	☑	<b>833.66</b>
<b>50</b>	GU5,3	51	45	B	673	1000	60	2900	4.000	16000	10	4000870 833568	☑	<b>833.56</b>

**Security**  
Diffuses 80 % of the heat to the front (special coating). Ideal for recessed lighting (no hazard for insulating material)

**Seguridad**  
Disipa el 80% del calor por delante (recubrimiento de superficie especial). Ideal para lámparas empotrables (sin riesgo para el material aislante)

**Security**  
Devia l'80% del calore verso la parte anteriore (rivestimento speciale). Ideale per le luci a incasso (non danneggia i materiali isolanti)



Silver Plateada Argentato

W	⊖	∅ mm	⇅ mm	◁	lm /90°	cd	✂	K	⌚	ON/OFF	📦	EAN	☑	
<b>16</b>	GU5,3	51	46	B	165	545	38	3000	4.000	16000	10	4000870 800454	☑	<b>800.45</b>
<b>20</b>	GU5,3	51	45	B	200	700	38	2900	4.000	16000	10	4000870 832448	☑	<b>832.44</b>
<b>28</b>	GU5,3	51	46	B	320	1097	38	3000	4.000	16000	10	4000870 800478	☑	<b>800.47</b>
<b>35</b>	GU5,3	51	45	B	430	1100	38	2900	4.000	16000	10	4000870 832455	☑	<b>832.45</b>
<b>40</b>	GU5,3	51	46	B	520		38	3000	4.000	16000	10	4000870 800492	☑	<b>800.49</b>
<b>50</b>	GU5,3	51	45	B	675	1800	38	2900	4.000	16000	10	4000870 832462	☑	<b>832.46</b>



Security



**Maxiflood**  
Radiates evenly in every direction  
(ideal for colored lamp shades)

**Maxiflood**  
Alumbra circularmente en todas las  
direcciones (ideal para pantallas  
de color)

**Maxiflood**  
Illuminazione omogenea a 360  
gradi (ideale per i paralumi  
colorati)



Soft opal Softopal Opale tenue



Maxiflood

W	⊖	∅ mm	⇅ mm	◻	lm	cd	⚡	K	⌚	ON/OFF	📦	EAN	✓	
20	GU5,3	51	45	C	255			2900	2.000	8000	10	4000870 832530	✓	832.53
35	GU5,3	51	45	C	532			2900	2.000	8000	10	4000870 832608	✓	832.60

**Gold**  
Warm and comfortable light due to  
specially purified glass body

**Oro**  
Luz cálida y acogedora gracias a sus  
nobles cuerpos vítreos

**Oro**  
Luce calda e piacevole grazie alla  
speciale lavorazione del corpo di  
vetro



Gold light

Gold Oro Oro

W	⊖	∅ mm	⇅ mm	◻	lm /90°	cd	⚡	K	⌚	ON/OFF	📦	EAN	✓	
20	GU5,3	51	45		175	624	38	2200	4.000	16000	10	4000870 833254	✓	833.25

**Juwel**  
Brilliant halogen light shines to the  
front; satin-coloured reflections  
shimmering to the back.

**Juwel**  
Brillante luz halógena hacia el  
frente y tenues reflejos satinados  
hacia atrás.

**Juwel**  
Luce alogena brillante sul davanti  
e riflessi scintillanti in colori  
satinati dietro.



Juwel

Silver Plateada Argentato

W	⊖	∅ mm	⇅ mm	◻	lm /90°	cd	⚡	K	⌚	ON/OFF	📦	EAN	✓	
20	GU5,3	51	45	B	200	700	38	2900	4.000	16000	10	4000870 833148	✓	833.14

Akzent  
Durable outer coating in aluminium, silver, black or gold

Akzent  
Duradero recubrimiento exterior en aluminio, plata, negro u oro

Akzent  
Rivestimento esterno di lunga durata in alluminio, argento, nero oppure oro



Akzent

Alu Aluminio Alluminio


W	⊖	∅ mm	⇅ mm	◻	lm /90°	cd	✂	K	⌚	ON/OFF	📦	EAN	✓	
35	GU5,3	51	45	B	435	1100	38	2900	4.000	16000	10	4000870 832097	✓	832.09



Akzent

Black Negro Nero

W	⊖	∅ mm	⇅ mm	◻	lm /90°	cd	✂	K	⌚	ON/OFF	📦	EAN	✓	
35	GU5,3	51	45	B	427	1100	38	2900	4.000	16000	10	4000870 832127	✓	832.12



Quadro

Silver Plateada Argentato

W	⊖	⇄ mm	⇅ mm	◻	lm /90°	cd	✂	K	⌚	ON/OFF	📦	EAN	✓	
20	GU5,3	37	45	B	201	220	75	2900	2.000	8000	10	4000870 833711	✓	833.71
35	GU5,3	37	45	B	427	460	75	2900	2.000	8000	10	4000870 833742	✓	833.74



Hexagonal

Silver Plateada Argentato

W	⊖	⇄ mm	⇅ mm	◻	lm /90°	cd	✂	K	⌚	ON/OFF	📦	EAN	✓	
20	GU5,3	51	45	B	201	450	60	2900	2.000	8000	10	4000870 832233	✓	832.23
35	GU5,3	51	45	B	427	855	60	2900	2.000	8000	10	4000870 832257	✓	832.25



AR 111

Silver Plateada Argentato

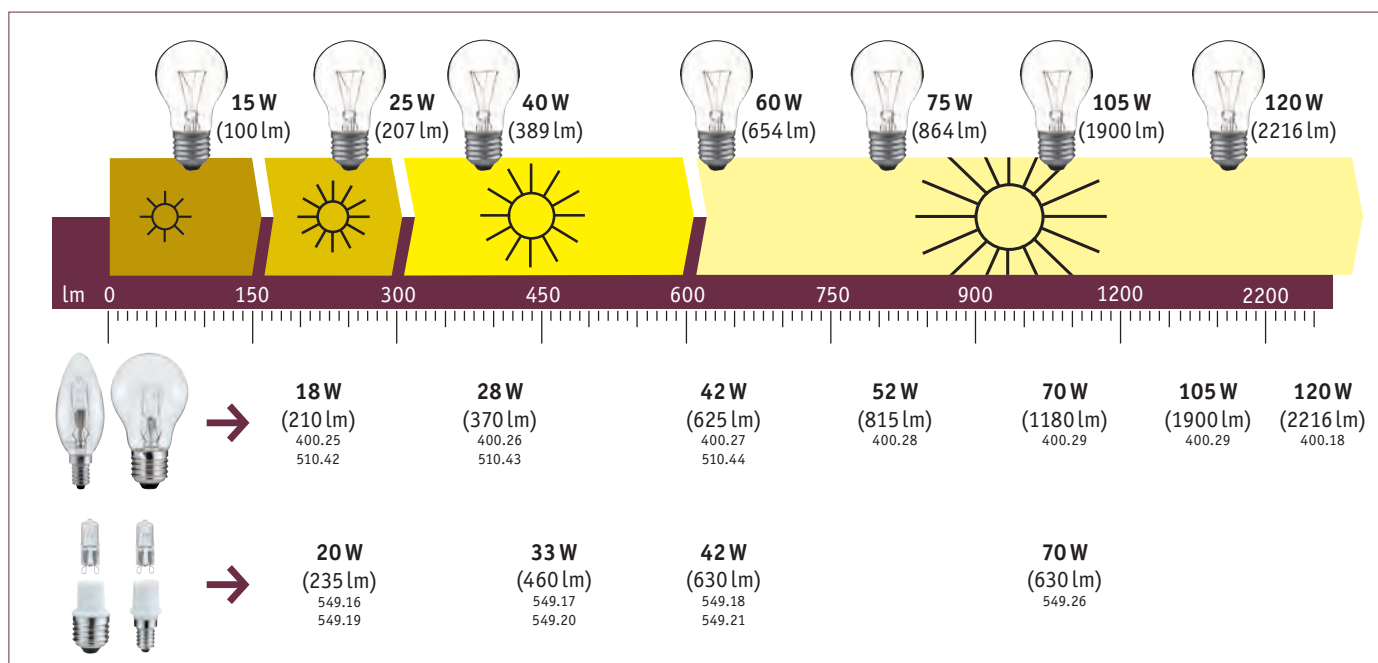
W	⊖	∅ mm	⇅ mm	◻	lm /90°	cd	✂	K	⌚	ON/OFF	📦	EAN	✓	
50	G53	111	58	B	510	3500	24	2900	2.000	8000	10	4000870 832615	✓	832.61

# Halogen lamps 230 V

## Lâmparas halógenas de 230 V

### Lampade alogene da 230 V

474 Halogen lamps  
Lâmparas halógenas  
Lampade alogene





## Clear Claro Chiaro

W	⊖	∅ mm	⇅ mm	◻	lm	cd	✂	K	⌚	ON/OFF	📦	EAN	☑	
60	R7s	12	78	D	971			2900	2.000	8000	10	4000870 800607	✓	800.60



## Clear Claro Chiaro

W	⊖	∅ mm	⇅ mm	◻	lm	cd	✂	K	⌚	ON/OFF	📦	EAN	☑	
120	R7s	12	117	C	2216			2900	2.000	8000	10	4000870 800591	✓	800.59
160	R7s	12	117	C	3085			2900	2.000	8000	10	4000870 800409	✓	800.40
230	R7s	12	117	C	4644			3000	2.000	8000	10	4000870 800416	✓	800.41
400	R7s	12	117	C	8545			3000	2.000	8000	10	4000870 800423	✓	800.42

## Clear Claro Chiaro

W	⊖	∅ mm	⇅ mm	◻	lm	cd	✂	K	⌚	ON/OFF	📦	EAN	☑	
2x20	G9	13	42	D	240			2700	2.000	8000	10	4000870 800300	✓	800.30
2x28	G9	13	42	D	370			2700	2.000	8000	10	4000870 800621	✓	800.62
2x33	G9	13	42	D	460			2800	2.000	8000	10	4000870 800317	✓	800.31
2x42	G9	13	42	D	625			2800	2.000	8000	10	4000870 800324	✓	800.32
2x52	G9	13	42	D	815			2800	2.000	8000	10	4000870 800331	✓	800.33
2x70	G9	14	42	D	1173			2900	2.000	8000	10	4000870 800638	✓	800.63



Deco Pipe

## Clear Claro Chiaro

W	⊖	∅ mm	⇅ mm	◻	lm	cd	✂	K	⌚	ON/OFF	📦	EAN	☑	
33	G9	22	90	D	440			2800	2.000	8000	10	4000870 800645	✓	800.64



Deco Pipe


## Clear Claro Chiaro

W	⊖	∅ mm	⇅ mm	◻	lm	cd	✂	K	⌚	ON/OFF	📦	EAN	☑	
28	GZ10	22	80	C	340			2700	1.000	4000	10	4000870 800652	✓	800.65
40	GZ10	22	80	C	570			2800	1.000	4000	10	4000870 800669	✓	800.66



## Silver Plateada Argentato

W	⊖	∅ mm	⇅ mm	◻	lm /90°	cd	✂	K	⌚	ON/OFF	📦	EAN	☑	
35	GU10	35	50	D	175	450	45	2900	2.000	8000	10	4000870 836323	✓	836.32



W	⊖	∅ mm	⇅ mm	□	lm/90°	cd	✂	K	⌚	ON/OFF		EAN	✓	
28	GU10	51	53	D	200	650	30	2900	2.000	8000	10	4000870 800355	✓	800.35
40	GU10	51	53	D	300	900	30	2900	2.000	8000	10	4000870 800362	✓	800.36




W	⊖	∅ mm	⇅ mm	□	lm/90°	cd	✂	K	⌚	ON/OFF		EAN	✓	
35	GU10	51	53	D	173	700	30	2900	4.000	16000	10	4000870 836347	✓	836.34
50	GU10	51	53	D	292	800	30	2900	4.000	16000	10	4000870 836354	✓	836.35



W	⊖	∅ mm	⇅ mm	□	lm	cd	✂	K	⌚	ON/OFF		EAN	✓	
28	GZ10	51	55	D	370			2700	2.000	8000	10	4000870 800430	✓	800.43
40	GZ10	51	55	D	586			2800	2.000	8000	10	4000870 800447	✓	800.44



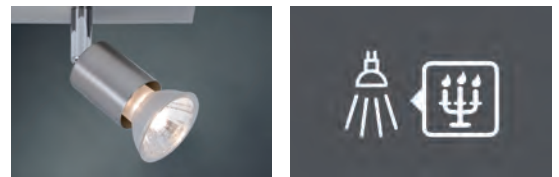

Maxiflood




W	⊖	∅ mm	⇅ mm	□	lm/90°	cd	✂	K	⌚	ON/OFF		EAN	✓	
50	GU10	51	53	D	315	700	30	2900	2.000	8000	10	4000870 836446	✓	836.44



Deco-Akzent

W	⊖	∅ mm	⇅ mm	□	lm/90°	cd	✂	K	⌚	ON/OFF		EAN	✓	
50	GU10	51	53	D	315	700	30	2900	2.000	8000	10	4000870 836422	✓	836.42



Deco-Akzent




W	⊖	∅ mm	⇅ mm	□	cd	✂	K	⌚	ON/OFF		EAN	✓		
max. 50	GU10 / E27	35	53								10	4000870 549292	✓	549.29







PAR20

🔗 Silver Plateada Argentato

W	⊖	∅ mm	↑ mm	⬡	lm/90°	cd	✂	K	⌚	ON/OFF		EAN		
75	GU10	63	65	D	485	2400	30	2900	2.000	8000	10	4000870 229521	✓	229.52



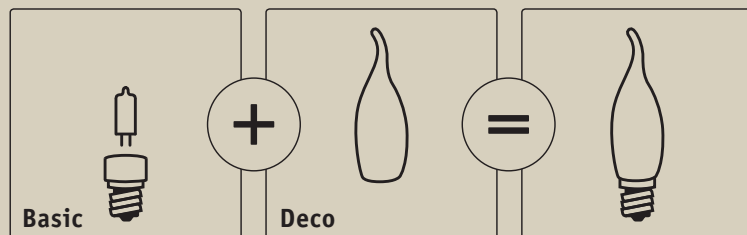
QPAR 111

🔗 Silver Plateada Argentato

W	⊖	∅ mm	↑ mm	⬡	lm/90°	cd	✂	K	⌚	ON/OFF		EAN		
50	GU10	111	70	D	250	1300	24	2900	2.000	8000	6	4000870 229538	✓	229.53
75	GU10	111	73	E	360	2000	24	2900	2.000	8000	10	4000870 229545	✓	229.54



*Your own combination!*  
*¡Haga sus propias combinaciones!*  
*Scegliete da soli le combinazioni!*



Decorated halogen lamps from Paulmann – all shapes, many colours

- ▶ Popular decorated shapes and colours for divers luminaire styles
- ▶ Opal matt surfaces
- ▶ For sockets with E14, E27, B22d or B15d sockets
- ▶ Brilliant light, efficient technology: Energy consumption reduced by up to 25% <sup>1)</sup>
- ▶ Do your own combinations: glass + socket = decorated lamp

Lámparas halógenas decoradas de Paulmann – todas las formas y muchos colores

- ▶ Variadas formas decorativas y colores para diversos estilos de lámpara
- ▶ Superficies en opal mate
- ▶ Para portalámparas con casquillo E14, E27, B22d o B15d
- ▶ Luz brillante, técnica eficiente: Hasta un 25 % de menor consumo energético <sup>1)</sup>
- ▶ Haga sus propias combinaciones: vidrio + portalámparas = lámpara decorativa

Lampadine alogene decorate Paulmann - tutte le forme e tanti colori

- ▶ Forme decorate e colori apprezzati per diversi stili di luci
- ▶ Superfici opali opache
- ▶ Per basi con portalampade E14, E27, B22d o B15d
- ▶ Luce brillante, tecnologia efficiente: Fino a 25 % di consumo energetico in meno <sup>1)</sup>
- ▶ Scegliete da soli le combinazioni - Vetro + base = Lampade decorate



<sup>1)</sup> Compared to a conventional bulb  
 Frente a lámparas incandescentes normales  
 Rispetto a una lampadina a incandescenza tradizionale

Basic



Clear Claro Chiaro



W	⚡	∅ mm	⇅ mm	◻	lm	cd	⚡	K	⌚	ON/OFF	📦	EAN	✓	
20	E27	28	51	D	235			2700	2.000	8000	10	4000870 549162	✓	549.16
33	E27	28	51	D	460			2800	2.000	8000	10	4000870 549179	✓	549.17
42	E27	28	51	D	630			2800	2.000	8000	10	4000870 549186	✓	549.18
70	E27	28	51	D	1173			2900	2.000	8000	10	4000870 549261	✓	549.26
20	E14	25	52	D	235			2700	2.000	8000	10	4000870 549193	✓	549.19
33	E14	25	52	D	460			2800	2.000	8000	10	4000870 549209	✓	549.20
42	E14	25	52	D	630			2800	2.000	8000	10	4000870 549216	✓	549.21

White Blanco Bianco



W	⚡	∅ mm	⇅ mm	◻	⚡	K	⌚	ON/OFF	📦	EAN	✓	
	G9 / B22d	28	50						10	4000870 549278	✓	549.27
	G9 / B15d	25	50						10	4000870 549285	✓	549.28



Basic □ = 477

🔗 Clear Claro Chiaro



🔗 Opal Opal Opale



∅35 ⇄ 105 mm  
EAN4000870 870068  
📦 10  
**870.06** ➡



∅100 ⇄ 107 mm  
EAN4000870 875698  
📦 4  
**875.69** ➡



∅80 ⇄ 88 mm  
EAN4000870 875773  
📦 5  
**875.77** ➡



∅60 ⇄ 70 mm  
EAN4000870 875759  
📦 6  
**875.75** ➡



∅45 ⇄ 52 mm  
EAN4000870 875742  
📦 8  
**875.74** ➡



∅60 ⇄ 84 mm  
EAN4000870 875780  
📦 6  
**875.78** ➡



∅38 ⇄ 88 mm  
EAN4000870 875766  
📦 10  
**875.76** ➡



∅35 ⇄ 67 mm  
EAN4000870 875872  
📦 8  
**875.87** ➡

🔗 Gold Oro Oro



∅35 ⇄ 105 mm  
EAN4000870 870082  
📦 10  
**870.08** ➡

🔗 Satin Satinada Satinato



∅60 ⇄ 70 mm  
EAN4000870 870013  
📦 6  
**870.01** ➡



∅45 ⇄ 52 mm  
EAN4000870 870037  
📦 8  
**870.03** ➡



∅60 ⇄ 84 mm  
EAN4000870 875735  
📦 6  
**875.73** ➡



∅38 ⇄ 88 mm  
EAN4000870 870051  
📦 10  
**870.05** ➡



∅38 ⇄ 88 mm  
EAN4000870 875728  
📦 8  
**875.72** ➡



∅35 ⇄ 90 mm  
EAN4000870 875902  
📦 8  
**875.90** ➡



∅35 ⇄ 105 mm  
EAN4000870 870075  
📦 10  
**870.07** ➡



∅27 ⇄ 60 mm  
EAN4000870 875490  
📦 10  
**875.49** ➡





Basic □ = 477

🌀 Ice-crystal clear Craquele clara  
Cristalli di ghiaccio chiaro



∅80 ⇄88 mm  
EAN4000870 875865



875.86

∅45 ⇄52 mm  
EAN4000870 875636



875.63

🌀 Soft yellow Amarillo satinado  
Giallo pallido



∅60 ⇄84 mm  
EAN4000870 875964



875.96

🌀 Ice-crystal amber Craquele ambar  
Cristalli di ghiaccio ambrato



∅60 ⇄70 mm  
EAN4000870 875605



875.60

🌀 Terracotta Terracota Terracotta



∅60 ⇄84 mm  
EAN4000870 875940



875.94

🌀 Gold kroko-ice Kroko - malla ambar  
Kraklè dorato



∅80 ⇄88 mm  
EAN4000870 875858



875.85

∅60 ⇄70 mm  
EAN4000870 875582



875.58

∅45 ⇄52 mm  
EAN4000870 875629



875.62

∅38 ⇄88 mm  
EAN4000870 875544



875.54

🌀 Crown mirror silver  
Cupula espejo plata  
Testina a specchio argentato



∅45 ⇄52 mm  
EAN4000870 875681



875.68

🌀 Crown mirror gold  
Cupula espejo oro  
Testina a specchio dorato



∅45 ⇄52 mm  
EAN4000870 875674



875.67



Clear Claro Chiaro



W	⊖	∅ mm	⇅ mm	◻	lm	cd	✂	K	⌚	ON/OFF	📦	EAN	📦
18	E27	55	95	D	210			2700	2.000	8000	6	4000870 400258	400.25
28	E27	55	95	D	370			2700	2.000	8000	6	4000870 400265	400.26
42	E27	55	98	D	625			2800	2.000	8000	6	4000870 400272	400.27
52	E27	60	106	D	815			2800	2.000	8000	6	4000870 400289	400.28
70	E27	60	106	D	1180			2900	2.000	8000	6	4000870 400296	400.29

Clear Claro Chiaro



W	⊖	∅ mm	⇅ mm	◻	lm	cd	✂	K	⌚	ON/OFF	📦	EAN	📦
105	E27	60	105	C	1900			2900	2.000	8000	6	4000870 400173	400.17 ✓
120	E27	60	105	C	2216			2900	2.000	8000	6	4000870 400180	400.18 ✓

Clear Claro Chiaro



W	⊖	∅ mm	⇅ mm	◻	lm	cd	✂	K	⌚	ON/OFF	📦	EAN	📦
42	B22d	55	97	D	625			2800	2.000	8000	6	4000870 400302	400.30
70	B22d	60	104	D	1180			2900	2.000	8000	6	4000870 400319	400.31

Clear Claro Chiaro



W	⊖	∅ mm	⇅ mm	◻	lm	cd	✂	K	⌚	ON/OFF	📦	EAN	📦
18	E14	35	98	D	205			2700	2.000	8000	10	4000870 510421	510.42
28	E14	35	98	D	370			2700	2.000	8000	10	4000870 510438	510.43
42	E14	35	98	D	625			2800	2.000	8000	10	4000870 510445	510.44

Clear Claro Chiaro



W	⊖	∅ mm	⇅ mm	◻	lm	cd	✂	K	⌚	ON/OFF	📦	EAN	📦
18	E14	35	124	D	205			2700	2.000	8000	10	4000870 510469	510.46
28	E14	35	124	D	370			2700	2.000	8000	10	4000870 513286	513.28
42	E14	35	124	D	625			2800	2.000	8000	10	4000870 513293	513.29

Clear Claro Chiaro



W	⊖	∅ mm	⇅ mm	◻	lm	cd	✂	K	⌚	ON/OFF	📦	EAN	📦
20	E14	25	85	D	235			2700	2.000	8000	10	4000870 540237	540.23
33	E14	25	85	D	458			2800	2.000	8000	10	4000870 540244	540.24





Clear Claro Chiaro

W	⊖	∅ mm	⇅ mm	◻	lm	cd	✂	K	⌚	ON/OFF		EAN	
28	B22d	35	93	D	370			2700	2.000	8000	10	4000870 510452	510.45



Clear Claro Chiaro

W	⊖	∅ mm	⇅ mm	◻	lm	cd	✂	K	⌚	ON/OFF		EAN	
18	E27	45	72	D	205			2700	2.000	8000	8	4000870 800164	800.16
28	E27	45	72	D	370			2700	2.000	8000	8	4000870 800171	800.17
42	E27	45	72	D	630			2800	2.000	8000	8	4000870 800188	800.18



Clear Claro Chiaro

W	⊖	∅ mm	⇅ mm	◻	lm	cd	✂	K	⌚	ON/OFF		EAN	
18	E14	45	80	D	210			2700	2.000	8000	8	4000870 314654	314.65
28	E14	45	80	D	370			2700	2.000	8000	8	4000870 314661	314.66
42	E14	45	80	D	625			2800	2.000	8000	8	4000870 314678	314.67



Clear Claro Chiaro

W	⊖	∅ mm	⇅ mm	◻	lm	cd	✂	K	⌚	ON/OFF		EAN	
28	B22d	45	73	D	370			2700	2.000	8000	8	4000870 314685	314.68



Silver Plateada Argentato

W	⊖	∅ mm	⇅ mm	◻	lm/90°	cd	✂	K	⌚	ON/OFF		EAN	
28	E14	50	85	D	160	300	40	2700	2.000	8000	8	4000870 200117	200.11
42	E14	50	85	D	243	400	40	2800	1.500	6000	8	4000870 200148	200.14

R50



Silver Plateada Argentato

W	⊖	∅ mm	⇅ mm	◻	lm/90°	cd	✂	K	⌚	ON/OFF		EAN	
28	E27	63	105		158	390	35	2800	1.000	4000	6	4000870 200131	200.13
42	E27	63	102	D	283	500	35	2800	1.000	4000	6	4000870 200124	200.12

R63



## *Conventional light bulbs*

### *Medios de iluminación convencionales*

### *Lampade convenzionali*

- 483 Pygmy lamps  
Lámparas pygmy  
Lampadine
- 484 Drop lights  
Lámparas gota  
Lampade a goccia
- 485 Candle lights  
Lámparas vela  
Lampade a candela
- 486 Standard lights  
Lámparas estándar  
Lampade multiuso
- 487 Reflector lights  
Lámparas reflectoras  
Lampade a riflettore
- 489 Special lights  
Lámparas especiales  
Lampade speciali





Clear Claro Chiaro

W	⊖	∅ mm	⇅ mm	◻	lm	cd	✂	K	⌚	ON/OFF	📦	EAN	📦
7	E14	25	60	D	43			2300	1.000		16	4000870 800157	800.15



Red Rojo Rosso



W	⊖	∅ mm	⇅ mm	◻	lm	cd	✂	K	⌚	ON/OFF	📦	EAN	📦
15	E14	25	60						1.000		16	4000870 800119	800.11



Yellow Amarillo Giallo



W	⊖	∅ mm	⇅ mm	◻	lm	cd	✂	K	⌚	ON/OFF	📦	EAN	📦
15	E14	25	60						1.000		16	4000870 800126	800.12



Green Verde Verde



W	⊖	∅ mm	⇅ mm	◻	lm	cd	✂	K	⌚	ON/OFF	📦	EAN	📦
15	E14	25	60						1.000		16	4000870 800133	800.13



TV - Blue TV - Azul TV - Bleu



W	⊖	∅ mm	⇅ mm	◻	lm	cd	✂	K	⌚	ON/OFF	📦	EAN	📦
15	E14	25	60	E					1.000		16	4000870 810101	810.10





Matt Mate Interno opaco

W	⚡	∅ mm	⇅ mm	□	lm	cd	✂	K	⌚	ON/OFF	📦	EAN	📦
8	E27	45	70	E	40			2300	1.000		8	4000870 128084	128.08



W	⚡	∅ mm	⇅ mm	□	lm	cd	✂	K	⌚	ON/OFF	📦	EAN	📦
8	E14	45	78	E	40			2300	1.000		8	4000870 127087	127.08



Red Rojo Rosso



W	⚡	∅ mm	⇅ mm	□	lm	cd	✂	K	⌚	ON/OFF	📦	EAN	📦
25	E27	45	70						1.000		8	4000870 401316	401.31



W	⚡	∅ mm	⇅ mm	□	lm	cd	✂	K	⌚	ON/OFF	📦	EAN	📦
25	E14	45	76						1.000		8	4000870 401217	401.21



Yellow Amarillo Giallo



W	⚡	∅ mm	⇅ mm	□	lm	cd	✂	K	⌚	ON/OFF	📦	EAN	📦
25	E27	45	70						1.000		8	4000870 401323	401.32



W	⚡	∅ mm	⇅ mm	□	lm	cd	✂	K	⌚	ON/OFF	📦	EAN	📦
25	E14	45	76						1.000		8	4000870 401224	401.22



Green Verde Verde



W	⚡	∅ mm	⇅ mm	□	lm	cd	✂	K	⌚	ON/OFF	📦	EAN	📦
25	E27	45	70						1.000		8	4000870 401330	401.33



W	⚡	∅ mm	⇅ mm	□	lm	cd	✂	K	⌚	ON/OFF	📦	EAN	📦
25	E14	45	76						1.000		8	4000870 401231	401.23



Blue Azul Blu



W	⚡	∅ mm	⇅ mm	□	lm	cd	✂	K	⌚	ON/OFF	📦	EAN	📦
25	E27	45	70						1.000		8	4000870 401347	401.34



W	⚡	∅ mm	⇅ mm	□	lm	cd	✂	K	⌚	ON/OFF	📦	EAN	📦
25	E14	45	76						1.000		8	4000870 401248	401.24





🔗 Matt Mate Interno opaco

W	⚡	∅ mm	⇅ mm	□	lm	cd	✂	K	⌚	ON/OFF	📦	EAN	📦
8	E27	35	95	E	40			2300	1.000	4000	10	4000870 444085	444.08
8	E14	35	97	E	40			2300	1.000	4000	10	4000870 449080	449.08



🔗 Red Rojo Rosso

W	⚡	∅ mm	⇅ mm	□	lm	cd	✂	K	⌚	ON/OFF	📦	EAN	📦
25	E14	35	98						1.000		10	4000870 402214	402.21

🔗 Yellow Amarillo Giallo

W	⚡	∅ mm	⇅ mm	□	lm	cd	✂	K	⌚	ON/OFF	📦	EAN	📦
25	E14	35	97						1.000		10	4000870 402221	402.22

🔗 Green Verde Verde

W	⚡	∅ mm	⇅ mm	□	lm	cd	✂	K	⌚	ON/OFF	📦	EAN	📦
25	E14	35	98						1.000		10	4000870 402238	402.23

🔗 Blue Azul Blu

W	⚡	∅ mm	⇅ mm	□	lm	cd	✂	K	⌚	ON/OFF	📦	EAN	📦
25	E14	35	98						1.000		10	4000870 402245	402.24



🔗 Clear Claro Chiaro

W	⚡	∅ mm	⇅ mm	□	lm/90°	cd	✂	K	⌚	ON/OFF	📦	EAN	📦
3	E27	35	95						1.000		10	4000870 531006	531.00

W	⚡	∅ mm	⇅ mm	□	lm	cd	✂	K	⌚	ON/OFF	📦	EAN	📦
3	E14	35	97						1.000		10	4000870 530009	530.00

W	⚡	∅ mm	⇅ mm	□	lm	cd	✂	K	⌚	ON/OFF	📦	EAN	📦
3	E14	35	130						1.000		10	4000870 530030	530.03





Red Rojo Rosso

W	⊖	∅ mm	⇅ mm	◻	lm	cd	✂	K	⌚	ON/OFF		EAN	⊞
25	E27	55	95						1.000		6	4000870 400210	400.21
40	E27	55	95						1.000		6	4000870 400418	400.41



Yellow Amarillo Giallo

W	⊖	∅ mm	⇅ mm	◻	lm	cd	✂	K	⌚	ON/OFF		EAN	⊞
25	E27	55	95						1.000		6	4000870 400227	400.22
40	E27	55	95						1.000		6	4000870 400425	400.42



Green Verde Verde

W	⊖	∅ mm	⇅ mm	◻	lm	cd	✂	K	⌚	ON/OFF		EAN	⊞
25	E27	55	95						1.000		6	4000870 400234	400.23
40	E27	55	95						1.000		6	4000870 400432	400.43



Blue Azul Blu

W	⊖	∅ mm	⇅ mm	◻	lm	cd	✂	K	⌚	ON/OFF		EAN	⊞
25	E27	55	95						1.000		6	4000870 400241	400.24
40	E27	55	95						1.000		6	4000870 400449	400.44



Anti Insecta

Yellow Amarillo Giallo

W	⊖	∅ mm	⇅ mm	◻	lm	cd	✂	K	⌚	ON/OFF		EAN	⊞
60	E27	55	95						1.000		6	4000870 460603	460.60





Red Rojo Rosso



	W	⊖	∅ mm	⇅ mm	◁	lm	cd	✂	K	⌚	ON/OFF		EAN	📦
R80	60	E27	80	115				80		1.000		5	4000870 250617	250.61
R63	40	E27	63	102				35		1.000		6	4000870 230411	230.41
R50	25	E14	50	85				35		1.000		8	4000870 201213	201.21



Yellow Amarillo Giallo



	W	⊖	∅ mm	⇅ mm	◁	lm	cd	✂	K	⌚	ON/OFF		EAN	📦
R80	60	E27	80	115				80		1.000		5	4000870 250624	250.62
R63	40	E27	63	102				35		1.000		6	4000870 230428	230.42
R50	25	E14	50	85				35		1.000		8	4000870 201220	201.22



Green Verde Verde



	W	⊖	∅ mm	⇅ mm	◁	lm	cd	✂	K	⌚	ON/OFF		EAN	📦
R80	60	E27	80	115				80		1.000		5	4000870 250631	250.63
R63	40	E27	63	102				35		1.000		6	4000870 230435	230.43
R50	25	E14	50	85				35		1.000		8	4000870 201237	201.23



Blue Azul Blu



	W	⊖	∅ mm	⇅ mm	◁	lm	cd	✂	K	⌚	ON/OFF		EAN	📦
R80	60	E27	80	115				80		1.000		5	4000870 250648	250.64
R63	40	E27	63	102				35		1.000		6	4000870 230435	230.43
R50	25	E14	50	85				35		1.000		8	4000870 201237	201.23





Red Rojo Rosso



W	⊖	∅ mm	⇅ mm	◻	lm	cd	✂	K	⌚	ON/OFF		EAN	✓	
80	E27	122	136				30		2.000		10	4000870 272817	✓	272.81

PAR38



Yellow Amarillo Giallo



W	⊖	∅ mm	⇅ mm	◻	lm	cd	✂	K	⌚	ON/OFF		EAN	✓	
80	E27	122	136				30		2.000		10	4000870 272824	✓	272.82

PAR38



Green Verde Verde



W	⊖	∅ mm	⇅ mm	◻	lm	cd	✂	K	⌚	ON/OFF		EAN	✓	
80	E27	122	136				30		2.000		10	4000870 272831	✓	272.83

PAR38



Blue Azul Blu



W	⊖	∅ mm	⇅ mm	◻	lm	cd	✂	K	⌚	ON/OFF		EAN	✓	
80	E27	122	136				30		2.000		10	4000870 272848	✓	272.84

PAR38





TV - Blue TV - Azul TV - Bleu



W	⊖	∅ mm	⇅ mm	□	lm	cd	✂	K	⌚	ON/OFF	📦	EAN	📦
15	E14	25	60	E					1.000		16	4000870 810101	810.10



300° Clear 300° Claro 300° Trasparenza



W	⊖	∅ mm	⇅ mm	□	lm	cd	✂	K	⌚	ON/OFF	📦	EAN	📦
15	E14	22	50	E	85			2300	1.000		16	4000870 820100	820.10



300° Clear 300° Claro 300° Trasparenza



W	⊖	∅ mm	⇅ mm	□	lm	cd	✂	K	⌚	ON/OFF	📦	EAN	📦
25	E14	25	55	E	125			2200	1.000	4000	16	4000870 820117	820.11



300° Clear 300° Claro 300° Trasparenza



W	⊖	∅ mm	⇅ mm	□	lm	cd	✂	K	⌚	ON/OFF	📦	EAN	📦
25	E14	45	75	E	185			2300	1.000	4000	8	4000870 820209	820.20
40	E14	45	75	E	389			2700	1.000		8	4000870 820407	820.40



Opal Opal Opale



W	⊖	∅ mm	⇅ mm	□	lm	cd	✂	K	⌚	ON/OFF	📦	EAN	📦
25	E14	45	78	E	160			2700	1.000		8	4000870 106211	106.21
40	E14	45	78	E	300			2700	1.000		8	4000870 106419	106.41



Clear Claro Chiaro



W	⊖	∅ mm	⇅ mm	□	lm	cd	✂	K	⌚	ON/OFF	📦	EAN	📦
15	BA15d	16	47	E	75			2300	1.000		16	4000870 808108	808.10



Blacklight Luz negra Luce nera



W	⊖	∅ mm	↑ mm	◻	lm	cd	✂	K	⌚	ON/OFF	📦	EAN	📦
75	E27	55	95						1.000		6	4000870 590706	590.70



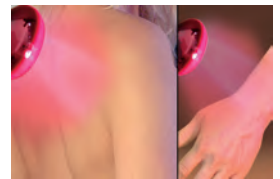
Blacklight Luz negra Luce nera

W	⊖	∅ mm	↑ mm	◻	lm	cd	✂	K	⌚	ON/OFF	📦	EAN	📦
75	E27	80	116						1.000		5	4000870 591703	591.70

R80



Red Rojo Rosso



	W	⊖	∅ mm	↑ mm	◻	lm	cd	✂	K	⌚	ON/OFF	📦	EAN	📦
R63 Infrared	40	E27	63	102				35		1.000		6	4000870 829769	829.76
R80 Infrared	60	E27	80	115				80		1.000		5	4000870 829776	829.77
R95 Infrared	100	E27	95	134				80		1.000		4	4000870 829660	829.66




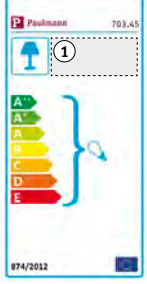

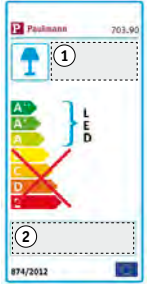
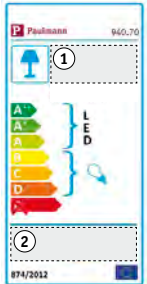







The energy-efficiency class label is shown as follows:

La etiqueta de clase de ahorro energético se representa del siguiente modo:

L'etichetta indicante la classe di efficienza energetica prevede la seguente rappresentazione:

	Example Ejemplo Esempio	①  Luminaires Lámpara Dispositivo	②  Bulbs Luminaria Lampadina
	<b>Arctus</b> <span style="float: right;">A<sup>++</sup>-E</span> max. 60 W, E27 230 V ⌀80 ø275 mm EAN 4000870 703458 <b>703.45</b>	This luminaire is compatible with bulbs of the energy classes <b>A<sup>++</sup>-E</b> . Esta lámpara es compatible con luminarias de las clases <b>A<sup>++</sup>-E</b> . Questo dispositivo è compatibile con lampadine delle classi energetiche <b>A<sup>++</sup>-E</b> .	
	<b>Futura</b> <span style="float: right;">A<sup>+</sup>-E</span> incl. 2×3,5 W, GU10, <span style="border: 1px solid black; padding: 0 2px;">A</span> 230 V ⌀150 ⇔275 ⌀80 mm EAN 4000870 601792 <b>601.79</b>	This luminaire is compatible with bulbs of the energy classes <b>A<sup>+</sup>-E</b> . Esta lámpara es compatible con luminarias de las clases <b>A<sup>+</sup>-E</b> . Questo dispositivo è compatibile con lampadine delle classi energetiche <b>A<sup>+</sup>-E</b> .	This luminaire is sold with a bulb of the energy class <b>A</b> . Esta luminaria se vende con una bombilla de la clase energética <b>A</b> . Il dispositivo è venduto con una lampadina di classe energetica <b>A</b> .
	<b>Orbit</b> <span style="float: right;">A<sup>++</sup>-A</span> incl. 1×18,5 W 1100 lm, 3000 K 230 V ø360 ⌀57 mm EAN 4000870 703908 <b>703.90</b>	This luminaire contains built-in LED lamps. Esta luminaria lleva lámparas LED incorporadas. Questo dispositivo è munito di lampade a LED integrate.	The lamps cannot be changed in the luminaire. Las lámparas de esta luminaria no son recambiables. Le lampade di questo dispositivo non sono sostituibili.
	<b>HaloLED</b> <span style="float: right;">A<sup>++</sup>-A B-D</span> incl. 4×20 W, GU4, <span style="border: 1px solid black; padding: 0 2px;">C</span> / 3×1,5 W 4×167 lm, 2900 K < 30°, 500 cd 230/12 V, 105 VA ⌀160 mm 2,5 mm <sup>2</sup> ⇔12 m EAN 4000870 940709 <b>940.70</b>	This luminaire contains built-in LED lamps and has sockets for bulbs of the energy classes <b>B-D</b> . Esta luminaria lleva lámparas LED incorporadas y contiene casquillos para bombillas de las clases energéticas <b>B-D</b> . Questo dispositivo è munito di lampade a LED integrate e di attacchi per lampadine di classi energetiche <b>B-D</b> .	This luminaire is sold with a bulb of the energy class <b>C</b> . Esta luminaria se vende con una bombilla de la clase energética <b>C</b> . Il dispositivo è venduto con una lampadina di classe energetica <b>C</b> .
	Example Ejemplo Esempio	③  Bulbs Luminaria Lampadina	
	⌀ mm 3 mm <span style="border: 1px solid black; padding: 0 2px;">□</span> Lm E27 66 130 <span style="border: 1px solid black; padding: 0 2px;">A</span> 820 E27 60 110 <span style="border: 1px solid black; padding: 0 2px;">A</span> 500	Energy-efficiency class: <b>A</b> Clase de ahorro energético: <b>A</b> Classe di efficienza energetica: <b>A</b>	

Products without specification of the energy-efficiency class are not included in the application area covered by EU Regulation 874/2012.

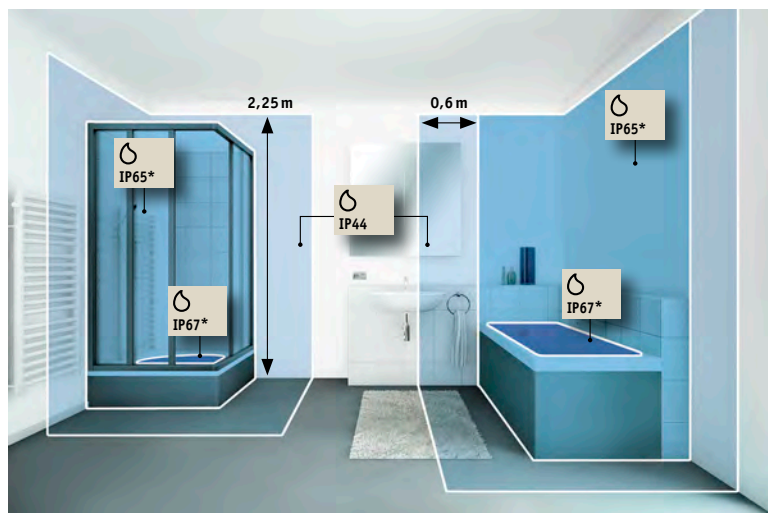
Los productos sin indicación de la clase de ahorro energético se salen del ámbito de aplicación del reglamento europeo 874/2012.

I prodotti che non recano l'indicazione della classe di efficienza energetica non rientrano nel campo di applicazione del regolamento UE 874/2012.

Socket – Shape – Lighting equipment  
 Portalámparas – Modelo – Tecnología  
 Base – Forma – Soluzione illuminotecnica

 <b>E27</b>	  <b>LED</b>  <b>Energy Saver</b>  <b>Halogen 230V</b>  <b>Classic</b>	 <b>GU10</b>	  <b>LED</b>  <b>Energy Saver</b>  <b>Halogen 230V</b>
 <b>E14</b>	  <b>LED</b>  <b>Energy Saver</b>  <b>Halogen 230V</b>  <b>Classic</b>	 <b>GZ10</b>	  <b>Halogen 230V</b>
 <b>B22d</b>	  <b>Halogen 230V</b>  <b>Energy Saver</b>	 <b>G4</b>	  <b>LED</b>  <b>Halogen 12V</b>
 <b>BA15d</b>	  <b>Halogen 230V</b>  <b>Classic</b>	 <b>GY6,35</b>	  <b>Halogen 12V</b>
 <b>GU4</b>	  <b>LED</b>  <b>Halogen 12V</b>	 <b>G9</b>	  <b>LED</b>  <b>Energy Saver</b>  <b>Halogen 230V</b>
 <b>GU5,3</b>	  <b>LED</b>  <b>Halogen 12V</b>	 <b>R7s</b>	  <b>LED</b>  <b>Halogen 230V</b>

Safe areas Áreas de protección Zone di protezione



Water proof during temporary immersion  
(\* and 12 V low voltage protector)

Resistente al agua en caso de inmersión temporánea  
(\* y 12 V tensión baja de protección máx.)

Impermeabile all'immersione temporanea  
(\* e 12 V bassissima tensione di protezione)



Water jet protected against direct water jets  
(\* and 12 V low voltage protector)

Resistente al agua proyectada en caso de chorro directo  
(\* y 12 V tensión baja de protección máx.)

Protezione dai getti diretti d'acqua  
(\* e 12 V bassissima tensione di protezione)



Splash protected  
Resistente a salpicaduras de agua  
Protezione dagli spruzzi d'acqua

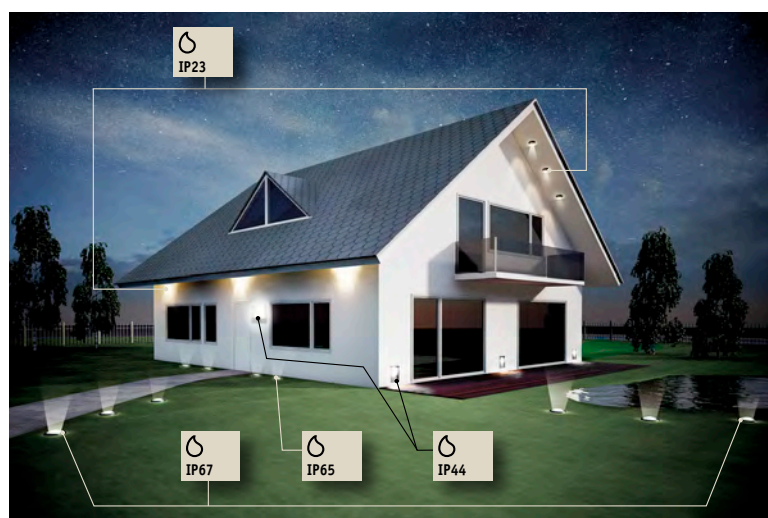


Spray protected  
Resistente al agua atomizada  
Protezione da acqua nebulizzata



Safety classification IP 23 only applies to ceiling fittings.  
La clase de protección IP sólo es válida en las instalaciones en el techo.

Il grado di protezione IP è valido solo per il montaggio a soffitto.



Rooms with electrical systems acc. to DIN VDE 0100 T.701 (areas valid for ceilings up to 2.25 m)

Only luminaires that are covered by a permanently attached glass plate may be installed in the ceiling or where the operation is low voltage protector.

The safety power source has to be outside the marked areas and there needs to be protection against direct contact of live parts. Cable and lines up to 5 cm deep in wall: only vertical layout and cable inlet in the back side of the luminaire.

The evaluation of the areas must be conducted by a local electrician in accordance with national installation regulations.

Interiores con equipos eléctricos según DIN VDE 0100 T.701 (margen válido de hasta 2,25 m de altura)

En el techo podrán empotrarse únicamente lámparas que estén cubiertas por una luna fija o que funcionen con baja tensión de protección.

La fuente de corriente de seguridad deberá hallarse fuera de la zona marcada y estar protegida contra el contacto directo de componentes conductores de tensión. Cables y conducciones hasta 5 cm bajo el enlucido: solamente tendido en vertical e introducción de cable en la cara trasera de la lámpara.

La evaluación de zonas deberá efectuarse en conformidad con las normativas de instalación nacionales y por un electricista local.

Locali con impianti elettrici a norma DIN VDE 0100 T.701 (zone con un'altezza massima di 2,25 m)

Gli apparecchi d'illuminazione possono essere incassati nel soffitto solo se sono coperti da una lastra di vetro fissa, oppure se sono alimentati con bassissima tensione.

La fonte della corrente di sicurezza deve essere disposta al di fuori delle zone contrassegnate e deve essere presente una protezione che impedisca il contatto diretto con i componenti attraversati dalla corrente. Cavi e conduttori fino a 5 cm sotto l'intonaco: solo posa verticale e inserimento del cavo nel lato posteriore dell'apparecchio d'illuminazione.

La valutazione delle zone deve essere eseguita da un elettricista del posto in conformità alle direttive d'installazione nazionali.

## Lumen values on Paulmann packaging Valor de lumen en el embalaje de Paulmann Valore lumen riportato sulle confezioni Paulmann

Select the desired design.

Find your socket type.

Should the lamp be dimmable?

Select the desired brightness (watts/  
 lumen). Please pay attention to the  
 minimum transformer load.

Which luminous colour should the lamp  
 have?

¡Seleccione el diseño que desee!

¡Busque su casquillo!

¿La lámpara debe ser regulable?

Seleccione la claridad deseada (vatios/  
 lumen). Tenga en cuenta la carga mínima  
 en transformadores.

¿Qué color de luz debe tener su lámpara?

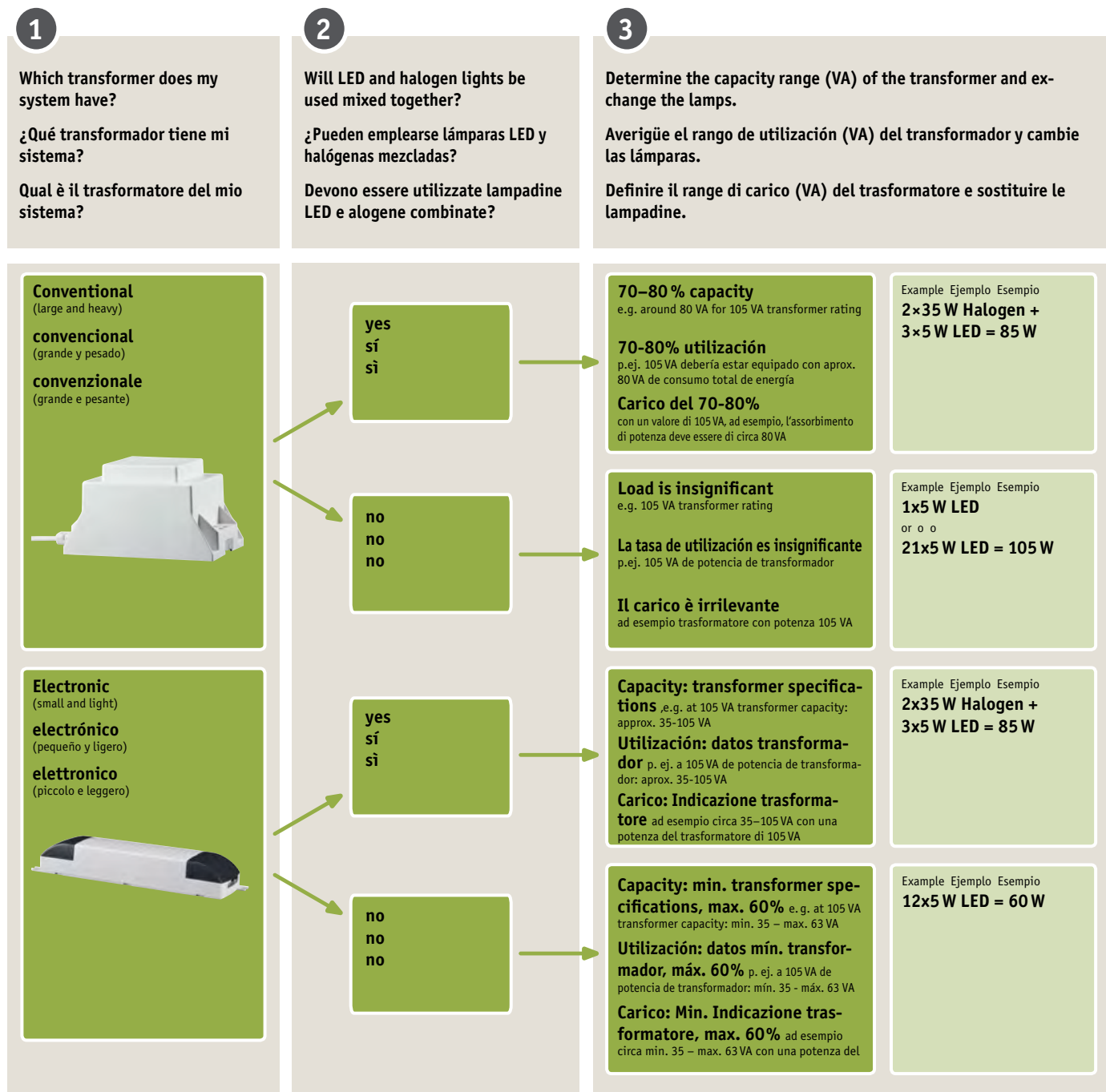
Selezionate la forma desiderata!

Individuate l'attacco giusto!

La luce deve essere regolabile?

Selezionate la luminosità desiderata (watt/  
 lumen). Considerate il carico minimo dei  
 trasformatori.

Quale deve essere il colore della luce della  
 lampadina?



The value of 1 VA (Volt-ampere) in the transformer rating corresponds to the value of 1 W (watt) in the rated power consumption of the lamps. If the new LED lamps do not meet the minimum transformer load, we recommend a new electronic transformer which consumes power of 0-40 watts (with LED). Item no. 977.67

El valor de 1 VA (voltamperios) en la norma de potencia de transformadores corresponde a 1W (vatío) de consumo de energía de las lámparas. Si los nuevos LED no alcanzan la carga mínima del transformador, le recomendamos un nuevo transformador eléctrico, que acepte potencia de 0-40 vatios (con LED) Art. n° 977.67

Il valore di 1 VA (voltampere) nell'indicazione della potenza del trasformatore corrisponde a 1 W (watt) di potenza assorbita delle lampadine. Se le nuove lampadine LED non raggiungono il carico minimo del trasformatore, si consiglia l'utilizzo di un nuovo trasformatore elettronico che assorbe la potenza di 0-40 watt (con i LED). Codice: 977.67

## Cable cross-sections 12V Secciones transversales del conductor 12V Sezioni dei cav 12V

Determination of the cable cross-section  
Determinación de la sección transversal del conductor  
Determinazione della sezione del cavo

Light output Potencia de lámpara Potenza della lampada	Cable length Longitud del conductor Lunghezza del cavo				
	2,5 m	5,0 m	7,5 m	10,0 m	15 m
	Cable cross-section mm <sup>2</sup> Sección transversal del conductor mm <sup>2</sup> Sezione del cavo in mm <sup>2</sup>				
20 W	0,75	0,75	1,5	1,5	2,5
50 W	1	2,5	4	4	6
100 W	2,5	4	6		
150 W	4	6			
200 W	4				
250 W	6				
300 W	6				

Only for feed cables to distributions – not for wire systems.  
Calculated for a 3 % voltage drop. Maximum cable length in the case of electronic transformers: 2 m.

Sólo para cables de entrada para distribuidores y no para sistemas de cables.  
Calculado para una caída de tensión de un 3 %. Longitud máxima de conductor de 2 m para transformadores electrónicos.

Solo per cavi di distribuzione, non per sistemi a fune.  
Calcolo eseguito per una caduta di tensione del 3 %. Per i trasformatori elettronici: lunghezza massima del cavo 2 m.

Recommended cable cross-sections for 12 V wire systems  
Secciones transversales del conductor recomendadas para sistemas de cables de 12V  
Sezioni raccomandate per i cavi di sistemi a fune a 12 V

Light output Potencia de lámpara Potenza della lampada	Wire length Longitud de cable Lunghezza della fune	
	< 5 m	> 5 – 15 m
	Cable cross-section in mm <sup>2</sup> Sección transversal del conductor mm <sup>2</sup> Sezione del cavo in mm <sup>2</sup>	
< 150 W	2,5	–
> 150 – 300 W	–	4





Wire systems may not have an output exceeding 300 W!  
In the event of a higher output requirement, use circuit-cutters, thus forming two electric circuits! The appearance of the wire will be unaffected.

Los sistemas de cables deben tener una potencia inferior a 300 W!  
Si se requiere más potencia, utilice un seccionador y cree así dos circuitos! Esto no repercute en la óptica del cable.

La potenza dei sistemi a fune non può superare i 300 W!  
Se è necessaria una potenza superiore, utilizzare appositi sezionatori per formare due circuiti elettrici! L'effetto estetico della fune resta inalterato.

## Transformer load Carga del transformador Carico massimo del trasformatore


How can transformers be fitted with an admissible load?  
¿Cómo se pueden dotar los transformadores con una carga fiable?  
Come ottenere il carico massimo consentito per i trasformatori?

Trafo VA	 10 W	 20 W	 35 W	 50 W
60 VA	6 x 10 W	3 x 20 W	1 x 35 W 3 x 20 W	1 x 50 W
70 VA	7 x 10 W	3 x 20 W 1 x 10 W	2 x 35 W	1 x 50 W 1 x 20 W
80 VA	8 x 10 W	4 x 20 W	2 x 35 W 1 x 10 W	1 x 50 W 3 x 10 W
105 VA	10 x 10 W	5 x 20 W	3 x 35 W	2 x 50 W
150 VA	15 x 10 W	7 x 20 W 1 x 10 W	4 x 35 W 1 x 10 W	3 x 50 W
200 VA	20 x 10 W	10 x 20 W	5 x 35 W 1 x 20 W	4 x 50 W
210 VA	21 x 10 W	10 x 20 W 1 x 10 W	6 x 35 W	4 x 50 W 1 x 10 W
250 VA	25 x 10 W	12 x 20 W 1 x 10 W	7 x 35 W	5 x 50 W
300 VA	30 x 10 W	15 x 20 W	8 x 35 W 1 x 20 W	6 x 50 W



How bright is the lamp?  
 ¿Cómo de luminosa es la lámpara?  
 Quanto è luminosa la lampadina?

Brightness with omnidirectional spotlights  
 Luminosidad de proyectores omnidireccionales  
 Luminosità con luci omnidirezionali

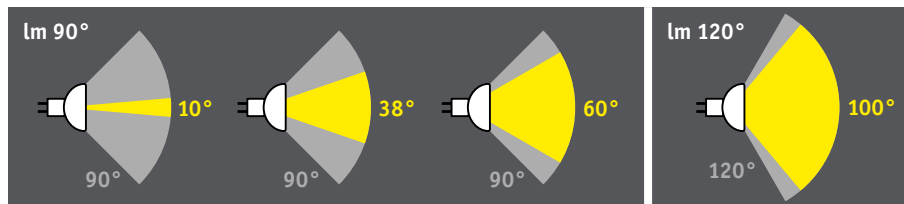


The unit of measurement lumen (lm) specifies with luminous flux the total amount of light that an omnidirectional lamp emits.

La unidad lumen (lm) de flujo luminoso indica la cantidad total de luz que emite una lámpara que irradie en todas direcciones.

L'unità di misura lumen (lm) e il flusso luminoso indicano la quantità complessiva di luce emanata da una lampadina.

Brightness with reflector lamps  
 Luminosidad de lámparas reflectoras  
 Luminosità con riflettori



All reflector lamps with a beam angle of up to 90° are prescribed with luminous flux in a 90° angle and can therefore be compared. The brightness is measured outside of the 90° angle even though the actual beam angle is lesser.

All reflector lamps with a beam angle of 91° to up to 120° are prescribed with luminous flux in a 120° angle. These bulbs are not suitable for accent lighting.

All bulbs with a beam angle greater than 120° are considered „non-directional light“ are prescribed with the luminous flux value (lumen, lm) that is determined in the complete 360° around the bulb.

The various units of measurement lumen (lm), lumen in the 90° angle (lm90°) and lumen in the 120° angle (lm120°) cannot be compared with each other.

Para posibilitar su comparación, en todas las lámparas reflectoras con un ángulo de irradiación de hasta 90° se indica el flujo luminoso en un ángulo de 90°. Se mide la luminosidad dentro del ángulo de 90°, aunque el ángulo de irradiación real sea menor.

En todas las lámparas reflectoras con un ángulo de irradiación de 91° hasta 120° se indica el flujo luminoso en un ángulo de 120°. Este tipo de luminaria no es adecuado para una iluminación de acentuación.

Todas las luminarias con un ángulo de irradiación mayor de 120° se consideran como „luz no dirigida“ y en ellas se indica el valor del flujo luminoso (lumen, lm) irradiado en todas direcciones (360°) alrededor de la luminaria.

Las diversas unidades de medida, lumen (lm), lumen en un ángulo de 90° (lm90°) y lumen en un ángulo de 120° (lm120°), no son comparables entre sí.

Tutti i riflettori con un angolo di irradiazione fino a max. 90° vengono contrassegnati con flusso luminoso a 90° e sono quindi comparabili tra loro. La luminosità viene misurata all'interno dell'angolo di 90°, anche se l'angolo di irradiazione effettivo è minore.

Tutti i riflettori con un angolo di irradiazione compreso tra 91° e max. 120° vengono contrassegnati con il valore di flusso luminoso a 120°. I corpi luminosi di questo tipo non sono adatti per l'illuminazione di accento.


Tutti i corpi luminosi con un angolo di irradiazione superiore a 120° sono considerati „luci non mirate“ e vengono contrassegnati con il valore di flusso luminoso (lumen, lm) calcolato su tutti i 360° intorno al corpo luminoso.

Le diverse unità di misura lumen (lm), lumen a 90° (lm90°) e lumen a 120° (lm120°) non sono comparabili tra loro.



Desired luminous colour?  
 ¿Qué color de luz se desea?  
 Quale colore della luce desidera?

## Candela



Broader beam angle, less light intensity  
 Mayor ángulo de irradiación, menor intensidad lumínica  
 Ampio angolo di irradiazione, intensità luminosa più ridotta


Narrower beam angle, greater light intensity  
 Menor ángulo de irradiación, mayor intensidad lumínica  
 Angolo di irradiazione più ridotto, elevata intensità luminosa

**The unit of measurement candela (cd)** specifies the light intensity of focused light as emitted by reflector lamps. Reflector lamps focus the luminous flux in a certain beam angle (specification in degrees). The narrower the angle, the greater is the focussing and the higher the candela value.

**La unidad candela (cd)** indica la intensidad luminosa de un haz de luz, como el generado por lámparas reflectoras. Las lámparas reflectoras concentran e intensifican el flujo luminoso en un ángulo determinado de irradiación (especificación en grados). Cuanto menor sea el ángulo, más intensa será la concentración y mayor el valor en candelas.

**L'unità di misura candela (cd)** indica l'intensità luminosa della luce in fasci, come ad esempio quella dei riflettori. I riflettori emettono la luce in fasci e rafforzano il flusso luminoso a un determinato angolo di irradiazione (indicato in gradi). Più ristretto sarà l'angolo, più potenti i fasci di luce e più elevato il valore candela.

Watt (W) = power consumption  
 Vatio (W) = consumo eléctrico  
 Watt (W) = consumo elettrico



Warm white  
 Blanco cálido  
 Bianco caldo

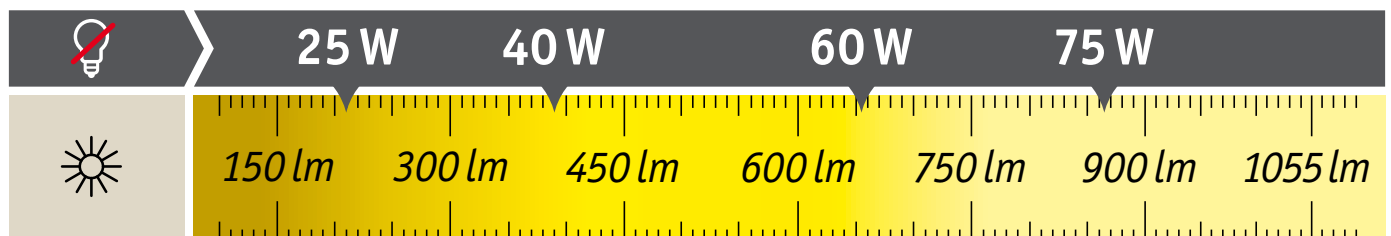
Neutral white  
 Blanco neutro  
 Bianco neutro

Daylight white  
 Blanco de luz del día  
 Buco diurna

**The colour temperature** is specified by the unit Kelvin (K) and describes whether the white light is either a more warm yellow or a cold blue. Warm white light is like the afternoon daylight; it has a comforting and relaxing effect. Neutral white light is invigorating; daylight white encourages concentration.

**La temperatura de color** se especifica en Kelvin (K) y describe si la luz blanca es más bien de un amarillento cálido o de un azulado frío. La luz blanca cálida se asemeja a la luz del atardecer y produce un efecto confortable y relajante. La luz blanca neutral produce un efecto estimulante, la luz blanca diurna potencia la concentración.

**La temperatura di colore** viene espressa in Kelvin (K) e indica se la luce bianca tende più alle tinte calde del giallo o a quelle fredde del blu. La luce bianca calda ricorda la luce naturale sul finire della giornata, ricreando un'atmosfera piacevole e rilassante. La luce bianca neutra ha un effetto energizzante, mentre quella bianca naturale aiuta la concentrazione.



Lumen (lm) = brightness  
 Lumen (lm) = luminosidad  
 Lumen (lm) = luminosità

## Dimmer identification Identificación del regulador Marcatura dimmer

When installing a luminaire you have to find the right dimmer for the right lamp.

En la instalación se debe combinar el regulador correcto con la lámpara/luminaria correcta.

In un'installazione, il dimmer deve essere adatto alla lampadina / luce.

The letters (**R, L, C, LED...**) or combinations of those letters indicate the types of dimmers, transformers and lamps.

Los distintivos (**R, L, C, LED...**) o sus combinaciones definen los reguladores, los transformadores y las lámparas.

I codici (**R, L, C, LED...**) o le relative combinazioni definiscono dimmer, trasformatori e lampade.

When choosing a dimmer, the letters on the dimmer must correspond to those on the transformer or the lamp.

Para elegir el regulador correcto, los respectivos distintivos del regulador, el transformador o la lámpara deberán coincidir.

Per la scelta del dimmer più adatto, i codici presenti sul dimmer, sul trasformatore o sulla lampada devono coincidere.

- LED products require an LED dimmer which can be either a LEADING-edge



or a TRAILING-edge



dimmer.

(Letters **LED, HV-LED, LEDi**)

- 12 V halogen lamps with an electronic transformer normally require a TRAILING-edge dimmer



(**R, C**)

- 12V halogen bulbs with a conventional transformer require a LEADING-edge dimmer.




(**R, L**)

- Any dimmer can be used with 230 V incandescent and halogen bulbs.



(**R / R, L / R, C / R, L, C**)

- Para los productos LED, necesita un regulador LED de corte de inicio de fase



o bien de corte de final de fase



(distintivos **LED, HV-LED, LEDi**)

- Para lámparas halógenas de 12 V con transformador electrónico, normalmente un regulador de corte de final de fase



(**R, C**)

- Para lámparas halógenas de 12 V con transformador convencional, un regulador de corte de inicio de fase.



(**R, L**)

- Las lámparas incandescentes y las lámparas halógenas de 230 V pueden regularse con cualquier regulador.



(**R / R, L / R, C / R, L, C**)

- Per le lampade a LED è necessario un dimmer LED ad anticipo di fase



o a ritardo di fase



(Codice **LED, HV-LED, LEDi**)

- Normalmente con le lampadine Halogen 12V con trasformatore elettronico viene impiegato un dimmer a ritardo di fase



(**R, C**)

- Per le lampadine Halogen 12V con trasformatore tradizionale, un dimmer ad anticipo di fase.



(**R, L**)

- Le lampadine a incandescenza e le lampade alogene 230V possono essere dimmerate con qualsiasi dimmer.



(**R / R, L / R, C / R, L, C**)



Dimmer  
Regulador  
Dimmer

	Bulbs Luminaria Lampadina	Classic 230 V	Halogen 230 V	Halogen 12 V	LED 230 V	LED 12 V	
		Transformers Transformador Trasformatore	–	–	Electronic electrónicos elettronici 	Conventional convencionales tradizionali 	–
<b>Phased dimmer for 230V lamps</b> Regulador de sección de fase para lámparas de 230 V Dimmer a ritardo di fase per lampade a 230 V		✓	✓				
<b>Phased dimmer for conventional transformers</b> Regulador de sección de fase para transformadores convencionales Dimmer a ritardo di fase per trasformatori tradizionali		✓	✓			✓*	
<b>Phased dimmer for electronic transformers</b> Regulador de corte de onda para transformadores electrónicos Dimmer ad anticipo di fase per trasformatori elettronici		✓	✓	✓		✓*	
<b>Universal dimmer</b> Regulador universal Dimmer universali		✓	✓	✓	✓	✓	
<b>Leading-edge dimmer for LED (LED, HV-LED, LEDi)</b> Regulador de corte de inicio de fase para LED (LED, HV-LED, LEDi) Dimmer ad anticipo di fase per LED (LED, HV-LED, LEDi)		✓	✓		✓*	✓*	
<b>Universal LED dimmer (LED, HV-LED, LED)</b> Regulador LED universal (LED, HV-LED, LEDi) Dimmer LED universale (LED, HV-LED, LEDi)		✓	✓	✓	✓*	✓*	

\* as long as the bulb is dimmable

\* siempre que la luminaria sea regulable




\* se la lampadina è dimmerabile

☞	☞	☞
2Easy . . . . . 127, 153-155, 404-407	Blocco cavo . . . . . 129	Decopipe . . . . . 447, 461, 474, 478
2Simple . . . . . 81-82	Bloque de cable . . . . . 129	DecoSystems . . . . . 116, 125, 148-151, 164
360° Cube Flame . . . . . 260	Bound . . . . . 24	Delta Profil . . . . . 223
a controllo remoto . . . . . 411	Butler . . . . . 69	Deneb . . . . . 34
Adaptador . . . . . 165, 412, 415-416	Cable . . . . . 127, 415	Detector de movimientos . . . . . 203, 427
Adapter . . . . . 165, 412, 415-416	Cable block . . . . . 129	Deviatore . . . . . 128
Adapter E27 - GU10 . . . . . 475	Cable connector . . . . . 127	Diadem . . . . . 40
Adattatore . . . . . 165, 412, 415-416	Cable de tensión . . . . . 127	Diamond . . . . . 434
AirLED . . . . . 100	Calami . . . . . 65	Dichroic . . . . . 87
Akzent . . . . . 470, 472	Candero . . . . . 67	Diffusore . . . . . 128
Alargamiento . . . . . 258	Cannes . . . . . 176	Difusor . . . . . 128
Alimentación . . . . . 129, 167	Canno . . . . . 66	Disc . . . . . 462
Alimentazione . . . . . 129, 167	Capella . . . . . 39	Disc Trafo . . . . . 418
Anello di montaggio . . . . . 279, 386	Capsule . . . . . 138, 146, 160, 164	Diversor . . . . . 128
Anello elastico . . . . . 416	Carcasa incorporado . . . . . 413-414	Diverter . . . . . 128
Anillo de montaje . . . . . 279, 386	Cardan . . . . . 110-111, 121	Dopp . . . . . 24
Antares . . . . . 42	Cardano . . . . . 304-305	Double . . . . . 133, 157
Anti Insecta . . . . . 486	Carina . . . . . 41	DressLight . . . . . 228
Aqua Mood . . . . . 302	Case . . . . . 132, 156	Drilled . . . . . 310
Arandela de retención . . . . . 416	Cavo . . . . . 127, 415	Drio . . . . . 154
Arazzo . . . . . 153	Cavo di tensione . . . . . 127	Drive . . . . . 137, 159
Arctus . . . . . 31	Circle . . . . . 138, 159	Drop . . . . . 78
Aria . . . . . 311, 314	Circlip . . . . . 416	Duo Profil . . . . . 221
Arido . . . . . 146	Clamp spot . . . . . 59, 66-67	easyClick2 . . . . . 356
Assistent I . . . . . 69	Classico . . . . . 95	Eleon . . . . . 41
Assistent II . . . . . 69	Clip spot . . . . . 59	Ella . . . . . 53
Asta . . . . . 54	Colmar . . . . . 119, 124	Elli . . . . . 54
Asta luminosa . . . . . 126	CombiSystems . . . . . 124-125	Emisor de pared . . . . . 411
Asterion . . . . . 40	Comet . . . . . 126	Encendedor . . . . . 466
Attacco . . . . . 415	Comet II . . . . . 173	Enchufe intermedio . . . . . 411
Attacco a parete . . . . . 128	Conector . . . . . 167	Enjoy LED . . . . . 57
Attacco cavo . . . . . 127	Conector enchufable . . . . . 415	Espiral . . . . . 463
Barelli . . . . . 139, 143-144, 160, 162-163	Conexión de pared . . . . . 128	Extension . . . . . 258
Barrel . . . . . 146, 308-309	Connector . . . . . 167	Faccetto . . . . . 23
Base set . . . . . 477	Connettore . . . . . 167	Falesco . . . . . 25
Basic . . . . . 409-410	Connettore a spina . . . . . 415	Falima . . . . . 33
Basic system . . . . . 106, 116, 127	Coppa da incasso . . . . . 413-414	Feed . . . . . 129, 167
Bela . . . . . 48	Cosylight . . . . . 478, 480, 485	Fiamma scintillante . . . . . 485
Bellatrix . . . . . 39	Crecimiento de plantas . . . . . 280, 438	Fiammingo . . . . . 265
Berengo . . . . . 34	Crescita di piante . . . . . 280, 438	Fine fuse . . . . . 426
Bharani . . . . . 41	Crosslight . . . . . 276	Finja . . . . . 67
Biabo . . . . . 33	Crown mirror . . . . . 449, 479	Fitting . . . . . 415
Binari . . . . . 166	Cubeline . . . . . 227	Flame . . . . . 265
Biodola . . . . . 153	Cupula espejo . . . . . 449, 479	Flame- color cálido . . . . . 265
Black light . . . . . 214, 436, 438, 441	Curvus . . . . . 59	Flat Trafo . . . . . 419
Blacklight . . . . . 490	Deco LED . . . . . 382	Flexo II . . . . . 64
Blanko . . . . . 148, 153, 164	DecoBeam . . . . . 21, 216	Flexus ESL . . . . . 68



	☞		☞		☞
Flexus I . . . . .	68	Juego de Zócalo . . . . .	.477	Minor . . . . .	29
Flexus II . . . . .	68	Juwel . . . . .	469, 471	Mipro Trafo. . . . .	419, 424
Flexus III. . . . .	68	Kegi . . . . .	.151	Mirfak . . . . .	32
Flexus IV . . . . .	68	Kiia . . . . .	53	Mirror light. . . . .	.59-60, 63, 65-66
Flickering candle . . . . .	.485	Klingsor. . . . .	.142	Mizar . . . . .	46
Floor Profil 1m . . . . .	.224	Klipp Klapp. . . . .	.388	Mobil Stripe . . . . .	.217
Floor recessed lights. . . . .	243-248, 252-253	Kuba . . . . .	.120	Mono . . . . .	.155
Foco con pinza . . . . .	59	Kuma . . . . .	44	Motion detector . . . . .	203, 427
Foco de pinza . . . . .	.59, 66-67	Kundry . . . . .	.143	Motion Sensor. . . . .	.169
Forno . . . . .	.489	Lamp holder . . . . .	.129	Natrix . . . . .	66
Function . . . . .	.216	Lampada a infrarossi. . . . .	.490	Navi . . . . .	47
Fusibili . . . . .	.426	Lampada tubolare . . . . .	.480	Nimbus . . . . .	45
Fusibles para corrientes débiles . . . . .	.426	Lámpara infrarroja . . . . .	.490	Nevo. . . . .	83
Futura. . . . .	83	Lámpara tubular . . . . .	.480	Noora . . . . .	52
Galeria . . . . .	63	Layer . . . . .	299-301	Número de casa . . . . .	261-262
Galeria I . . . . .	64	LED Star. . . . .	.400	Oculus. . . . .	66
Galeria II. . . . .	64	LED Stripes. . . . .	196-197, 199-200, 214	Outdoor light . . . . .	259-260
Garden Spot . . . . .	.250	Lenia . . . . .	43	Oven. . . . .	.489
Gemini . . . . .	42-43	Leonis. . . . .	30	PadLED . . . . .	.10-11, 13
Georgia . . . . .	93	light stick . . . . .	.126	PadLED Set. . . . .	12
Gesa . . . . .	67	Linear lamps. . . . .	.458	Patella . . . . .	63
Giba . . . . .	51	Liro . . . . .	312, 315	Pedal . . . . .	137, 159
Globe . . . . .	112-113, 174	Livo . . . . .	.153	Picture light. . . . .	62-63
Globo . . . . .	112-113, 174	Loop. . . . .	133, 157	Pinja. . . . .	52
Gryps . . . . .	67	Luce nera . . . . .	.490	PIR-Sensor . . . . .	.203, 395, 427
Halo+ . . . . .	468-469, 474-475	Lukida. . . . .	44	Plant growth . . . . .	.280, 438
HaloLED. . . . .	.113	Luminaria incorporada de suelo. . . . .	243-248, 252-253	Plantdart. . . . .	.280
Helena . . . . .	51	Luminarias de montaje . . . . .	371-374, 384, 392, 395	Plaza . . . . .	55
Helix. . . . .	80	Luminarias para espejos . . . . .	.59-60, 63, 65-66	Plug adapter. . . . .	.411
Hexa. . . . .	432, 472	Luminarias para murales . . . . .	62-63	Plug connector . . . . .	.415
HighPower LED . . . . .	.382	Lunar . . . . .	.14-16	Polar. . . . .	30
Hip. . . . .	176-177	Luster terminal . . . . .	.415	Pollux. . . . .	29
Horno de cocer . . . . .	.489	Luz negra . . . . .	214, 436, 438, 441, 490	Porta-lampada . . . . .	.129
House number. . . . .	261-262	Lyra . . . . .	49	Portalámparas. . . . .	129, 415
Hoya. . . . .	96	Mac . . . . .	.174	Power Supply . . . . .	203, 213, 422-423
IceLED I . . . . .	.104, 107, 171	Mac II. . . . .	.121-122, 126	Powerline. . . . .	114, 126
IceLED II . . . . .	.105, 107, 172	Macchina da cucire. . . . .	.489	Premium Line Drilled Alu . . . . .	310, 313, 316-317
imán. . . . .	.413	magnet . . . . .	.413	Premium Line Panel IP44 . . . . .	.283
inalámbrico . . . . .	.411	magnete . . . . .	.413	Profi Trafo . . . . .	.420
Infrared . . . . .	.490	Máquina de coser. . . . .	.489	Prolunga . . . . .	.258
Infrared lamp . . . . .	.490	Maxiflood . . . . .	430-431, 435, 469, 471, 475	Proxima. . . . .	45
Infrarosso . . . . .	.490	Mega . . . . .	.141	QPAR 111 . . . . .	.437
Infrarrojo . . . . .	.490	Meli . . . . .	82	QR 111 . . . . .	.472
IP44 . . . . .	.386	Micro Line Dress . . . . .	387, 391	Quad. . . . .	.151
Ixa . . . . .	33	Milla. . . . .	53	QuadLED . . . . .	107, 171
Jenni . . . . .	52	Mini electronic . . . . .	460, 462	Quadro . . . . .	274, 346-347, 362, 432, 472
JetLine . . . . .	.227	Mini LED . . . . .	.378	Rado. . . . .	149, 154



					
Rail . . . . .	166	Special Line Wall LED . . . . .	268	Tube LED . . . . .	79
Rail Switch . . . . .	169	Spice . . . . .	109, 114, 129	Tucana . . . . .	36, 38
Ramus . . . . .	65	Spice Transfo . . . . .	421	Turn . . . . .	86
Recessed fitting . . . . .	413-414	Spira . . . . .	153	Turno . . . . .	149
Regleta . . . . .	415	Spiral . . . . .	463	TV . . . . .	483, 489
Regula . . . . .	60	Spirale . . . . .	463	Twister . . . . .	95
Remo . . . . .	146	Spot a morsetti . . . . .	59, 66-67	Two-Step . . . . .	24, 401
Remote controlled . . . . .	411	Spot Cardan . . . . .	126	UpDownlight. . . . .	265, 278, 280
RGB . . . . .	215	Spot con clip. . . . .	59	URail . . . . .	132-148, 153-170
Riel . . . . .	166	Spot Cone . . . . .	139	USB-Stripe Pack Blue, Red/White. . . . .	218
Rilevatore di movimento . . . . .	203, 427	Spot Fennel . . . . .	124	Vallabon . . . . .	23
Ring . . . . .	133, 157	Spot Pipe . . . . .	140	Varilla de luz . . . . .	126
Roncalli . . . . .	142, 145, 162-163	Spot Scale . . . . .	140	Vega . . . . .	32
Roncalli II . . . . .	139, 160	Spot Sheela . . . . .	124	Vela de destellos . . . . .	485
Rondo . . . . .	84	Stage . . . . .	172	Vento . . . . .	149, 154
Rumas . . . . .	142	Starter . . . . .	466	Verbier . . . . .	176
Salt . . . . .	114, 124	Step . . . . .	399	Vico . . . . .	149, 155
Salto . . . . .	132, 156	Stepino . . . . .	25	Vilma . . . . .	52
Saphir . . . . .	43	surface mounted light. . . . .	371-374, 384, 392, 395	Vitrino . . . . .	59
Sara . . . . .	57, 114	Surface mounting ring . . . . .	279, 386	Walk LED . . . . .	56
Saro . . . . .	54	Suspension. . . . .	128, 166	Wall outlet . . . . .	128
Sarrasani . . . . .	147	Suspensión. . . . .	128, 166	Wall transmitter . . . . .	411
Saturn . . . . .	399	Techno . . . . .	90, 124	WaveLine . . . . .	237
Security . . . . .	469-470	Techno II. . . . .	91	Whirl . . . . .	297-298
SenseLight . . . . .	226	Teja . . . . .	92-93, 177	Wireless Adapter . . . . .	168
Serrafilo . . . . .	415	Teja Flex . . . . .	92	Wolba . . . . .	80
Set de montaje de elementos de tensión . . . . .	128-129	Telecomando murale. . . . .	411	Wolbi . . . . .	140, 150-151
Set di montaggio a trazione . . . . .	128-129	tension cable . . . . .	127	Work LED . . . . .	57
Set TeleComet II . . . . .	112	Tension fitting kit . . . . .	128-129	WorX . . . . .	236
Seven Color . . . . .	437	Tessa . . . . .	149, 154	WorX Plus. . . . .	236
Sewing machine . . . . .	489	Testina a specchio . . . . .	449, 479	Xara . . . . .	311
Sheela . . . . .	110, 115, 175	TIP. . . . .	93	Xeta . . . . .	20
Shell . . . . .	299-301	Titurel II . . . . .	141, 161	Yasmin . . . . .	95
Shine . . . . .	138, 160, 400-401	Togo . . . . .	109, 120, 126	YourLED 196-202, 204-205, 207, 210-213, 215-216	
Sigma . . . . .	88	Toroidal Decorative Trafo . . . . .	421	Zeta . . . . .	47
Simplo . . . . .	59	Tower LED . . . . .	56	Zoccolo set. . . . .	477
Sinus . . . . .	177	Trabani . . . . .	49	Zyli. . . . .	78, 150
Sistema base . . . . .	106, 116, 127	Trafo. . . . .	203, 213, 418-424, 426	Zylindro. . . . .	59
Sistema de base. . . . .	106, 116, 127	Transformador. . . . .	203, 213, 418-424, 426		
SkyLight . . . . .	397-398	transformer . . . . .	424		
Slimline. . . . .	235	Trasformatore. . . . .	424		
Slimline Micro . . . . .	235	Trinca de cable . . . . .	127		
Socket. . . . .	129, 415	Trinidad. . . . .	119		
Sospensione . . . . .	128, 166	TriX . . . . .	226		
Spano . . . . .	23	Tube . . . . .	139, 161		
Special Line LED Allround . . . . .	277	Tube Duo . . . . .	69		
Special Line UpDownlight . . . . .	278-279	Tube lamp . . . . .	480		

106.21	489	281.44	434	282.57	439	283.30	431	284.14	457	549.27	477
106.41	489	281.70	446	282.59	439	283.31	443	284.15	458	549.28	477
127.08	484	281.71	446	282.60	430	283.32	443	284.16	458	549.29	475
128.08	484	281.72	445	282.61	445	283.33	454	284.17	458	5700	347
178.03	128	281.73	445	282.62	454	283.34	454	284.18	433	5704	347
178.06	128	281.74	446	282.63	454	283.35	446	314.65	481	5774	349
178.10	128	281.75	453	282.64	449	283.36	429	314.66	481	5775	349
178.14	128	281.76	453	282.65	449	283.37	451	314.67	481	5777	349
178.24	128	281.79	433	282.66	445	283.38	433	314.68	481	5792	354
178.34	129	281.80	441	282.67	453	283.39	453	400.17	480	5794	354
179.43	350	281.81	454	282.68	453	283.40	445	400.18	480	5796	354
179.45	350	281.82	445	282.69	449	283.41	438	400.21	486	590.70	490
179.46	350	281.83	436	282.70	449	283.42	433	400.22	486	591.70	490
179.51	351	281.84	431	282.71	440	283.43	433	400.23	486	600.04	150
179.53	351	281.85	438	282.72	435	283.44	434	400.24	486	600.05	150
179.54	351	281.86	436	282.73	435	283.45	434	400.25	480	600.06	150
179.55	351	281.87	435	282.74	435	283.46	430	400.26	480	600.07	150
179.56	351	281.88	440	282.75	429	283.47	430	400.27	480	600.08	150
179.57	352	281.92	448	282.76	429	283.48	439	400.28	480	600.09	150
200.11	481	281.96	434	282.77	429	283.49	439	400.29	480	600.11	150
200.12	481	281.97	448	282.78	440	283.50	439	400.30	480	600.12	151
200.13	481	282.01	439	282.79	448	283.51	444	400.31	480	600.14	151
200.14	481	282.06	434	282.80	448	283.52	452	400.41	486	600.15	151
201.21	487	282.08	444	282.82	449	283.53	452	400.42	486	600.53	150
201.22	487	282.09	451	282.84	437	283.54	448	400.43	486	600.55	151
201.23	487	282.10	451	282.85	434	283.55	434	400.44	486	600.56	150
202000223	416	282.11	456	282.86	435	283.56	457	401.21	484	601.22	87
202000224	416	282.12	456	282.87	429	283.57	457	401.22	484	601.23	87
216	415	282.13	441	282.88	430	283.61	442	401.23	484	601.24	87
217	415	282.14	436	282.89	433	283.62	447	401.24	484	601.25	87
218.9	415	282.15	431	282.90	433	283.63	446	401.31	484	601.62	80
228	416	282.16	436	282.91	444	283.64	447	401.32	484	601.70	95
229	416	282.17	441	282.92	444	283.65	447	401.33	484	601.71	95
229.52	476	282.18	438	282.93	452	283.66	446	401.34	484	601.72	95
229.53	476	282.19	435	282.94	452	283.67	455	402.21	485	601.73	95
229.54	476	282.21	439	282.95	452	283.68	455	402.22	485	601.74	95
230	414	282.22	439	282.96	452	283.69	455	402.23	485	601.75	95
230.41	487	282.24	433	282.97	439	283.70	454	402.24	485	601.76	95
230.42	487	282.25	439	282.98	439	283.71	447	404000125	416	601.77	95
230.43	487	282.26	439	282.99	434	283.72	447	404000126	416	601.78	83
232	205, 258	282.27	433	283.00	434	283.73	443	404000752	416	601.79	83
233	416	282.28	440	283.01	430	283.74	443	404000753	416	601.80	83
236	414	282.29	440	283.02	458	283.75	443	404001963	416	601.81	83
250	413	282.30	448	283.03	458	283.76	443	444.08	485	601.82	84
250.61	487	282.31	448	283.04	458	283.77	443	449.08	485	601.83	84
250.62	487	282.32	435	283.05	458	283.78	443	460.60	486	601.84	84
250.63	487	282.33	435	283.06	446	283.79	451	500.01	337	601.85	84
250.64	487	282.34	444	283.07	446	283.80	451	503.25	280	601.86	83
251	413	282.35	444	283.08	445	283.81	451	510.42	480	601.87	83
272.81	488	282.36	431	283.09	445	283.82	455	510.43	480	601.88	83
272.82	488	282.37	431	283.10	446	283.83	455	510.44	480	601.89	83
272.83	488	282.38	438	283.11	453	283.84	455	510.45	481	601.98	80
272.84	488	282.39	438	283.12	453	283.85	454	510.46	480	601.99	80
280.00	431	282.40	452	283.13	449	283.86	451	513.28	480	602.00	80
280.07	437	282.41	452	283.14	449	283.87	451	513.29	480	602.33	86
280.08	437	282.42	453	283.15	445	283.88	451	530.00	485	602.34	86
280.09	437	282.43	453	283.16	454	283.89	451	530.03	485	602.35	86
280.10	437	282.44	440	283.17	454	283.90	455	5308	127	602.36	86
280.11	435	282.45	440	283.18	449	283.91	455	5309	127	602.37	86
280.13	437	282.46	435	283.19	449	283.92	455	531.00	485	602.38	86
280.48	435	282.47	435	283.20	445	283.93	455	5310	127	602.39	86
280.49	431	282.48	431	283.21	453	283.94	455	540.23	480	602.40	86
280.71	442	282.49	432	283.22	453	283.95	455	540.24	480	602.64	80
280.91	429	282.50	432	283.23	449	283.98	440	549.16	477	602.65	80
281.10	457	282.51	432	283.24	449	284.08	442	549.17	477	602.66	80
281.11	457	282.52	437	283.25	432	284.09	434	549.18	477	602.67	80
281.12	433	282.53	437	283.26	432	284.10	434	549.19	477	602.68	82
281.33	438	282.54	437	283.27	447	284.11	457	549.20	477	602.69	82
281.37	432	282.55	430	283.28	447	284.12	457	549.21	477	602.70	82
281.38	432	282.56	430	283.29	430	284.13	457	549.26	477	602.71	82









602.72	87	603.80	72	700.34	23	703.29	214	704.33	18	705.08	29
602.73	87	603.81	72	701.28	20	703.30	221	704.34	18	705.09	29
602.74	87	603.82	71	701.29	20	703.31	216	704.35	226	705.10	207
602.75	87	603.83	71	701.77	153	703.34	204	704.36	210	705.11	207
602.80	88	603.84	71	701.79	54	703.35	201	704.37	19	705.12	207
602.81	88	603.85	71	701.96	196	703.36	199	704.38	19	705.67	188
602.82	88	603.86	71	701.97	196	703.37	199	704.39	225	705.68	185
602.83	88	603.87	74	701.98	197	703.38	200	704.40	225	705.69	185
602.84	88	603.88	74	701.99	203, 213, 422	703.41	34	704.41	225	705.70	188
602.85	85	603.89	74	702.00	203, 213, 422	703.42	34	704.42	225	705.71	185
602.86	85	603.90	74	702.01	203, 423	703.43	31	704.43	226	705.72	185
602.87	85	603.99	81	702.02	201	703.44	31	704.44	226	705.73	188
602.88	85	604.00	81	702.03	204	703.45	31	704.45	227	705.74	192
602.89	85	604.01	81	702.04	204	703.46	32	704.46	227	705.75	192
602.90	88	604.02	81	702.08	199	703.47	32	704.47	226	705.76	192
602.91	88	604.03	96	702.09	199	703.48	32	704.48	226	705.77	180
602.92	88	604.04	96	702.10	200	703.49	48	704.49	227	705.78	180
602.93	88	604.05	96	702.15	204	703.50	43	704.50	227	705.79	180
603.14	94	604.06	96	702.21	221	703.51	43	704.51	203, 427	705.80	180
603.15	94	604.07	97	702.43	56	703.52	41	704.52	202	705.81	181
603.16	94	604.08	97	702.44	55	703.53	41	704.53	221	705.82	181
603.17	94	604.09	97	702.45	56	703.54	42	704.54	227	705.83	181
603.18	94	604.10	97	702.47	205	703.55	49	704.55	218	705.84	181
603.19	89	660.29	96	702.48	55	703.56	49	704.56	218	705.85	184
603.20	89	660.30	96	702.51	204	703.57	49	704.57	218	705.86	184
603.21	89	660.51	51	702.52	197	703.58	43	704.58	196	705.87	188
603.22	89	660.52	51	702.53	197	703.59	42	704.59	196	705.88	184
603.23	89	661.68	90	702.54	196	703.60	46	704.60	197	705.89	184
603.24	149	661.69	90	702.55	196	703.61	46	704.61	202	705.90	205
603.25	149	661.70	90	702.56	196	703.62	46	704.62	213	705.91	202
603.26	149	661.71	90	702.57	196	703.63	46	704.63	44	705.92	199
603.27	149	661.72	90	702.61	223	703.64	47	704.64	45	705.93	199
603.34	78	663.07	93	702.62	223	703.65	47	704.65	30	705.94	200
603.35	78	663.08	92	702.63	223	703.66	46	704.66	30	705.95	233
603.36	78	663.10	92	702.64	223	703.85	17	704.67	29	705.96	233
603.37	78	663.11	93	702.65	223	703.86	17	704.68	48	705.97	233
603.39	78	663.12	92	702.66	223	703.87	17	704.69	45	705.98	233
603.40	78	663.13	93	702.67	221	703.88	17	704.70	44	705.99	204
603.41	78	663.14	92	702.68	221	703.89	17	704.71	45	7059	126
603.43	78	663.15	93	702.69	221	703.90	17	704.72	38	706.00	214
603.44	79	663.16	92	702.70	221	703.91	236	704.73	38	706.01	214
603.45	79	663.63	93	702.71	221	703.92	236	704.74	38	706.02	214
603.46	79	663.64	93	702.72	221	703.93	236	704.75	36	706.03	214
603.48	79	663.65	93	702.73	221	703.98	226	704.76	36	706.04	180
603.54	75	663.66	93	702.74	221	703.99	226	704.77	36	706.05	180
603.55	75	665.15	91	702.75	221	704.00	227	704.78	37	706.06	232
603.56	75	665.16	91	702.82	204	704.01	227	704.79	37	706.07	40
603.57	75	665.17	91	702.83	216	704.02	227	704.80	215	706.08	40
603.58	75	665.42	91	702.84	234	704.03	228	704.81	215	706.09	49
603.59	77	665.43	81	702.85	234	704.04	228	704.82	211	706.10	47
603.60	77	665.54	81	702.90	20	704.05	237	704.83	210	706.11	47
603.61	77	665.55	81	702.91	21	704.06	237	704.84	210	706.12	232
603.62	77	665.56	81	702.99	33	704.07	207	704.85	212	706.13	232
603.63	77	665.57	82	703.00	33	704.08	207	704.88	205	706.14	232
603.64	76	665.63	82	703.01	33	704.09	224	704.89	204	706.15	192
603.65	76	665.64	82	703.09	207	704.10	224	704.90	204	706.16	192
603.66	76	665.65	82	703.10	207	704.13	209	704.92	40	706.17	192
603.67	76	666.04	96	703.11	207	704.14	209	704.93	41	706.18	192
603.68	76	666.05	96	703.12	207	704.15	209	704.94	39	706.19	193
603.69	73	700.00	153	703.13	236	704.16	209	704.95	39	706.21	193
603.70	73	700.01	153	703.14	236	704.17	208	704.98	229	706.23	190
603.71	73	700.02	153	703.15	236	704.18	208	704.99	228	706.24	190
603.72	73	700.18	23	703.16	236	704.19	208	705.00	229	706.27	191
603.73	73	700.19	23	703.17	198	704.26	35	705.01	228	706.28	191
603.74	73	700.21	24	703.18	198	704.27	35	705.02	212	706.29	190
603.75	73	700.23	24	703.19	200	704.28	196	705.03	211	706.30	190
603.76	73	700.24	24	703.20	198	704.29	196	705.04	210	706.33	191
603.77	72	700.25	24	703.21	198	704.30	197	705.05	210	706.34	191
603.78	72	700.30	25	703.22	200	704.31	210	705.06	210	706.35	230
603.79	72	700.33	23	703.28	214	704.32	18	705.07	210	706.36	230

706.37	231	707.25	30	820.10	489	875.76	478	894.39	463	925.16	340
706.38	231	749.94	55	820.11	489	875.77	478	920.15	362	925.17	338
706.39	231	749.95	55	820.20	489	875.78	478	920.16	362	925.18	338
706.40	231	750.00	235	820.40	489	875.85	479	920.18	366	925.21	313
706.41	16	750.50	235	829.66	490	875.86	479	920.21	366	925.22	316
706.42	16	750.60	235	829.76	490	875.87	478	920.24	363	925.23	317
706.43	16	750.80	235	829.77	490	875.90	478	920.25	363	925.24	310
706.44	16	751.06	235	831.07	468	875.94	479	920.26	363	925.25	354
706.45	16	751.08	235	831.08	468	875.96	479	920.27	363	925.26	354
706.46	16	751.13	235	831.14	468	880.12	463	920.28	364	925.27	353
706.47	16	751.21	235	831.15	468	880.13	463	920.29	364	925.28	346
706.48	15	753.01	305	831.16	468	880.14	463	920.31	369	925.29	314
706.49	15	753.02	305	831.17	468	880.15	463	920.32	370	925.30	314
706.50	15	753.03	305	831.18	468	880.56	460	920.33	370	925.31	311
706.51	15	770.10	52	831.19	468	880.87	461	920.34	289	925.32	311
706.52	15	770.15	53	831.21	468	880.88	463	920.35	285	925.33	339
706.53	14	770.16	54	832.09	472	880.89	463	920.36	287	925.34	339
706.54	14	770.18	53	832.12	472	880.90	463	920.37	283	925.35	297
706.55	14	770.19	53	832.13	470	882.22	462	920.38	289	925.36	345
706.56	14	770.25	57	832.23	472	883.13	460	920.39	285	925.37	310
706.57	189	770.29	52	832.25	472	883.19	460	920.40	287	925.39	312
706.58	189	770.31	52	832.33	469	883.21	460	920.41	283	925.41	315
706.59	187	770.32	53	832.42	470	883.23	462	920.58	358	925.43	297
706.60	187	770.37	52	832.44	470	883.28	460	920.59	358	925.44	399
706.61	183	770.54	56	832.45	470	883.29	460	920.60	359	925.45	398
706.62	183	791.90	23	832.46	470	883.38	462	920.61	358	925.46	311
706.63	183	792.12	25	832.47	469	884.24	466	920.62	358	925.47	308
706.64	183	793.80	51	832.48	469	884.32	464	920.63	359	925.48	308
706.65	182	793.81	51	832.53	471	884.40	464	920.64	360	925.50	308
706.66	182	793.90	54	832.60	471	884.45	464	920.65	360	925.80	309
706.67	182	793.91	57	832.61	472	884.46	464	920.66	361	925.81	318
706.68	182	793.92	57	833.14	471	884.47	464	920.67	360	925.84	342
706.69	186	795.30	56	833.25	471	884.48	464	920.68	360	925.85	319
706.70	186	800.11	483	833.36	470	884.49	465	920.69	361	925.86	384
706.71	186	800.12	483	833.56	470	884.50	465	920.70	358	925.87	384
706.72	186	800.13	483	833.66	470	884.51	465	920.71	358	925.89	410
706.73	189	800.15	483	833.71	472	884.52	465	920.72	359	925.90	404
706.74	189	800.16	481	833.74	472	884.84	466	920.73	358	925.91	404
706.75	187	800.17	481	833.76	469	885.04	465	920.74	358	925.92	404
706.76	187	800.18	481	833.79	470	885.06	465	920.75	359	925.93	404
706.83	193	800.21	468	836.32	474	885.08	465	920.76	360	925.94	405
706.84	193	800.22	468	836.34	475	885.13	465	920.77	360	925.95	405
706.85	193	800.23	468	836.35	475	885.14	462	920.78	361	925.97	407
706.86	27	800.24	468	836.42	475	885.15	466	920.79	360	925.98	407
706.87	27	800.25	469	836.44	475	885.19	466	920.80	360	925.99	314
706.88	27	800.26	469	838.24	469	885.20	466	920.81	361	926.02	319
706.89	27	800.30	474	838.26	469	885.21	466	920.82	303	926.05	320
706.90	27	800.31	474	838.33	469	885.36	466	920.83	303	926.06	409
706.91	28	800.32	474	860.02	462	885.41	466	920.84	303	926.09	283
706.92	28	800.33	474	860.03	464	885.44	466	920.85	353	926.10	285
706.93	22	800.34	468	860.07	462	885.45	466	920.86	355	926.11	285
706.94	22	800.35	475	870.01	478	885.49	466	920.87	381	926.12	284
706.95	22	800.36	475	870.03	478	885.50	466	920.88	381	926.13	284
706.96	215	800.40	474	870.05	478	885.53	466	920.89	381	926.14	285
706.97	215	800.41	474	870.06	478	885.54	466	920.90	381	926.15	284
706.98	209	800.42	474	870.07	478	885.58	466	920.91	381	926.16	404
706.99	209	800.43	475	870.08	478	885.60	465	920.92	381	926.17	404
7066	126	800.44	475	875.49	478	885.61	465	920.93	337	926.19	312
707.00	217	800.45	470	875.54	479	885.62	465	920.94	337	926.20	313
707.01	217	800.47	470	875.58	479	885.63	465	920.95	337	926.21	313
707.02	217	800.49	470	875.60	479	885.64	465	920.97	286	926.22	313
707.03	218	800.59	474	875.62	479	890.20	461	920.98	282	926.23	315
707.04	218	800.60	474	875.63	479	892.39	463	920.99	286	926.24	316
707.05	219	800.62	474	875.67	479	892.40	463	921.00	282	926.25	316
707.06	219	800.63	474	875.68	479	893.14	460	922.00	354	926.26	316
707.07	217	800.64	474	875.69	478	894.09	461	922.01	354	926.27	317
707.08	217	800.65	474	875.72	478	894.11	461	922.08	354	926.28	317
707.22	30	800.66	474	875.73	478	894.19	461	922.09	397	926.29	317
707.23	30	808.10	489	875.74	478	894.34	463	925.05	412	926.30	410
707.24	30	810.10	483, 489	875.75	478	894.35	463	925.06	412	926.31	316





											
926.32	313	927.69	326	928.41	332	936.99	249	938.07	270	941.06	102
926.54	297	927.70	326	928.42	332	937.00	278	938.08	266	941.07	102
926.58	339	927.71	331	928.43	332	937.26	346	938.09	266	941.08	102
926.59	339	927.72	331	928.44	332	937.27	346	938.10	415	941.09	105
926.60	339	927.73	331	928.45	332	937.28	346	938.11	259	941.10	106
926.64	304	927.74	331	928.46	341	937.29	346	938.12	259	941.11	103
926.66	304	927.75	328	928.47	341	937.30	356	938.13	259	941.12	104
926.67	304	927.76	328	928.48	341	937.31	356	938.14	259	941.13	104
926.68	304	927.77	328	928.49	341	937.32	402	938.15	259	941.14	105
926.73	314	927.78	328	935.00	393	937.40	273	938.16	260	941.15	105
926.80	307	927.79	328	935.11	391	937.41	273	938.17	456	941.16	103
926.81	307	927.80	328	935.12	391	937.42	273	938.18	408	941.17	103
926.82	307	927.81	333	935.14	391	937.43	273	938.19	456	941.18	104
926.84	298	927.82	333	935.15	387	937.44	273	938.20	408	941.20	109
926.85	319	927.83	333	935.16	387	937.45	273	938.21	271	941.23	110
926.86	342	927.84	335	935.18	387	937.46	245	938.22	271	941.24	109
926.87	318	927.85	335	935.20	387	937.48	246	938.23	258	941.25	110
926.88	319	927.86	334	935.21	387	937.49	246	938.24	258	941.26	111
926.89	320	927.87	334	935.23	387	937.51	250	938.25	266	941.27	110
926.90	309	927.88	334	935.25	387	937.52	274	938.26	266	941.28	111
926.91	306	927.89	291	935.26	387	937.53	274	938.27	277	950.08	162
926.92	286	927.90	292	935.28	387	937.54	252	938.28	277	950.16	165
926.93	290	927.91	292	935.41	385	937.56	275	938.29	277	950.17	165
926.94	290	927.92	293	935.42	385	937.57	275	938.30	277	950.37	138
926.95	290	927.93	293	935.43	382	937.58	282	938.31	277	950.65	173
926.96	290	927.94	409	935.44	382	937.59	252	938.32	456	950.73	168
927.02	306	927.95	409	935.45	376	937.60	402	938.33	258	950.74	10
927.03	284	927.96	295	935.46	384	937.61	416	938.34	247	950.75	10
927.04	302	927.97	328	935.47	384	937.62	416	938.35	456	950.76	11
927.05	294	927.98	328	935.49	382	937.63	269	938.36	456	950.77	172
927.06	294	927.99	331	935.50	378	937.64	249	938.37	456	950.78	11
927.09	340	928.00	331	935.51	378	937.65	262	938.38	408	950.79	11
927.10	295	928.03	328	935.52	380	937.66	253	938.39	408	950.80	11
927.11	296	928.04	324	935.53	380	937.67	253	938.42	337	950.81	11
927.12	296	928.05	324	935.54	380	937.68	280	938.43	337	950.82	11
927.13	340	928.06	323	935.55	380	937.69	261	938.44	337	950.85	175
927.14	288	928.07	323	935.56	380	937.70	265	940.00	124	950.86	166
927.15	288	928.08	323	935.57	380	937.71	265	940.01	116	950.91	147
927.16	288	928.09	323	935.58	377	937.72	255	940.03	127	950.92	147
927.17	288	928.10	323	935.59	376	937.74	247	940.16	124	950.93	144
927.18	289	928.11	323	935.60	377	937.75	247	940.23	124	951.09	144
927.19	289	928.12	323	935.61	368	937.76	248	940.28	124	951.17	140
927.20	287	928.13	323	935.62	368	937.77	248	940.32	125	951.18	141
927.21	324	928.14	327	935.63	369	937.78	263	940.45	124	951.19	141
927.22	324	928.15	327	935.64	371	937.79	262	940.46	124	951.21	141
927.23	300	928.16	327	935.65	371	937.80	264	940.59	112	951.22	142
927.24	301	928.17	327	935.66	372	937.81	264	940.63	112	951.23	134
927.25	301	928.18	327	935.67	372	937.82	260	940.65	112	951.24	170
927.26	299	928.19	327	935.68	373	937.83	254	940.66	113	951.25	170
927.27	299	928.20	327	935.69	374	937.84	254	940.70	113	951.26	170
927.28	300	928.21	327	935.70	374	937.85	254	940.79	108	951.29	134, 158
927.33	294	928.22	325	935.71	374	937.86	254	940.80	108	951.36	166
927.34	294	928.23	325	935.72	392	937.87	243	940.81	108	951.40	166
927.35	297	928.24	325	935.73	373	937.88	244	940.82	109	951.54	139
927.36	298	928.25	325	935.74	375	937.89	244	940.84	100	951.55	160
927.54	322	928.26	325	935.75	375	937.90	255	940.85	100	951.60	173
927.55	322	928.27	325	935.76	375	937.91	261	940.88	107	951.61	174
927.56	322	928.28	325	935.77	375	937.92	255	940.89	107	951.68	142
927.57	322	928.29	325	935.78	318	937.93	255	940.90	107	951.69	145
927.58	322	928.30	329	935.79	318	937.94	255	940.91	107	951.70	162
927.59	322	928.31	329	935.80	373	937.95	263	940.92	107	951.71	163
927.60	330	928.32	329	935.81	395	937.96	243	940.93	107	951.72	143
927.61	330	928.33	329	935.82	370	937.97	243	940.94	107	951.73	145
927.62	330	928.34	329	935.83	370	937.98	400	940.95	107	951.76	137
927.63	330	928.35	329	935.84	369	938.00	400	940.96	106	951.77	146
927.64	326	928.36	329	935.85	394	938.02	401	940.98	100	951.78	136
927.65	326	928.37	329	935.86	383	938.03	401	941.00	100	951.80	134
927.66	326	928.38	332	935.87	383	938.04	401	941.02	100	951.81	140
927.67	326	928.39	332	935.88	383	938.05	416	941.03	100	951.82	148
927.68	326	928.40	332	935.89	383	938.06	416	941.05	102	951.83	148

951.85	164	953.53	155	976.51	153	979.83	415	989.70	365	997.38	406
951.86	164	953.54	154	976.52	164	979.85	415	989.71	365	997.39	406
951.92	171	953.55	149	976.53	168	979.9919	426	989.88	272	997.40	406
951.93	171	953.56	149	976.54	168	979.9929	426	990.68	59	997.42	404
951.94	171	953.57	149	976.55	167	979.9939	426	990.75	62	997.43	404
951.95	171	953.58	149	976.56	166	979.9949	426	990.76	62	997.44	404
951.96	172	953.59	149	976.57	166	979.9979	426	990.77	63	997.47	406
951.97	172	953.60	146	976.79	167	979.9989	426	990.78	63	997.49	410
951.98	165	953.61	146	976.81	167	983.51	382	990.81	59	997.54	410
951.99	165	953.64	154	976.82	166	983.52	382	990.82	59	997.55	409
952.04	136	953.65	154	976.83	166	983.98	394	990.83	59	998.07	344
952.05	159	953.66	154	976.84	166	984.02	388	992.61	64	998.08	344
952.06	135	953.67	154	976.85	167	984.07	388	992.62	64	998.10	397
952.07	135	960.16	125	976.86	166	984.29	392	992.66	69	998.11	397
952.08	158	965.11	177	976.87	166	984.32	390	992.73	69	998.12	379
952.09	158	965.20	176	976.88	166	984.49	390	993.02	349	998.14	379
952.10	135	965.21	177	976.91	162	984.62	390	993.07	349	998.15	379
952.11	135	965.25	176	976.92	163	984.66	388	993.13	348	998.16	268
952.12	137	965.28	405	976.93	162	984.71	389	993.16	348	998.17	267
952.13	159	965.29	409	976.94	163	984.73	389	993.33	343	998.18	267
952.14	136	965.30	406	977.01	420	984.74	389	993.42	343	998.21	67
952.15	136	968.31	167	977.03	424	984.76	389	993.43	343	998.23	67
952.16	158	968.33	166	977.15	420	985.18	393	993.45	343	998.24	67
952.18	134	968.34	166	977.20	420	985.61	398	993.47	343	998.25	67
952.19	137	968.36	144	977.23	425	985.68	386	993.48	343	998.29	68
952.21	13	968.37	144	977.24	425	985.69	386	993.52	348	998.30	68
952.22	13	968.42	143	977.25	420	985.70	386	993.53	350	998.42	153
952.23	12	968.43	142	977.26	425	985.71	386	993.57	349	998.43	153
952.24	12	968.45	142	977.27	425	985.74	386	993.60	350	998.44	153
952.25	13	968.46	143	977.28	418	985.75	386	993.77	351	998.65	374
952.26	13	968.47	143	977.29	418	987.54	423	993.94	344	998.66	374
952.27	140	968.51	167	977.32	425	987.56	278	994.45	351	998.88	61
952.28	139	968.52	145	977.33	425	987.59	426	994.47	351	998.89	61
952.29	140	968.54	166	977.34	425	987.62	338	994.50	343	998.90	61
952.69	137	968.85	167	977.36	420	987.64	338	994.53	351	998.91	60
952.70	159	968.86	167	977.37	424	987.68	276	994.54	351	998.92	60
952.71	138	968.88	167	977.38	424	987.72	276	994.56	351	998.93	60
952.72	159	968.89	167	977.39	425	987.73	352	994.60	342	998.94	61
952.73	138	970.18	119	977.51	419	987.77	279	994.61	342	998.95	61
952.74	146	971.1229	126	977.53	419	987.79	279	994.73	351	998.96	61
952.75	164	971.229	126	977.54	419	987.81	279	994.74	351	998.97	62
952.78	138	971.80	114	977.59	426	987.82	279	994.76	351	998.98	62
952.79	160	971.82	119	977.60	425	987.91	278	994.77	302	998.99	62
952.80	139	972.03	121	977.67	422	988.43	245	994.88	268		
952.81	160	972.04	121	977.68	418	988.45	250	994.97	272		
952.82	169	972.51	114	977.69	418	988.46	258	995.09	347		
952.83	160	972.78	421	977.71	420	988.47	427	995.41	362		
952.84	13	972.83	129	977.759	415	988.68	256	995.43	362		
952.85	139	973.97	119	977.81	419	988.69	256	995.45	362		
952.86	161	974.69	120	977.82	419	988.70	257	995.47	362		
952.94	168	974.71	120	978.019	129	988.71	257	995.72	347		
952.95	168	974.73	126	978.029	127	988.75	244	995.73	347		
952.96	168	974.74	165	978.41	129	988.76	243	996.19	69		
953.07	141	974.90	126	978.44	129	988.77	244	996.71	69		
953.08	161	974.92	122	978.45	129	988.78	355	996.75	64		
953.09	133	974.93	122	979.01	128	988.79	355	996.77	64		
953.10	157	974.98	122	979.047	127	988.80	355	996.79	60		
953.11	169	974.99	122	979.05	127	988.89	399	996.80	60		
953.15	133	975.04	121	979.055	127	988.91	251	996.81	65		
953.16	157	975.22	175	979.057	127	988.92	251	996.82	63		
953.17	169	975.32	115	979.059	127	989.34	355	996.83	63		
953.18	169	975.35	115	979.067	127	989.36	355	996.84	65		
953.19	133	975.36	115	979.069	127	989.40	355	996.85	65		
953.20	157	975.38	423	979.12	426	989.41	355	996.87	66		
953.21	132	975.49	411	979.32	421	989.42	355	996.89	66		
953.22	156	975.52	411	979.41	421	989.43	355	996.90	66		
953.23	132	975.99	166	979.43	421	989.44	355	996.92	66		
953.24	156	976.26	174	979.45	421	989.46	355	996.94	68		
953.51	154	976.48	166	979.46	421	989.47	355	996.97	68		
953.52	154	976.49	166	979.73	415	989.68	365	996.99	68		



**A**

**ÖSTERREICH**

Paulmann Ges.m.b.H  
Linzerstrasse 89-91  
A-3003 Gablitz  
☎ +43 2231 66492  
☎ +43 2231 6649217  
info@paulmann.at

**AND**

**ANDORRA**

Paulmann Iluminación S.L.U.  
Ctra.Barcelona, nº 150 – Local 4  
ES- 08205 Sabadell (Barcelona)  
☎ +34 937279533  
☎ +34 937255953  
info@paulmann.es

**B**

**BELGIË**

VSA  
Hagelberg 29  
B-2440 Geel  
☎ +31 499 551460  
☎ +31 499 575795  
Paulmann@vanspijk.nl

**BG**

**БЪЛГАРИЯ**

Mankovski Ltd.  
16 Ana Felixsova Street  
Orchid Hills, bl. 2, fl. 4, ap. 14  
9000 Varna  
☎ +359 886654093  
i\_mankovski@abv.bg

**BIH**

**BOSNIA-HERCEGOVINA**

Mikrut D.O.O.  
Maciej Mikrut  
Ulica Ivana Pengova 18  
SI- 1230 Domzale  
☎ +386 31518153  
☎ +386 17219514  
mmikrut@paulmann.si

**CH**

**SCHWEIZ**

Puag AG  
Oberebenstrasse 51  
CH-5620 Bremgarten  
☎ +41/56-6488855  
☎ +41/56-6488850  
info@puag.ch

**CY**

**ΚΥΠΡΟΣ**

ΕΛΕΚΤΡΟΪΜΠΕΞ ΕΛΛΑΣ Α.Ε.  
Δερβενίων & Ποσειδώνος  
GR-14410 Μεταμόρφωση  
☎ +30 2102819783  
☎ +30 2102819385  
info@electroimpex.gr

**CZ**

**ČESKÁ REPUBLIKA**

Ing. Radek Brada  
Za Sídlištěm 450  
CZ-25241 Dolní Břežany  
☎ +420 602331140  
☎ +420 241416267  
brada.radek@volny.cz

**D**

**DEUTSCHLAND**

Paulmann Licht GmbH  
Quezinger Feld 2  
31832 Springe Völksee  
☎ +49 5041 998-0  
☎ +49 5041 998-119  
info@paulmann.de

**DK**

**DANMARK**

SB Trade ApS  
Rædersgade 3,1  
DK-8700 Horsens  
☎ +45 7023-2723  
☎ +45 7023-2703  
mb@sb.dk

**E**

**ESPAÑA**

Paulmann Iluminación S.L.U.  
Ctra.Barcelona, nº 150 – Local 4  
ES- 08205 Sabadell (Barcelona)  
☎ +34 937279533  
☎ +34 937255953  
info@paulmann.es

**EST**

**EESTI**

SIA Paulmann-Gaisma  
Gertrudes Iela 53-1A  
LV- 1011 Riga  
☎ +371 67280542  
☎ +371 67542413  
Paulmann@latnet.lv

**F**

**FRANCE**

Paulmann Lumière S.A.  
21, rue Desaix- CS 21076  
F-67452 Mundolsheim Cedex  
☎ +33 3 90203737  
☎ +33 3 90203757  
comm@paulmann.fr

**FIN**

**SUOMI (FINLAND)**

Hedengren Yhtioet  
OY HedTec Ab  
Maenkimiehentie 4  
02780 ESPOO  
☎ +358 9 68288202  
☎ +358 9 673813  
lighting@hedtec.fi

**FL**

**LIECHTENSTEIN**

Puag AG  
Oberebenstrasse 51  
CH-5620 Bremgarten  
☎ +41/56-6488855  
☎ +41/56-6488850  
info@puag.ch

**GB**

**UNITED KINGDOM**

Light Source Europe Ltd.  
6 Great Western Business Park  
McKenzie Way  
Worcester  
WR4 9PT  
☎ +44 1905 22243  
☎ +44 1905 611263  
sales@lselectlighting.com

**GR**

**ΕΛΛΑΔΑ**

ΕΛΕΚΤΡΟΪΜΠΕΞ ΕΛΛΑΣ Α.Ε.  
Δερβενίων & Ποσειδώνος  
GR-14410 Μεταμόρφωση  
☎ +30 210 2819783  
☎ +30 210 2819385  
info@electroimpex.gr

**H**

**MAGYARORSZÁG**

DINOCOOP GmbH  
DINOCOOP GmbH  
Radvány u. 24  
1118 Budapest XI  
☎ +36-1-3193064  
☎ +36-1-3193066  
dinocoop@dinocoop.hu

**HR**

**HRVATSKA**

Mikrut D.O.O.  
Maciej Mikrut  
Ulica Ivana Pengova 18  
SI- 1230 Domzale  
☎ +386 31518153  
☎ +386 17219514  
mmikrut@paulmann.si

**I**

**ITALIA**

TreEsse SRL  
Via Campanella 65  
50019 Sesto Fiorentino  
(Firenze)  
☎ +39 055 4252687  
☎ +39 055 4211598  
elena@treessesrl.com

**IS**

**ISLAND**

Johann Olafsson & Co  
Krokhals 3  
IS-110 Reykjavik  
☎ +354- 5331904  
☎ +354- 5331901  
jarni@olafsson.is

**L**

**LUXEMBOURG**

VSA  
Hagelberg 29  
B-2440 Geel  
☎ +31 499 551460  
☎ +31 499 575795  
Paulmann@vanspijk.nl

**LT**

**LIETUVA**

SIA Paulmann-Gaisma  
Gertrudes Iela 53-1A  
LV- 1011 Riga  
☎ +371 67280542  
☎ +371 67542413  
Paulmann@latnet.lv

**LV**

**LATVIJA**

SIA Paulmann-Gaisma  
Gertrudes Iela 53-1A  
LV- 1011 Riga  
☎ +371 67280542  
☎ +371 67542413  
paulmann@latnet.lv

**MK**

**MAKEDONIJA**

DPTUU „EL-LUKS“ DOOLE  
ul : Leninova br. 79  
MK-2400 Strumica  
☎ +389 75 301 109  
☎ +389 34 320 133  
info@el-lux.com.mk

**MNE**

**CRNA GORA**

HIDRO NEON DOO  
Ive Lole Ribara 13  
SRB-23232 Torak  
☎ +381-21-505 790  
☎ +381-21-520 156  
peraneon@eunet.rs

**N**

**NORGE**

Lyskomponenter AS  
Sagmyra 2A  
N-4624 Kristiansand S  
☎ +47 38003636  
☎ +47 38003639  
firmapost@lyskomponenter.no

**NL**

**NEDERLAND**

VSA  
De Scheper 402  
NL-5688HP Oirschot  
☎ +31 499 551460  
☎ +31 499 575795  
Paulmann@vanspijk.nl

**P**

**PORTUGAL**

Paulmann Iluminación S.L.U.  
Ctra.Barcelona, nº 150 – Local 4  
ES- 08205 Sabadell (Barcelona)  
☎ +34 937279533  
☎ +34 937255953  
info@paulmann.es

**PL**

**POLSKA**

Premium Light Sp. z o.o.  
ul. Kukutek 42 A  
PL-41-200 Sosnowiec  
☎ +48 32 785 36 63  
☎ +48 32 750 07 81  
biuro@premium-light.pl

**RO**

**ROMANIA**

Atrium Design SRL  
Str. Balciului, no.1  
Sector 2,  
RO-021501 Bucharest  
☎ +40 21 252 4653  
☎ +40 21 252 4654  
atrium@atrium.ro

**RUS**

**РОССИЯ**

Лайт Капитал 000  
ул.Выборгская д.16  
стр.1 оф.А809  
125212, г.Москва  
☎ +7 495 514-19-08  
☎ +7 495 514-19-08  
info@paulmann.ru

**S**

**SVERIGE**

Paulmann Licht GmbH  
Quezinger Feld 2  
D-31832 Springe  
☎ +49 5041 998-0  
☎ +49 5041 998-169  
info@paulmann.de

**SK**

**SLOVAKIA**

Ing. Radek Brada  
Za Sídlištěm 450  
CZ-25241 Dolní Břežany  
☎ +420 602331140  
☎ +420 241416267  
brada.radek@volny.cz

**SLO**

**SLOVENIJA**

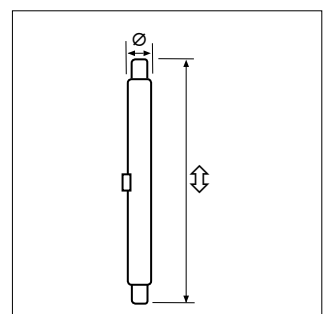
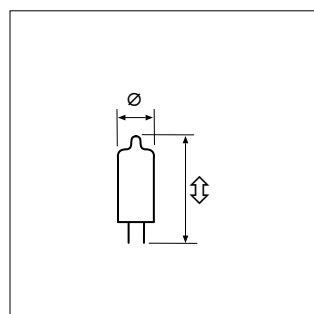
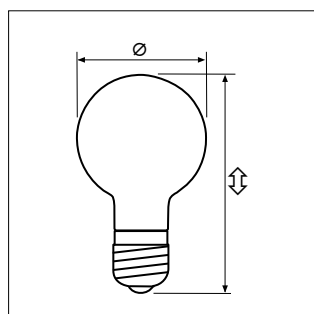
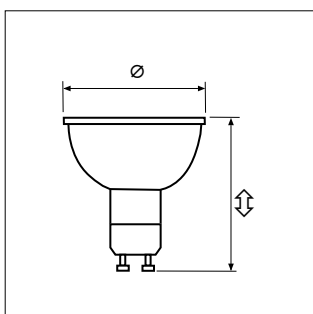
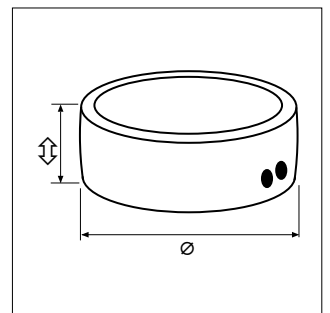
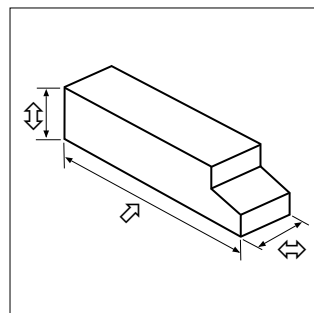
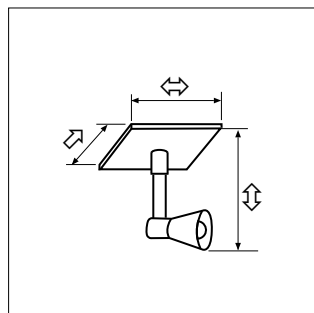
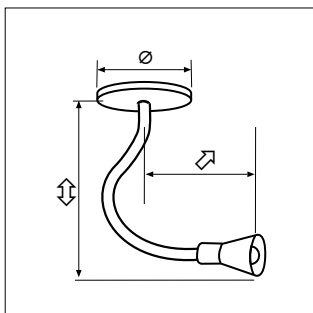
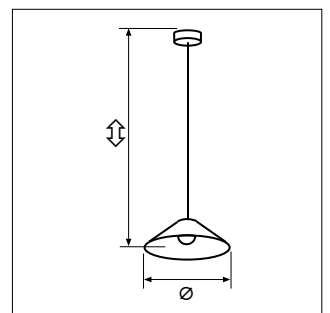
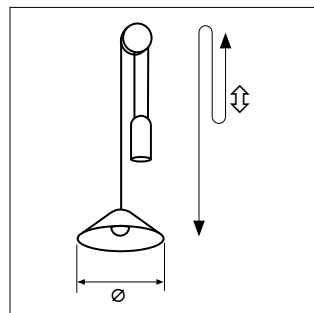
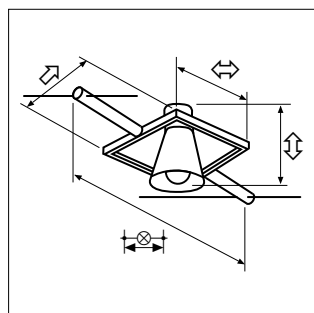
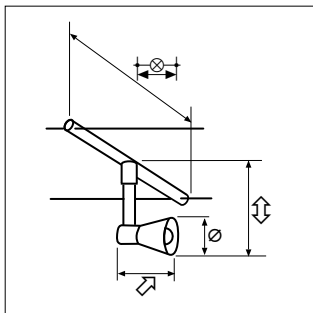
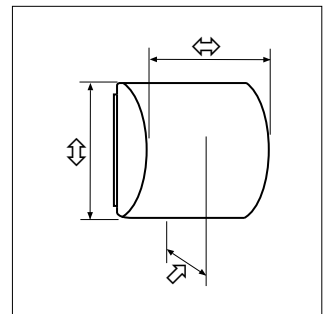
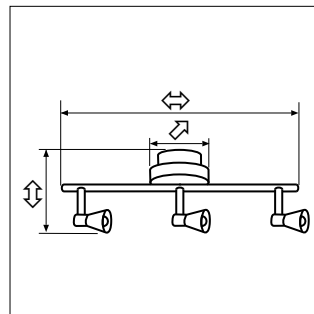
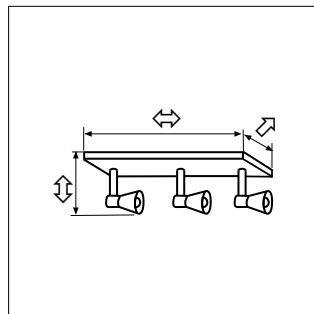
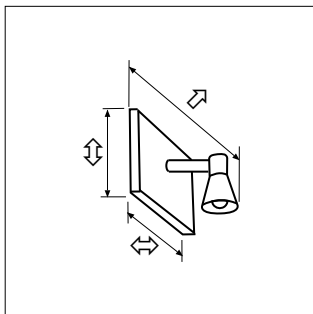
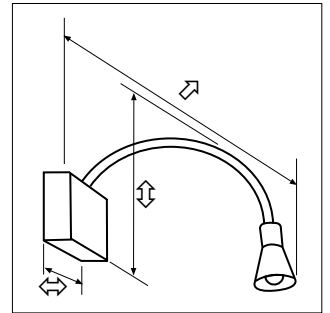
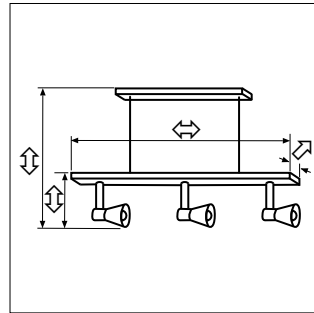
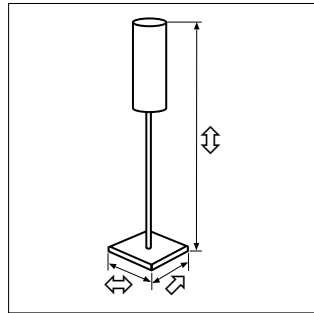
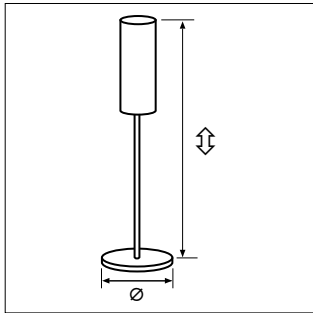
Mikrut D.O.O.  
Maciej Mikrut  
Ulica Ivana Pengova 18  
SI- 1230 Domzale  
☎ +386 31518153  
☎ +386 172 19514  
mmikrut@paulmann.si

**SRB**

**REPUBLIKA SRBIJA**

HIDRO NEON DOO  
Ive Lole Ribara 13  
SRB-23232 Torak  
☎ +381-21-505 790  
☎ +381-21-520 156  
peraneon@eunet.rs

Product dimensions  
 Dimensionado de artículos  
 Dimensionamento degli articoli





**GB**

We guarantee all Paulmann products for 3/5 years. This guarantee does not cover bulbs.

**E**

Todos los productos de Paulmann tienen una garantía de 3/5 años. Las bombillas están excluidas de la garantía.

**I**

Tutti i prodotti Paulmann sono coperti dalla nostra garanzia di 3/5 anni. Tale garanzia non include gli apparecchi d'illuminazione.



Safety test marks issued by the Association of German Electrical Technicians (VDE) and the German Technical Monitoring Associations (TÜV). Paulmann is synonymous with optimum safety and quality. All our products comply with the European standards laid down. Even when safety tests are not mandatory, Paulmann products are tested by the VDE, TÜV or the Paulmann Quality Assurance department. These are marked accordingly in the product.

Símbolo de control de seguridad de VDE y TÜV. Paulmann equivale a seguridad y calidad. Todos nuestros artículos están fabricados según las normas europeas fijadas. Los productos de Paulmann se someten a inspección por el VDE, TÜV o control de calidad de Paulmann, incluso cuando no está estipulada. Los artículos están marcados de forma correspondiente en el catálogo.

Marchi di sicurezza del Verband Deutscher Elektrotechniker (associazione dei tecnici elettricisti tedeschi) e delle associazioni di controllo tecnico. Paulmann è sinonimo di qualità e massima sicurezza. Tutti i nostri articoli sono conformi alle vigenti normative europee. I prodotti Paulmann sono testati dal VDE, dal TÜV o dalla nostra unità interna di assicurazione qualità, anche nei casi in cui non è prescritto un collaudo di sicurezza obbligatorio. I test effettuati sono specificati nel catalogo.

150 VA

The VDE mark behind the transformer specification (e.g. C. 105 VA) refers only to the transformer, and not to the product.

El símbolo VDE detrás del transformador (p. ej. 105 VA) sólo se refiere al transformador y no al producto.

Il marchio VDE che segue l'indicazione del trasformatore (p. es. B. 105 VA) si riferisce esclusivamente al trasformatore, non al prodotto.

All illustrations and specifications regarding measurements, colours and the like may be subject to technical production margins of tolerance, and are not binding. We reserve the right to make changes to products at any time. We work on the basis of our Terms of Supply and Payment. We will be happy to supply these terms on request, or they can be viewed at [www.paulmann.com](http://www.paulmann.com).

Todas las ilustraciones y datos de dimensiones, color, etc. dependen de posibles tolerancias técnicas y de producción y no son vinculantes. Nos reservamos el derecho a modificaciones en los productos. Todo pedido implica la aceptación de nuestras condiciones de pago y suministro. Nos las puede solicitar o ver en [www.paulmann.com](http://www.paulmann.com)

Le illustrazioni e i dati possono presentare lievi differenze tecniche rispetto ai prodotti (dimensioni, colori, ecc.) e non sono vincolanti. Ci riserviamo di apportare modifiche ai prodotti in qualsiasi momento. La nostra attività si basa sulle nostre condizioni generali di fornitura e pagamento, che sono disponibili su richiesta oppure nel sito Internet [www.paulmann.com](http://www.paulmann.com).

832.xx

We recommend buying the replacement bulbs specified for the products in question.

Recomendamos la compra de todos los medios de iluminación indicados junto a los productos.

Raccomandiamo l'acquisto dei corpi illuminanti indicati per ciascun prodotto.



These items are the product of traditional craftsmanship. Colour and shape deviations as well as air pockets are therefore possible.

Estos artículos son un producto tradicional de artesanía, por lo que pueden presentar variaciones en color y forma, así como burbujas de aire.

Questo articolo è un prodotto artigianale. Sono pertanto possibili differenze di colori e forme e inclusioni d'aria.

Colour

Colour

Color

Colore































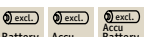



Material

Material

Material

Materiale



	Safety classification 2	Clase de protección 2	Grado di protezione 2
	Safety classification 3	Clase de protección 3	Grado di protezione 3
	Dichroic mirror	Reflector dicróico	Specchio per luce fredda
	Low pressure	Baja presión	Bassa pressione
	Product with a limited surface temperature	Producto con temperatura limitada en la superficie	Prodotto con temperatura superficiale limitata
	The bulb is only suitable for fitting to non-flammable materials.	La luminaria sólo debe instalarse en materiales no inflamables.	L'apparecchio d'illuminazione è idoneo al solo montaggio su materiali non infiammabili.
	IP safety classifications See page 493 for further details	Clases de protección IP Para más información, véase pág. 493	Gradi di protezione IP Per le spiegazioni vedi pagina 493
	Rust-proof	Inoxidable	Antiruggine
	2 brightness levels	2 niveles de claridad	2 livelli di luminosità
	Dusk sensor	Sensor crepuscular	Sensore crepuscolare
	RGB Multicolor colour change	RGB multicolor cambio de color	Cambio di colore RGB Multicolor
	LED colours red, green or blue	Color de LED rojo, verde o azul	LED colorato rosso, verde o blu
	Adjustable colours	Colores configurables	Colori impostabili
	Flashing	Intermitente	Lampeggiante
	Freeze function	Función Freeze	Funzione freeze
	Flashlight function	Función Flashlight	Funzione Flashlight
	Sound sensor	Sensor de sonido	Sensore di suono
	With switch	Con interruptor	Con interruttore
	With cable switch incl. plug	Con interruptor de cable, enchufe incl.	Completo di interruttore a cavo incl. connettore
	With touch dimmer	Con reguladores de luz táctiles	Con dimmer a sfioramento
	With dimmer	Con reguladores de luz	Con dimmer
	dimming	regulable	regolabile
	Bayonet coupling	cierre bayoneta	Attacco a baionetta
	With plug-in transformer	Con transformador de enchufe	Con trasformatore a spina
	Plug including earthing contact (Germany)	Enchufe con contacto de puesta a tierra (Alemania)	Connettore Schuko (Germania)
	With plug connector	Con conector	Con connettore a spina
	With remote control	Con mando a distancia	Con telecomando
	Motion detector with high frequency sensor	sensor de movimiento con sensor de alta frecuencia	Sensore di movimento ad alta frequenza
	Motion detector	sensor de movimiento	Sensore di movimento
	Motion detector with proximity sensor	sensor de movimiento con sensor de proximidad	Sensore di movimento con sensore di prossimità
	Battery, rechargeable battery, battery and rechargeable battery operation possible	Es posible su uso con pilas, con batería o con pila y batería	Sono possibili i funzionamenti a batteria, accumulatore e batteria + accumulatore
	Battery/rechargeable battery included	Pila / batería incluida	Batteria/accumulatore in dotazione
	Wall, floor and/or ceiling fitting	Montaje a pared, suelo y/o techo	Montaggio a parete, pavimento e/o soffitto
	Maximum load	Carga máx.	Carico max.

	Wire/rod distance	Distancia de cable/barra	Distanza fune/asta
	Base	Casquill	Zoccolo
lm	Lumen, luminous flux See page 496 for further details	lumen, flujo luminoso Para más información, véase pág. 496	Lumen, flusso luminoso Per le spiegazioni vedi pagina 496
lm <sub>/90°</sub> lm <sub>/120°</sub>	Brightness with reflector lamps See page 496 for further details	Luminosidad de lámparas reflectoras Para más información, véase pág. 496	Luminosità con riflettori Per le spiegazioni vedi pagina 496
K	Kelvin, colour temperature See page 497 for further details	kelvin, temperatura de color Para más información, véase pág. 497	Kelvin, temperatura di colore Per le spiegazioni vedi pagina 497
cd	Candela (Lux) value at 1 m See page 497 for further details	Valor Candela (Lux) en 1 m Para más información, véase pág. 497	Valore Candela (Lux) su 1 m Per le spiegazioni vedi pagina 497
S	Dummy output See page 495 for further details	Potencia aparente Para más información, véase pág. 495	Potenza apparente Per le spiegazioni vedi pagina 495
	Easily fitted	Montaje simple	Facile montaggio
	Only for indoor use	uso sólo en interiores	Solo per interni
	Toroid transformer	Transformador toroidal	Trasformatore a nucleo toroidale
	Can be dimmed using leading edge dimmer. See page 498 for further details	Regulable con un reductor de corte de inicio de fase. Para más explicación véase la página 498	Variazione dell'intensità luminosa con dimmer di fase nella sezione di accensione. Per le spiegazioni vedi pagina 498
	Can be dimmed using trailing edge dimmer. See page 498 for further details	Regulable con un reductor de corte de fin de fase. Para más explicación véase la página 498	Variazione dell'intensità luminosa con dimmer di fase nella sezione di spegnimento. Per le spiegazioni vedi pagina 498
	Integrated spark protection	Protección contra interferencias integrada	Protezione radio integrata
	Integrated soft start	Softstart integrado	Avvio "soft" integrado
	Integrated short circuit protection	Protección contra cortocircuitos integrada	Protezione da corto circuito integrata
	Increased spike protection	Mayor protección contra perturbaciones	Maggiore protezione "anti-spike"
	Integrated fire protection	Protección contra incendios integrada	Protezione antincendio integrada
	Integrated overload protection	Protección contra sobrecarga integrada	Protezione da sovraccarico integrata
	Integrated re-startable temperature monitor	Sensor de temperatura reconectable integrado	riattivabile integrato
	Integrated temperature monitor and electronic fuse	Sensor de temperatura integrado y fusible electrónico	Termostato integrado e fusibile elettronico
	Integrated electronic fuse	Fusible electrónico integrado	Fusibile elettronico integrado
	Integrated fine-wire fuse	Fusible para baja intensidad integrado	Fusibile per correnti deboli integrato
	Self-service pack	Embalaje SB	Imballaggio "SB"
	Packaging unit	Unidad de embalaje	Unità d'imballaggio
	Energy-efficiency class	clase de ahorro energético	Classe di efficienza energetica
ON/OFF 	Cycles of operation	Ciclos de conmutación	Cicli di commutazione
	Lower power consumption, the same brightness	Menor consumo de corriente, igual luminosidad	Meno consumo elettrico, luminosità invariata
	Flicker-free quick start	encendido inmediato sin centelleo	Accensione immediata senza luce pulsante
	Service life	vida útil	Durata utile
	Service life, electronic ballast	vida útil reactancia electrónica	Durata utile alimentatore elettronico
	Not for general lighting, only for decorative purposes or special applications	No apto para iluminación general, solo para fines decorativos o aplicaciones especiales	Non per l'illuminazione generale, solo a fini decorativi o per applicazioni speciali



[www.paulmann.com](http://www.paulmann.com)